

MICHIGAN STATE UNIVERSITY  
Office of the Registrar  
*Evaluation & Research*

TERM GRADE-POINT AVERAGES  
COMPARATIVE SUMMARY

Winter Terms

|                            | 1973  |       | 1974  |       | 1975  |       | 1976  |       | 1977  |       |      |      |      |      |      |
|----------------------------|-------|-------|-------|-------|-------|-------|-------|-------|-------|-------|------|------|------|------|------|
|                            | Women | Men   | Women | Men   | Women | Men   | Women | Men   | Women | Men   |      |      |      |      |      |
|                            | Total | Total | Total | Total | Total | Total | Total | Total | Total | Total |      |      |      |      |      |
| <u>EAST LANSING CAMPUS</u> |       |       |       |       |       |       |       |       |       |       |      |      |      |      |      |
| Total Campus               | 2.94  | 2.83  | 2.88  | 2.94  | 2.86  | 2.90  | 2.95  | 2.87  | 2.90  | 2.87  | 2.92 | 2.82 | 2.87 | 2.82 | 2.87 |
| Undergraduate              | 2.89  | 2.74  | 2.81  | 2.89  | 2.78  | 2.83  | 2.90  | 2.78  | 2.83  | 2.83  | 2.87 | 2.73 | 2.80 | 2.87 | 2.74 |
| Graduate Professional      | 2.91  | 2.94  | 2.94  | 3.03  | 2.97  | 2.97  | 3.11  | 3.13  | 3.12  | 2.98  | 2.98 | 2.93 | 2.95 | 3.04 | 3.01 |
| Master-Doctor              | 3.65  | 3.53  | 3.56  | 3.66  | 3.53  | 3.57  | 3.63  | 3.51  | 3.55  | 3.60  | 3.60 | 3.50 | 3.54 | 3.62 | 3.50 |
| Married                    | 3.33  | 3.07  | 3.14  | 3.33  | 3.11  | 3.18  | 3.38  | 3.13  | 3.21  | 3.35  | 3.35 | 3.11 | 3.19 | 3.36 | 3.12 |
| Single                     | 2.90  | 2.78  | 2.83  | 2.90  | 2.81  | 2.85  | 2.91  | 2.82  | 2.86  | 2.89  | 2.89 | 2.77 | 2.83 | 2.89 | 2.78 |
| Residence Halls            | 2.83  | 2.76  | 2.79  | 2.84  | 2.79  | 2.81  | 2.86  | 2.80  | 2.83  | 2.85  | 2.85 | 2.76 | 2.80 | 2.83 | 2.75 |
| Non-Residence Halls        | 3.07  | 2.89  | 2.96  | 3.07  | 2.93  | 2.99  | 3.06  | 2.93  | 2.99  | 3.02  | 3.02 | 2.87 | 2.94 | 3.03 | 2.88 |
| <u>OFF-CAMPUS</u>          |       |       |       |       |       |       |       |       |       |       |      |      |      |      |      |
| Undergraduate              | 3.55  | 3.62  | 3.57  | 3.47  | 3.44  | 3.46  | 3.44  | 3.40  | 3.44  | 3.28  | 3.44 | 3.13 | 3.24 | 3.33 | 3.29 |
| Master-Doctor              | 3.76  | 3.69  | 3.73  | 3.73  | 3.63  | 3.68  | 3.76  | 3.71  | 3.74  | 3.71  | 3.74 | 3.59 | 3.66 | 3.72 | 3.65 |

MICHIGAN STATE UNIVERSITY  
Office of the Registrar  
*Evaluation & Research*

TERM GRADE-POINT AVERAGES  
SUMMARY BY CLASS LEVEL  
East Lansing Campus

Winter Terms

|                            | 1973  |      |       | 1974  |      |       | 1975  |      |       | 1976  |      |       | 1977  |      |       |
|----------------------------|-------|------|-------|-------|------|-------|-------|------|-------|-------|------|-------|-------|------|-------|
|                            | Women | Men  | Total | Women | Men  | Total | Women | Men  | Total | Women | Men  | Total | Women | Men  | Total |
|                            |       |      |       |       |      |       |       |      |       |       |      |       |       |      |       |
| <u>UNDERGRADUATE</u>       |       |      |       |       |      |       |       |      |       |       |      |       |       |      |       |
| <i>Freshman</i>            |       |      |       |       |      |       |       |      |       |       |      |       |       |      |       |
| Married                    | 2.94  | 2.46 | 2.67  | 2.93  | 2.54 | 2.71  | 3.14  | 2.64 | 2.89  | 2.98  | 2.53 | 2.74  | 2.79  | 2.46 | 2.61  |
| Single                     | 2.76  | 2.63 | 2.70  | 2.77  | 2.66 | 2.72  | 2.77  | 2.67 | 2.72  | 2.72  | 2.61 | 2.67  | 2.72  | 2.64 | 2.68  |
| Total                      | 2.77  | 2.63 | 2.70  | 2.78  | 2.66 | 2.72  | 2.76  | 2.67 | 2.71  | 2.72  | 2.61 | 2.67  | 2.72  | 2.64 | 2.68  |
| <i>Sophomore</i>           |       |      |       |       |      |       |       |      |       |       |      |       |       |      |       |
| Married                    | 3.02  | 2.52 | 2.68  | 3.03  | 2.66 | 2.83  | 3.04  | 2.62 | 2.80  | 2.85  | 2.58 | 2.70  | 2.95  | 2.65 | 2.77  |
| Single                     | 2.76  | 2.68 | 2.72  | 2.78  | 2.70 | 2.74  | 2.80  | 2.72 | 2.76  | 2.82  | 2.69 | 2.75  | 2.78  | 2.70 | 2.74  |
| Total                      | 2.77  | 2.67 | 2.72  | 2.79  | 2.70 | 2.74  | 2.81  | 2.71 | 2.76  | 2.82  | 2.69 | 2.75  | 2.78  | 2.70 | 2.74  |
| <i>Junior</i>              |       |      |       |       |      |       |       |      |       |       |      |       |       |      |       |
| Married                    | 3.14  | 2.69 | 2.82  | 3.09  | 2.69 | 2.83  | 3.20  | 2.71 | 2.90  | 3.17  | 2.73 | 2.91  | 3.18  | 2.78 | 2.93  |
| Single                     | 2.97  | 2.75 | 2.85  | 2.96  | 2.79 | 2.87  | 2.95  | 2.78 | 2.86  | 2.90  | 2.76 | 2.83  | 2.92  | 2.73 | 2.82  |
| Total                      | 2.98  | 2.74 | 2.84  | 2.97  | 2.78 | 2.86  | 2.97  | 2.78 | 2.86  | 2.92  | 2.76 | 2.83  | 2.93  | 2.73 | 2.82  |
| <i>Senior</i>              |       |      |       |       |      |       |       |      |       |       |      |       |       |      |       |
| Married                    | 3.22  | 2.90 | 2.99  | 3.25  | 2.94 | 3.02  | 3.21  | 2.90 | 2.99  | 3.23  | 2.87 | 2.98  | 3.27  | 2.89 | 3.03  |
| Single                     | 3.08  | 2.88 | 2.96  | 3.06  | 2.92 | 2.98  | 3.06  | 2.94 | 2.99  | 3.04  | 2.83 | 2.92  | 3.02  | 2.86 | 2.93  |
| Total                      | 3.10  | 2.89 | 2.97  | 3.09  | 2.92 | 2.99  | 3.08  | 2.93 | 2.99  | 3.06  | 2.84 | 2.93  | 3.05  | 2.86 | 2.94  |
| <i>Special</i>             |       |      |       |       |      |       |       |      |       |       |      |       |       |      |       |
| Married                    | 3.44  | 3.32 | 3.38  | 3.29  | 3.10 | 3.19  | 3.48  | 3.08 | 3.29  | 3.50  | 3.09 | 3.29  | 3.44  | 3.00 | 3.22  |
| Single                     | 3.09  | 2.81 | 2.93  | 2.97  | 3.04 | 3.01  | 3.07  | 2.84 | 2.93  | 3.09  | 2.87 | 2.96  | 3.17  | 2.95 | 3.04  |
| Total                      | 3.23  | 3.00 | 3.10  | 3.12  | 3.06 | 3.08  | 3.26  | 2.92 | 3.06  | 3.23  | 2.92 | 3.06  | 3.26  | 2.96 | 3.10  |
| <u>TOTAL UNDERGRADUATE</u> |       |      |       |       |      |       |       |      |       |       |      |       |       |      |       |
| Married                    | 3.17  | 2.79 | 2.90  | 3.15  | 2.83 | 2.94  | 3.20  | 2.82 | 2.96  | 3.17  | 2.80 | 2.94  | 3.20  | 2.83 | 2.97  |
| Single                     | 2.87  | 2.74 | 2.80  | 2.87  | 2.77 | 2.82  | 2.88  | 2.78 | 2.82  | 2.86  | 2.73 | 2.79  | 2.86  | 2.74 | 2.79  |
| Total                      | 2.89  | 2.74 | 2.81  | 2.89  | 2.78 | 2.83  | 2.90  | 2.78 | 2.83  | 2.87  | 2.73 | 2.80  | 2.87  | 2.74 | 2.80  |

TERM GRADE-POINT AVERAGES (Cont'd)  
Winter Terms

|                              | 1973  |      |       | 1974  |      |       | 1975  |      |       | 1976  |      |       | 1977  |      |       |
|------------------------------|-------|------|-------|-------|------|-------|-------|------|-------|-------|------|-------|-------|------|-------|
|                              | Women | Men  | Total | Women | Men  | Total | Women | Men  | Total | Women | Men  | Total | Women | Men  | Total |
| <u>GRADUATE</u>              |       |      |       |       |      |       |       |      |       |       |      |       |       |      |       |
| <i>Master</i>                |       |      |       |       |      |       |       |      |       |       |      |       |       |      |       |
| Married                      | 3.72  | 3.54 | 3.59  | 3.69  | 3.51 | 3.57  | 3.68  | 3.51 | 3.57  | 3.64  | 3.49 | 3.54  | 3.67  | 3.51 | 3.57  |
| Single                       | 3.58  | 3.44 | 3.49  | 3.60  | 3.47 | 3.51  | 3.57  | 3.44 | 3.49  | 3.55  | 3.44 | 3.49  | 3.58  | 3.45 | 3.51  |
| Total                        | 3.64  | 3.49 | 3.54  | 3.64  | 3.49 | 3.54  | 3.62  | 3.48 | 3.53  | 3.59  | 3.47 | 3.51  | 3.61  | 3.48 | 3.53  |
| <i>Doctor</i>                |       |      |       |       |      |       |       |      |       |       |      |       |       |      |       |
| Married                      | 3.78  | 3.63 | 3.65  | 3.82  | 3.66 | 3.69  | 3.78  | 3.63 | 3.65  | 3.72  | 3.60 | 3.63  | 3.69  | 3.60 | 3.62  |
| Single                       | 3.60  | 3.57 | 3.58  | 3.74  | 3.59 | 3.64  | 3.65  | 3.53 | 3.57  | 3.62  | 3.57 | 3.59  | 3.65  | 3.54 | 3.58  |
| Total                        | 3.68  | 3.62 | 3.63  | 3.78  | 3.64 | 3.67  | 3.71  | 3.60 | 3.63  | 3.67  | 3.59 | 3.61  | 3.67  | 3.58 | 3.60  |
| <u>TOTAL GRADUATE</u>        |       |      |       |       |      |       |       |      |       |       |      |       |       |      |       |
| Married                      | 3.73  | 3.57 | 3.61  | 3.71  | 3.56 | 3.60  | 3.70  | 3.54 | 3.59  | 3.65  | 3.53 | 3.57  | 3.67  | 3.54 | 3.58  |
| Single                       | 3.58  | 3.46 | 3.50  | 3.62  | 3.49 | 3.53  | 3.58  | 3.46 | 3.50  | 3.56  | 3.46 | 3.51  | 3.59  | 3.47 | 3.52  |
| Total                        | 3.65  | 3.53 | 3.56  | 3.66  | 3.53 | 3.57  | 3.63  | 3.51 | 3.55  | 3.60  | 3.50 | 3.54  | 3.62  | 3.50 | 3.55  |
| <u>GRADUATE PROFESSIONAL</u> |       |      |       |       |      |       |       |      |       |       |      |       |       |      |       |
| Married                      | 3.05  | 3.02 | 3.03  | 3.29  | 3.05 | 3.07  | 3.39  | 3.16 | 3.19  | 3.16  | 2.89 | 2.92  | 3.12  | 3.05 | 3.07  |
| Single                       | 2.89  | 2.86 | 2.87  | 2.99  | 2.92 | 2.94  | 3.08  | 3.11 | 3.09  | 2.95  | 2.96 | 2.96  | 3.03  | 2.99 | 3.01  |
| Total                        | 2.91  | 2.94 | 2.94  | 3.03  | 2.97 | 2.99  | 3.11  | 3.13 | 3.12  | 2.98  | 2.93 | 2.95  | 3.04  | 3.01 | 3.02  |
| <u>TOTAL CAMPUS</u>          |       |      |       |       |      |       |       |      |       |       |      |       |       |      |       |
| Married                      | 3.33  | 3.07 | 3.14  | 3.33  | 3.11 | 3.18  | 3.38  | 3.13 | 3.21  | 3.35  | 3.11 | 3.19  | 3.36  | 3.12 | 3.21  |
| Single                       | 2.90  | 2.78 | 2.83  | 2.90  | 2.81 | 2.85  | 2.91  | 2.82 | 2.86  | 2.89  | 2.77 | 2.83  | 2.89  | 2.78 | 2.83  |
| Total                        | 2.94  | 2.83 | 2.88  | 2.94  | 2.86 | 2.90  | 2.95  | 2.87 | 2.90  | 2.93  | 2.82 | 2.87  | 2.92  | 2.82 | 2.87  |

MICHIGAN STATE UNIVERSITY  
Office of the Registrar  
*Evaluation & Research*

RANKING OF CUMULATIVE GRADE-POINT AVERAGES<sup>1</sup>  
East Lansing Campus

Winter 1977

| Decile                          | Percentile | Quartile | TOTAL STUDENTS |       |       |      |               | NEW STUDENTS     |           |             |               | Graduating Seniors |        |
|---------------------------------|------------|----------|----------------|-------|-------|------|---------------|------------------|-----------|-------------|---------------|--------------------|--------|
|                                 |            |          | Undergraduate  |       |       |      | Master-Doctor | First-Time Frsh. | Trans-fer | Under-grad. | Master-Doctor |                    |        |
| Frsh.                           | Soph.      | Jr.      | Sr.            | Total | Frsh. | fer  |               |                  |           |             |               | grad.              | Doctor |
| 10                              | 95         | 4        | 3.72           | 3.69  | 3.71  | 3.72 | 3.72          | 4.00             | 4.00      | 4.00        | 4.00          | 4.00               | 3.70   |
|                                 | 90         |          | 3.55           | 3.52  | 3.53  | 3.57 | 3.55          | 3.93             | 3.71      | 3.75        | 3.75          | 4.00               | 3.56   |
| 9                               | 80         |          | 3.27           | 3.26  | 3.30  | 3.35 | 3.30          | 3.84             | 3.42      | 3.39        | 3.41          | 4.00               | 3.35   |
|                                 | 75         |          | 3.17           | 3.17  | 3.20  | 3.26 | 3.21          | 3.81             | 3.30      | 3.27        | 3.29          | 3.87               | 3.27   |
| 8                               | 70         | 3        | 3.06           | 3.08  | 3.11  | 3.18 | 3.12          | 3.77             | 3.18      | 3.14        | 3.17          | 3.81               | 3.20   |
| 7                               | 60         |          | 2.88           | 2.89  | 2.95  | 3.04 | 2.96          | 3.70             | 2.91      | 3.01        | 3.00          | 3.69               | 3.04   |
| 6                               | 50         |          | 2.70           | 2.73  | 2.80  | 2.89 | 2.80          | 3.62             | 2.65      | 2.77        | 2.75          | 3.53               | 2.90   |
| 5                               | 40         | 2        | 2.52           | 2.57  | 2.64  | 2.76 | 2.65          | 3.53             | 2.35      | 2.52        | 2.50          | 3.50               | 2.80   |
| 4                               | 30         |          | 2.33           | 2.40  | 2.48  | 2.62 | 2.48          | 3.44             | 2.07      | 2.23        | 2.23          | 3.38               | 2.67   |
|                                 | 25         | 1        | 2.22           | 2.31  | 2.39  | 2.55 | 2.39          | 3.38             | 1.90      | 2.12        | 2.08          | 3.25               | 2.61   |
| 3                               | 20         |          | 2.10           | 2.22  | 2.31  | 2.46 | 2.30          | 3.33             | 1.66      | 1.87        | 1.84          | 3.08               | 2.51   |
| 2                               | 10         |          | 1.79           | 2.01  | 2.10  | 2.26 | 2.06          | 3.13             | .82       | 1.21        | 1.14          | 2.96               | 2.30   |
| 1                               | 0          |          | 0.00           | 0.00  | 0.00  | 0.00 | 0.00          | 0.00             | 0.00      | 0.00        | 0.00          | 0.00               | 2.00   |
| Total Number of Students Ranked |            |          | 6980           | 7416  | 8840  | 9424 | 33310         | 7048             | 153       | 617         | 783           | 462                | 1035   |

Note: 1) Ranking does not include grades earned by students in the Agricultural Technology and English Language Center Programs.

MICHIGAN STATE UNIVERSITY  
Office of the Registrar  
*Evaluation & Research*

RANKING OF NEW UNDERGRADUATE STUDENTS  
East Lansing Campus

Winter Terms

NEW UNDERGRADUATES

| Decile                          | Percentile | Quartile | 1974  |      |       | 1975  |      |       | 1976  |      |       | 1977  |      |       |
|---------------------------------|------------|----------|-------|------|-------|-------|------|-------|-------|------|-------|-------|------|-------|
|                                 |            |          | Women | Men  | Total | Women | Men  | Total | Women | Men  | Total | Women | Men  | Total |
| 10                              | 95         | 4        | 4.00  | 3.78 | 3.88  | 4.00  | 3.75 | 4.00  | 4.00  | 3.84 | 4.00  | 4.00  | 3.85 | 4.00  |
|                                 | 90         |          | 3.79  | 3.54 | 3.67  | 3.83  | 3.58 | 3.69  | 3.85  | 3.57 | 3.71  | 3.90  | 3.52 | 3.75  |
| 9                               | 80         | 3        | 3.50  | 3.33 | 3.42  | 3.50  | 3.32 | 3.45  | 3.50  | 3.31 | 3.47  | 3.63  | 3.29 | 3.41  |
| 8                               | 75         |          | 3.45  | 3.20 | 3.29  | 3.45  | 3.21 | 3.30  | 3.42  | 3.21 | 3.28  | 3.47  | 3.14 | 3.29  |
|                                 | 70         | 2        | 3.26  | 3.04 | 3.17  | 3.29  | 3.04 | 3.19  | 3.27  | 3.00 | 3.17  | 3.29  | 3.04 | 3.17  |
| 7                               | 60         |          | 3.02  | 2.82 | 2.96  | 3.07  | 2.88 | 3.01  | 3.00  | 2.81 | 2.95  | 3.07  | 2.88 | 3.00  |
| 6                               | 50         | 1        | 2.87  | 2.64 | 2.72  | 2.93  | 2.63 | 2.78  | 2.79  | 2.57 | 2.70  | 2.96  | 2.64 | 2.75  |
| 5                               | 40         |          | 2.65  | 2.44 | 2.51  | 2.67  | 2.39 | 2.50  | 2.50  | 2.32 | 2.45  | 2.65  | 2.38 | 2.50  |
| 4                               | 30         | 1        | 2.41  | 2.23 | 2.29  | 2.43  | 2.19 | 2.29  | 2.28  | 2.03 | 2.18  | 2.36  | 2.13 | 2.23  |
| 3                               | 25         |          | 2.25  | 2.04 | 2.11  | 2.26  | 2.02 | 2.13  | 2.15  | 1.93 | 2.01  | 2.19  | 2.00 | 2.08  |
|                                 | 20         | 1        | 2.02  | 1.86 | 1.92  | 2.08  | 1.84 | 1.96  | 2.01  | 1.75 | 1.90  | 2.01  | 1.83 | 1.84  |
| 2                               | 10         |          | 1.33  | 1.32 | 1.33  | 1.52  | 1.08 | 1.29  | 1.13  | 1.05 | 1.09  | 1.08  | 1.13 | 1.14  |
| 1                               | 0          |          | 0.00  | 0.00 | 0.00  | 0.00  | 0.00 | 0.00  | 0.00  | 0.00 | 0.00  | 0.00  | 0.00 |       |
| Total Number of Students Ranked |            |          | 376   | 444  | 820   | 454   | 508  | 962   | 533   | 613  | 1146  | 358   | 425  | 783   |

FIRST-TIME FRESHMEN

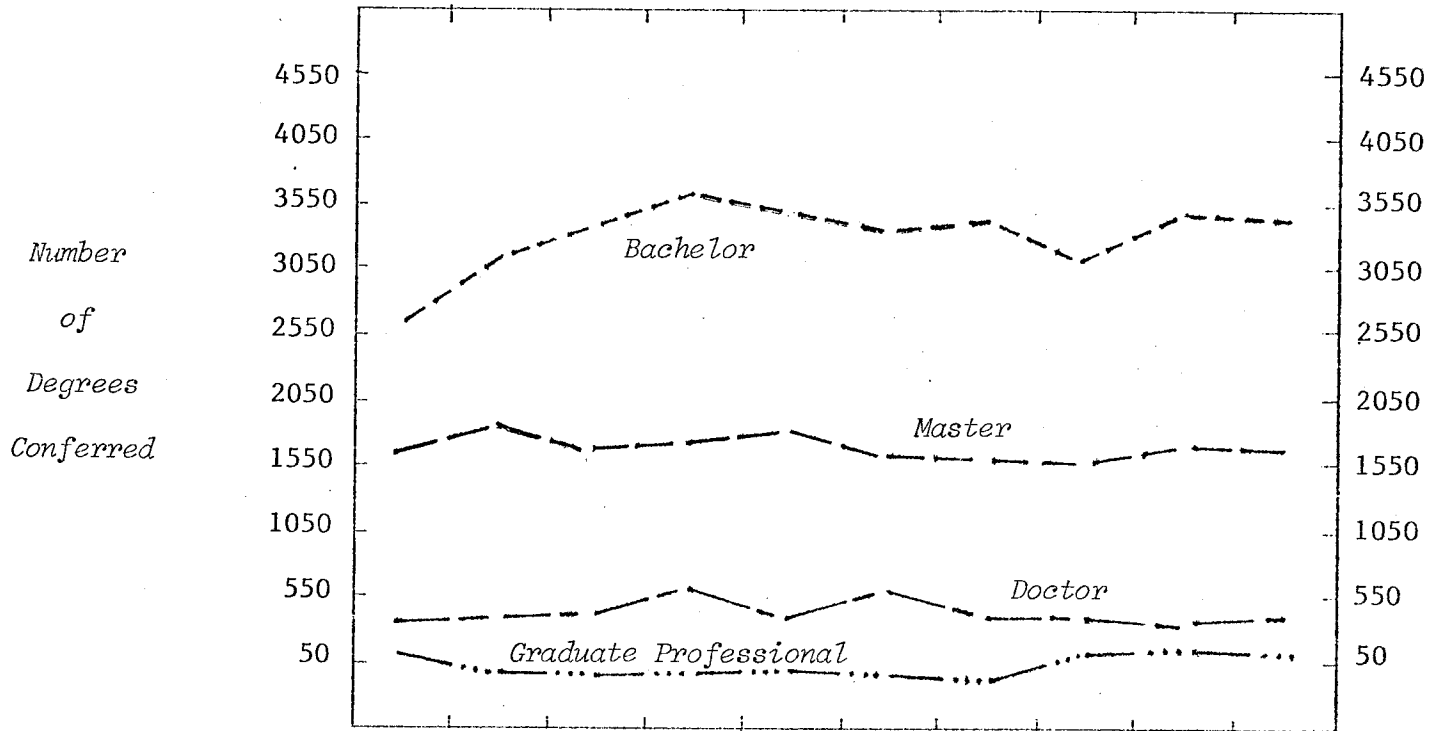
|                                 |    |   |      |      |      |      |      |      |      |      |      |      |      |      |
|---------------------------------|----|---|------|------|------|------|------|------|------|------|------|------|------|------|
| 10                              | 95 | 4 | 3.79 | 3.73 | 3.77 | 3.67 | 3.66 | 3.67 | 3.85 | 3.87 | 3.85 | 4.00 | 3.88 | 4.00 |
|                                 | 90 |   |      |      |      | 3.51 |      |      | 3.45 | 3.68 | 3.57 | 3.63 |      |      |
| 9                               | 80 | 3 |      |      | 3.23 |      |      | 3.26 | 3.37 | 3.20 | 3.23 |      |      | 3.42 |
| 8                               | 75 |   | 3.12 | 3.17 | 3.13 | 3.10 | 3.11 | 3.10 | 3.20 | 3.04 | 3.12 | 3.25 | 3.35 | 3.30 |
|                                 | 70 | 2 |      |      | 3.05 |      |      | 3.04 | 3.04 | 2.83 | 3.00 |      |      | 3.18 |
| 7                               | 60 |   | 2.75 | 2.62 | 2.67 | 2.77 | 2.65 | 2.68 | 2.54 | 2.40 | 2.62 | 2.64 | 2.69 | 2.65 |
| 6                               | 50 | 1 |      |      | 2.83 |      |      | 2.87 | 2.91 | 2.63 | 2.72 |      |      | 2.91 |
| 5                               | 40 |   | 2.46 |      | 2.46 |      |      | 2.50 | 2.33 | 2.20 | 2.27 |      |      | 2.35 |
| 4                               | 30 | 1 |      |      | 2.22 |      |      | 2.20 | 2.07 | 1.97 | 2.01 |      |      | 2.07 |
| 3                               | 25 |   | 1.92 | 2.12 | 2.07 | 2.04 | 2.01 | 2.02 | 1.96 | 1.86 | 1.90 | 2.07 | 1.83 | 1.90 |
|                                 | 20 | 1 |      |      | 1.88 |      |      | 1.85 | 1.80 | 1.70 | 1.73 |      |      | 1.66 |
| 2                               | 10 |   | 1.33 |      | 1.33 |      |      | 1.27 | 1.18 | 0.47 | 1.06 |      |      | .82  |
| 1                               | 0  |   | 0.00 | 0.00 | 0.00 | 0.00 | 0.00 | 0.00 | 0.00 | 0.00 | 0.00 | 0.00 | 0.00 | 0.00 |
| Total Number of Students Ranked |    |   | 100  | 88   | 188  | 106  | 92   | 198  | 136  | 121  | 257  | 73   | 80   | 153  |

NEW TRANSFERS

|                                 |    |   |      |      |      |      |      |      |      |      |      |      |      |      |
|---------------------------------|----|---|------|------|------|------|------|------|------|------|------|------|------|------|
| 10                              | 95 | 4 | 4.00 | 3.78 | 3.90 | 4.00 | 3.85 | 4.00 | 4.00 | 3.83 | 4.00 | 4.00 | 3.79 | 4.00 |
|                                 | 90 |   | 3.85 | 3.55 | 3.71 | 3.88 | 3.60 | 3.71 | 3.91 | 3.54 | 3.75 | 3.90 | 3.50 | 3.75 |
| 9                               | 80 | 3 | 3.50 | 3.33 | 3.47 | 3.59 | 3.33 | 3.50 | 3.54 | 3.32 | 3.48 | 3.67 | 3.20 | 3.39 |
| 8                               | 75 |   | 3.47 | 3.17 | 3.33 | 3.50 | 3.21 | 3.36 | 3.50 | 3.19 | 3.32 | 3.50 | 3.09 | 3.27 |
|                                 | 70 | 2 | 3.36 | 3.02 | 3.24 | 3.40 | 3.04 | 3.21 | 3.33 | 3.00 | 3.18 | 3.33 | 3.00 | 3.14 |
| 7                               | 60 |   | 3.08 | 2.80 | 3.01 | 3.15 | 2.89 | 3.01 | 3.00 | 2.85 | 2.97 | 3.11 | 2.84 | 3.01 |
| 6                               | 50 | 1 | 2.92 | 2.64 | 2.80 | 3.00 | 2.63 | 2.79 | 2.82 | 2.63 | 2.73 | 3.00 | 2.54 | 2.77 |
| 5                               | 40 |   | 2.68 | 2.38 | 2.62 | 2.71 | 2.43 | 2.51 | 2.53 | 2.36 | 2.47 | 2.70 | 2.36 | 2.52 |
| 4                               | 30 | 1 | 2.47 | 2.15 | 2.38 | 2.44 | 2.21 | 2.32 | 2.31 | 2.08 | 2.21 | 2.42 | 2.13 | 2.23 |
| 3                               | 25 |   | 2.31 | 1.96 | 2.29 | 2.32 | 2.06 | 2.17 | 2.17 | 2.00 | 2.02 | 2.29 | 2.00 | 2.12 |
|                                 | 20 | 1 | 2.14 | 1.71 | 2.10 | 2.13 | 1.88 | 2.00 | 2.01 | 1.78 | 1.92 | 2.23 | 1.82 | 1.87 |
| 2                               | 10 |   | 1.33 | 1.17 | 1.33 | 1.53 | 1.17 | 1.32 | 1.15 | 1.13 | 1.14 | 1.35 | 1.14 | 1.21 |
| 1                               | 0  |   | 0.00 | 0.00 | 0.00 | 0.00 | 0.00 | 0.00 | 0.00 | 0.00 | 0.00 | 0.00 | 0.00 | 0.00 |
| Total Number of Students Ranked |    |   | 256  | 340  | 596  | 339  | 404  | 743  | 358  | 407  | 765  | 276  | 341  | 617  |

TRENDGRAPH OF DEGREES CONFERRED  
East Lansing Campus

Cumulative Totals for Summer, Fall & Winter Terms



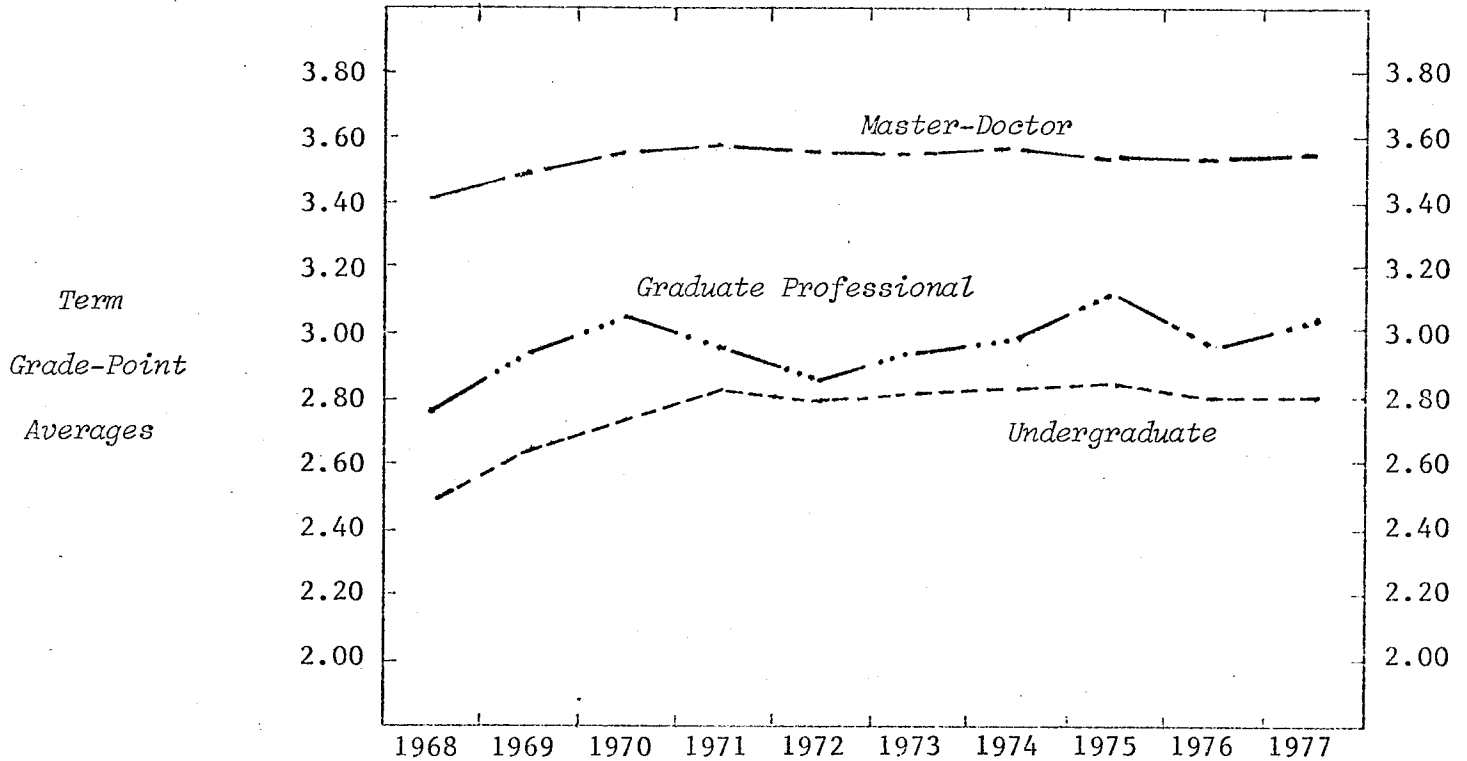
| COLLEGE               | 67-8 | 68-9 | 69-70 | 70-1 | 71-2 | 72-3 | 73-4 | 74-5 | 75-6 | 76-7 |
|-----------------------|------|------|-------|------|------|------|------|------|------|------|
| Agr. & Nat. Resources | 362  | 397  | 392   | 407  | 392  | 414  | 402  | 493  | 522  | 581  |
| Arts & Letters        | 598  | 609  | 615   | 640  | 616  | 563  | 597  | 514  | 529  | 469  |
| Lyman Briggs          |      |      |       | 6    | 16   | 21   | 25   | 33   | 28   | 22   |
| Business              | 763  | 828  | 734   | 814  | 773  | 580  | 630  | 612  | 660  | 726  |
| Comm. Arts & Sciences | 237  | 337  | 363   | 385  | 334  | 281  | 354  | 327  | 422  | 381  |
| Education             | 1240 | 1445 | 1564  | 1601 | 1550 | 1492 | 1406 | 1268 | 1385 | 1382 |
| Engineering           | 148  | 192  | 173   | 166  | 187  | 193  | 185  | 214  | 222  | 241  |
| Human Ecology         | 166  | 179  | 208   | 203  | 255  | 229  | 272  | 265  | 329  | 279  |
| Human Medicine        |      | 2    | 10    | 14   | 20   | 27   | 52   | 80   | 111  | 113  |
| James Madison         |      |      |       | 21   | 38   | 40   | 42   | 36   | 37   | 31   |
| Justin Morrill        | 1    | 27   | 47    | 60   | 40   | 61   | 60   | 56   | 58   | 54   |
| Natural Science       | 479  | 489  | 477   | 472  | 536  | 479  | 439  | 445  | 472  | 419  |
| Osteopathic Medicine  |      |      |       |      |      |      | 24   | 33   | 71   | 69   |
| Social Science        | 692  | 856  | 942   | 1095 | 1090 | 1135 | 1041 | 904  | 868  | 844  |
| Urban Development     |      |      |       |      |      |      |      | 8    | 30   | 40   |
| Veterinary Medicine   | 123  | 127  | 110   | 106  | 107  | 132  | 111  | 119  | 98   | 76   |
| <b>LEVEL</b>          |      |      |       |      |      |      |      |      |      |      |
| Bachelor              | 2663 | 3148 | 3373  | 3576 | 3542 | 3365 | 3460 | 3209 | 3496 | 3410 |
| Master                | 1697 | 1884 | 1695  | 1786 | 1842 | 1661 | 1610 | 1563 | 1721 | 1710 |
| Doctor <sup>1</sup>   | 390  | 411  | 523   | 582  | 521  | 573  | 526  | 511  | 464  | 452  |
| Graduate Professional | 59   | 45   | 44    | 46   | 49   | 48   | 44   | 124  | 161  | 155  |
| <b>TOTAL CAMPUS</b>   |      |      |       |      |      |      |      |      |      |      |
|                       | 4809 | 5488 | 5635  | 5990 | 5954 | 5647 | 5640 | 5407 | 5842 | 5727 |
| % Increase            |      | 14.1 | 2.7   | 6.3  | -.6  | -5.2 | -.1  | -4.1 | 8.0  | -2.0 |

Note: 1) Includes Diploma for Advanced Graduate Study and Educational Specialist degrees.

MICHIGAN STATE UNIVERSITY  
Office of the Registrar  
*Evaluation & Research*

TRENDGRAPH OF TERM GRADE-POINT AVERAGES  
East Lansing Campus

Winter Terms



UNDERGRADUATE AVERAGES

|                             |      |      |      |      |      |      |      |      |      |      |
|-----------------------------|------|------|------|------|------|------|------|------|------|------|
| Agr. & Nat. Resources       | 2.44 | 2.55 | 2.60 | 2.70 | 2.68 | 2.74 | 2.78 | 2.76 | 2.77 | 2.79 |
| Arts & Letters              | 2.61 | 2.78 | 2.92 | 3.00 | 2.97 | 3.02 | 3.01 | 3.03 | 3.02 | 3.02 |
| Lyman Briggs                | 2.43 | 2.75 | 2.90 | 2.99 | 2.96 | 2.94 | 2.86 | 2.83 | 2.91 | 2.86 |
| Business                    | 2.40 | 2.54 | 2.62 | 2.65 | 2.60 | 2.61 | 2.70 | 2.72 | 2.70 | 2.73 |
| Comm. Arts & Sciences       | 2.50 | 2.64 | 2.76 | 2.81 | 2.83 | 2.85 | 2.85 | 2.90 | 2.85 | 2.81 |
| Education                   | 2.51 | 2.69 | 2.83 | 2.94 | 2.93 | 2.98 | 2.92 | 2.96 | 2.90 | 2.89 |
| Engineering                 | 2.49 | 2.60 | 2.66 | 2.69 | 2.71 | 2.76 | 2.79 | 2.78 | 2.66 | 2.70 |
| Human Ecology               | 2.52 | 2.68 | 2.80 | 2.89 | 2.84 | 2.87 | 2.90 | 2.94 | 2.91 | 2.94 |
| Human Medicine              |      |      | 2.68 | 2.65 | 2.75 | 2.75 | 2.74 | 2.67 | 2.73 | 2.70 |
| James Madison               | 2.60 | 2.78 | 2.83 | 3.00 | 3.00 | 2.97 | 2.91 | 2.93 | 2.95 | 2.86 |
| Justin Morrill <sup>1</sup> | 2.81 | 2.87 | 3.12 | 2.95 | 3.03 | 3.05 | 3.01 | 3.03 | 2.97 | 3.00 |
| Natural Science             | 2.56 | 2.71 | 2.80 | 2.87 | 2.83 | 2.80 | 2.84 | 2.82 | 2.79 | 2.81 |
| Social Science              | 2.50 | 2.63 | 2.80 | 2.84 | 2.83 | 2.85 | 2.87 | 2.89 | 2.81 | 2.83 |
| Urban Development           |      |      |      |      |      |      | 2.83 | 2.72 | 2.74 | 2.66 |
| Veterinary Medicine         | 2.43 | 2.61 | 2.62 | 2.80 | 2.60 | 2.66 | 2.71 | 2.71 | 2.74 | 2.80 |
| No Preference               | 2.30 | 2.46 | 2.60 | 2.69 | 2.68 | 2.64 | 2.70 | 2.70 | 2.69 | 2.67 |

LEVEL

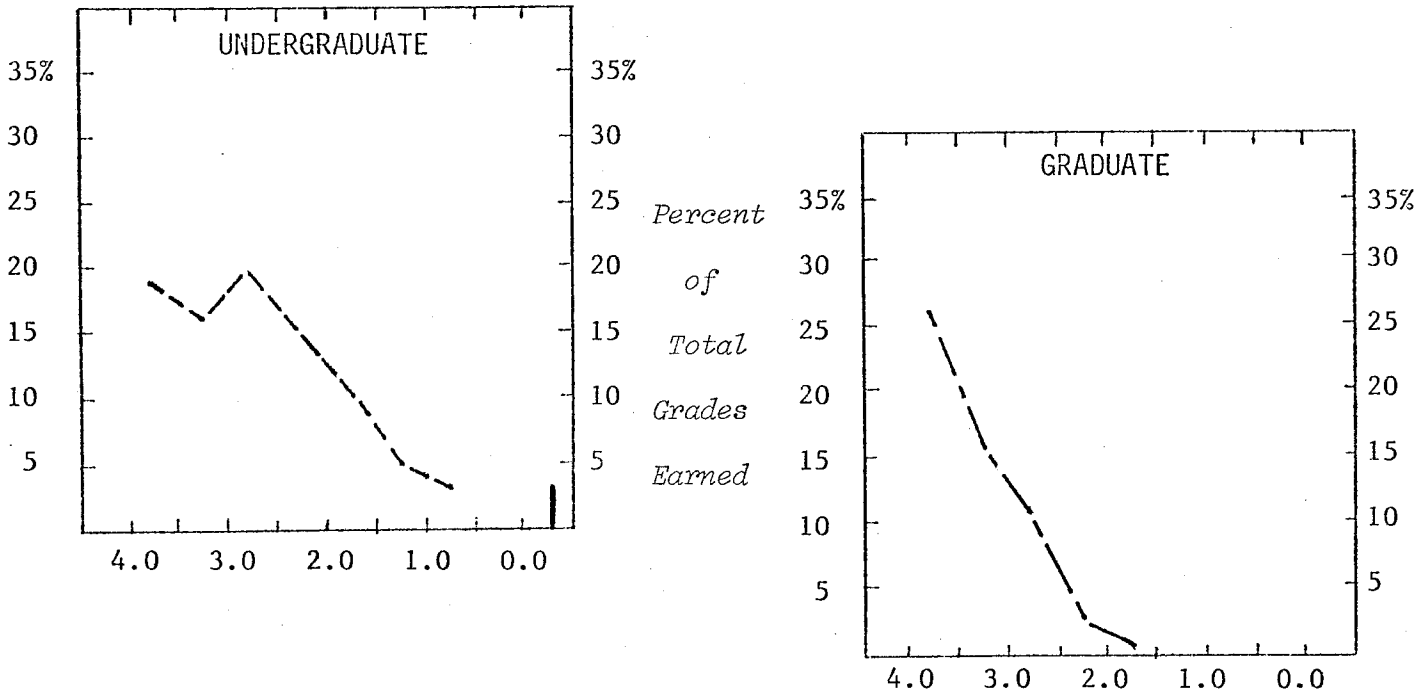
|                       |      |      |      |      |      |      |      |      |      |      |
|-----------------------|------|------|------|------|------|------|------|------|------|------|
| Undergraduate         | 2.49 | 2.64 | 2.77 | 2.83 | 2.80 | 2.81 | 2.83 | 2.83 | 2.80 | 2.80 |
| Master-Doctor         | 3.41 | 3.50 | 3.56 | 3.59 | 3.56 | 3.56 | 3.57 | 3.55 | 3.54 | 3.55 |
| Graduate Professional | 2.77 | 2.93 | 3.05 | 2.94 | 2.87 | 2.94 | 2.99 | 3.12 | 2.95 | 3.02 |
| TOTAL CAMPUS          | 2.58 | 2.72 | 2.84 | 2.91 | 2.87 | 2.88 | 2.90 | 2.90 | 2.87 | 2.87 |

Note: 1) Grade-point averages shown in this report represent primarily the numerical grades earned by Justin Morrill College students in courses taken outside of JMC, as students are not awarded numerical grades in most JMC courses.

MICHIGAN STATE UNIVERSITY  
Office of the Registrar  
*Evaluation & Research*

DISTRIBUTION OF COURSE GRADES  
East Lansing Campus

Winter 1977



|                                   | Total<br>Grades | Numerical Grades |       |       |       |       |      |      |      | Letter<br>Grades <sup>1</sup> |
|-----------------------------------|-----------------|------------------|-------|-------|-------|-------|------|------|------|-------------------------------|
|                                   |                 | 4.0              | 3.5   | 3.0   | 2.5   | 2.0   | 1.5  | 1.0  | 0.0  |                               |
| <u>UNDERGRADUATES<sup>2</sup></u> |                 |                  |       |       |       |       |      |      |      |                               |
| Number of Grades                  | 128906          | 24321            | 22373 | 25890 | 19573 | 14549 | 6065 | 3886 | 4104 | 8145                          |
| Percent of Campus                 | 100             | 19               | 17    | 20    | 15    | 11    | 5    | 3    | 3    | 7                             |
| <u>GRADUATES<sup>3</sup></u>      |                 |                  |       |       |       |       |      |      |      |                               |
| Number of Grades                  | 19685           | 5275             | 3395  | 2431  | 622   | 242   | 55   | 28   | 44   | 7593                          |
| Percent of Campus                 | 100             | 27               | 17    | 12    | 3     | 1     |      |      |      | 40                            |

- Notes: 1) The following grades and symbols are included: CR-NC, P-N, I, DF, and V.  
2) Totals do not include grades earned by students in the Agricultural Technology Program.  
3) Includes master, doctor and graduate professional students.



MICHIGAN STATE UNIVERSITY  
Office of the Registrar  
*Evaluation & Research*

DISTRIBUTION OF COURSE GRADES BY TEACHING COLLEGE<sup>1</sup>  
East Lansing Campus

Winter 1977

|                                    | Total Grades  |            | Percent Distribution of Numerical Grades |           |           |           |           |          |          |          | Percent Letter Grades <sup>2</sup> |
|------------------------------------|---------------|------------|--|-----------|-----------|-----------|-----------|----------|----------|----------|------------------------------------|
|                                    | Number        | Percent    | 4.0                                      | 3.5       | 3.0       | 2.5       | 2.0       | 1.5      | 1.0      | 0.0      |                                    |
| <b>UNDERGRADUATE</b>               |               |            |  |           |           |           |           |          |          |          |                                    |
| Agr. & Nat. Resources <sup>3</sup> | 6879          | 100        | 20                                       | 21        | 23        | 16        | 9         | 3        | 2        | 1        | 5                                  |
| Arts & Letters                     | 15143         | 100        | 26                                       | 20        | 21        | 12        | 7         | 3        | 2        | 3        | 6                                  |
| Lyman Briggs                       | 1342          | 100        | 20                                       | 17        | 21        | 14        | 14        | 4        | 2        | 4        | 4                                  |
| Business                           | 14359         | 100        | 12                                       | 15        | 20        | 20        | 17        | 7        | 4        | 3        | 2                                  |
| Comm. Arts & Sciences              | 5424          | 100        | 16                                       | 21        | 27        | 16        | 10        | 3        | 2        | 2        | 3                                  |
| Education                          | 9848          | 100        | 29                                       | 16        | 12        | 5         | 3         | 1        |          | 1        | 33                                 |
| Engineering                        | 6165          | 100        | 21                                       | 19        | 21        | 15        | 11        | 4        | 4        | 4        | 1                                  |
| Human Ecology                      | 4461          | 100        | 35                                       | 23        | 20        | 9         | 7         | 2        | 1        | 1        | 2                                  |
| Human Medicine                     | 106           | 100        | 25                                       | 25        | 21        | 8         | 4         |          |          |          | 17                                 |
| James Madison                      | 626           | 100        | 11                                       | 17        | 24        | 21        | 11        | 4        | 3        | 1        | 8                                  |
| Justin Morrill                     | 767           | 100        | 11                                       | 11        | 10        | 4         | 2         | 1        |          | 1        | 60                                 |
| Natural Science                    | 23854         | 100        | 19                                       | 15        | 17        | 15        | 13        | 6        | 5        | 7        | 3                                  |
| Osteopathic Medicine               | 2             | 100        |  |           |           |           |           |          |          |          |                                    |
| Social Science                     | 14852         | 100        | 18                                       | 18        | 21        | 17        | 12        | 4        | 2        | 2        | 6                                  |
| Urban Development                  | 568           | 100        | 23                                       | 25        | 20        | 7         | 4         | 2        | 1        | 1        | 17                                 |
| Veterinary Medicine                | 2723          | 100        | 15                                       | 17        | 21        | 18        | 14        | 6        | 4        | 3        | 2                                  |
| University College                 | 20836         | 100        | 12                                       | 16        | 23        | 20        | 15        | 6        | 3        | 2        | 3                                  |
| All University Courses             | 951           | 100        | 16                                       | 15        | 15        | 15        | 12        | 7        | 3        | 1        | 16                                 |
| <i>Average</i>                     | <i>128906</i> | <i>100</i> | <i>19</i>                                | <i>17</i> | <i>20</i> | <i>15</i> | <i>11</i> | <i>5</i> | <i>3</i> | <i>3</i> | <i>7</i>                           |
| <b>GRADUATE<sup>4</sup></b>        |               |            |  |           |           |           |           |          |          |          |                                    |
| Agr. & Nat. Resources              | 1350          | 100        | 26                                       | 21        | 15        | 4         | 1         |          |          |          | 33                                 |
| Arts & Letters                     | 1573          | 100        | 38                                       | 16        | 9         | 2         | 1         |          |          |          | 34                                 |
| Lyman Briggs                       | 2             | 100        |  |           |           |           |           |          |          |          |                                    |
| Business                           | 1891          | 100        | 23                                       | 30        | 23        | 4         | 1         |          |          |          | 19                                 |
| Comm. Arts & Sciences              | 634           | 100        | 41                                       | 23        | 14        | 3         |           |          |          |          | 19                                 |
| Education                          | 3920          | 100        | 38                                       | 19        | 11        | 1         |           |          |          |          | 31                                 |
| Engineering                        | 717           | 100        | 32                                       | 23        | 18        | 3         | 2         |          | 1        | 1        | 20                                 |
| Human Ecology                      | 373           | 100        | 47                                       | 18        | 9         | 2         | 1         |          |          | 1        | 22                                 |
| Human Medicine                     | 983           | 100        | 3  |           |           |           |           |          |          |          | 97                                 |
| James Madison                      | 1             | 100        |  |           |           |           |           |          |          |          |                                    |
| Justin Morrill                     | 1             | 100        |  |           |           |           |           |          |          |          |                                    |
| Natural Science                    | 2245          | 100        | 28                                       | 15        | 16        | 5         | 2         | 1        |          |          | 33                                 |
| Osteopathic Medicine               | 1317          | 100        |  |           |           |           |           |          |          |          | 100                                |
| Social Science                     | 2179          | 100        | 37                                       | 20        | 9         | 1         | 1         |          |          |          | 32                                 |
| Urban Development                  | 20            | 100        | 45                                       | 35        |           | 10        |           | 5        |          |          | 5                                  |
| Veterinary Medicine                | 2464          | 100        | 10                                       | 15        | 17        | 10        | 4         | 1        |          |          | 43                                 |
| University College                 | 7             | 100        |  |           |           |           |           |          |          |          |                                    |
| All University Courses             | 8             | 100        |  |           |           |           |           |          |          |          |                                    |
| <i>Average</i>                     | <i>19685</i>  | <i>100</i> | <i>27</i>                                | <i>17</i> | <i>12</i> | <i>3</i>  | <i>1</i>  |          |          |          | <i>40</i>                          |

- Notes: 1) The college teaching the student's course.  
 2) The following grades and symbols are included: CR-NC, P-N, I, DF, and V.  
 3) College totals do not include grades earned by students in the Agricultural Technology Program.  
 4) Includes master, doctor and graduate professional students.

MICHIGAN STATE UNIVERSITY  
Office of the Registrar  
*Evaluation & Research*

DISTRIBUTION OF COURSE GRADES BY STUDENT'S COLLEGE<sup>1</sup>  
East Lansing Campus

Winter 1977

|                                    | Total Grades  |            | Percent Distribution of Numerical Grades |           |           |           |           |          |          |          | Percent Letter Grades <sup>2</sup> |
|------------------------------------|---------------|------------|--|-----------|-----------|-----------|-----------|----------|----------|----------|------------------------------------|
|                                    | Number        | Percent    | 4.0                                      | 3.5       | 3.0       | 2.5       | 2.0       | 1.5      | 1.0      | 0.0      |                                    |
| <b>UNDERGRADUATE</b>               |               |            |  |           |           |           |           |          |          |          |                                    |
| Agr. & Nat. Resources <sup>3</sup> | 13117         | 100        | 17                                       | 18        | 21        | 17        | 12        | 5        | 3        | 3        | 4                                  |
| Arts & Letters                     | 10118         | 100        | 26                                       | 18        | 18        | 11        | 8         | 3        | 2        | 3        | 11                                 |
| Lyman Briggs                       | 3316          | 100        | 25                                       | 17        | 19        | 13        | 10        | 4        | 3        | 4        | 5                                  |
| Business                           | 17036         | 100        | 15                                       | 17        | 22        | 19        | 14        | 6        | 3        | 3        | 1                                  |
| Comm. Arts & Sciences              | 8291          | 100        | 17                                       | 17        | 22        | 17        | 11        | 5        | 3        | 3        | 5                                  |
| Education                          | 9278          | 100        | 17                                       | 17        | 17        | 10        | 8         | 3        | 2        | 2        | 24                                 |
| Engineering                        | 10317         | 100        | 19                                       | 17        | 19        | 16        | 13        | 6        | 4        | 4        | 2                                  |
| Human Ecology                      | 7583          | 100        | 23                                       | 19        | 20        | 13        | 10        | 4        | 2        | 2        | 7                                  |
| Human Medicine                     | 2925          | 100        | 19                                       | 16        | 22        | 16        | 13        | 6        | 4        | 3        | 1                                  |
| James Madison                      | 1589          | 100        | 18                                       | 18        | 21        | 16        | 11        | 4        | 3        | 3        | 6                                  |
| Justin Morrill                     | 1617          | 100        | 18                                       | 15        | 14        | 9         | 6         | 2        | 1        | 3        | 32                                 |
| Natural Science                    | 14580         | 100        | 22                                       | 19        | 19        | 14        | 10        | 5        | 3        | 4        | 4                                  |
| Social Science                     | 15339         | 100        | 18                                       | 17        | 21        | 16        | 12        | 4        | 3        | 3        | 6                                  |
| Urban Development                  | 439           | 100        | 13                                       | 17        | 19        | 9         | 11        | 4        | 3        | 7        | 17                                 |
| Veterinary Medicine                | 3311          | 100        | 24                                       | 18        | 19        | 15        | 11        | 4        | 3        | 3        | 3                                  |
| No Preference                      | 9830          | 100        | 14                                       | 16        | 21        | 18        | 14        | 6        | 3        | 4        | 4                                  |
| Unclassified                       | 220           | 100        | 36                                       | 22        | 17        | 10        | 4         | 2        | 2        |          | 7                                  |
| <i>Average</i>                     | <i>128906</i> | <i>100</i> | <i>19</i>                                | <i>17</i> | <i>20</i> | <i>15</i> | <i>11</i> | <i>5</i> | <i>3</i> | <i>3</i> | <i>7</i>                           |
| <b>GRADUATE<sup>4</sup></b>        |               |            |  |           |           |           |           |          |          |          |                                    |
| Agr. & Nat. Resources              | 2037          | 100        | 26                                       | 19        | 17        | 4         | 2         |          |          |          | 32                                 |
| Arts & Letters                     | 1355          | 100        | 43                                       | 18        | 10        | 2         |           |          |          |          | 27                                 |
| Business                           | 1671          | 100        | 24                                       | 30        | 21        | 3         | 1         |          |          |          | 21                                 |
| Comm. Arts & Sciences              | 641           | 100        | 42                                       | 22        | 13        | 2         |           |          |          |          | 21                                 |
| Education                          | 4131          | 100        | 36                                       | 20        | 12        | 2         | 1         |          |          |          | 29                                 |
| Engineering                        | 698           | 100        | 34                                       | 22        | 17        | 3         | 2         |          | 1        | 1        | 20                                 |
| Human Ecology                      | 493           | 100        | 45                                       | 19        | 11        | 3         |           |          |          | 1        | 21                                 |
| Human Medicine                     | 1705          | 100        | 3  | 2         | 2         | 1         |           |          |          |          | 92                                 |
| Natural Science                    | 1834          | 100        | 30                                       | 15        | 13        | 3         | 2         |          |          |          | 37                                 |
| Osteopathic Medicine               | 1713          | 100        |  |           |           |           |           |          |          |          | 100                                |
| Social Science                     | 2063          | 100        | 36                                       | 20        | 8         | 1         | 1         |          |          |          | 34                                 |
| Veterinary Medicine                | 1329          | 100        | 15                                       | 24        | 30        | 18        | 7         | 2        | 1        |          | 3                                  |
| Unclassified                       | 15            | 100        | 34                                       | 33        | 33        |           |           |          |          |          |                                    |
| <i>Average</i>                     | <i>19685</i>  | <i>100</i> | <i>27</i>                                | <i>17</i> | <i>12</i> | <i>3</i>  | <i>1</i>  |          |          |          | <i>40</i>                          |

- Note: 1) The college administering the student's major program.  
 2) The following grades and symbols are included: CR-NC, P-N, I, DF, and V.  
 3) College totals do not include grades earned by students in the Agricultural Technology Program.  
 4) Includes master, doctor and graduate professional students.

MICHIGAN STATE UNIVERSITY  
Office of the Registrar  
*Evaluation & Research*

RANKING OF CUMULATIVE GRADE-POINT AVERAGES  
COLLEGE OF AGRICULTURE AND NATURAL RESOURCES<sup>1</sup>  
East Lansing Campus

| Decile                          | Percentile | Quartile | TOTAL STUDENTS |       |      |      |       |          |      |      |       |
|---------------------------------|------------|----------|----------------|-------|------|------|-------|----------|------|------|-------|
|                                 |            |          | Undergraduate  |       |      |      |       | Graduate |      |      |       |
|                                 |            |          | Frsh.          | Soph. | Jr.  | Sr.  | Spec. | Total    | Mas. | Dr.  | Total |
| 10                              | 95         | 4        | 3.66           | 3.57  | 3.70 | 3.60 |       | 3.63     | 3.93 | 3.90 | 3.92  |
|                                 | 90         |          | 3.48           | 3.39  | 3.47 | 3.44 |       | 3.43     | 3.86 | 3.83 | 3.85  |
| 9                               | 80         | 3        | 3.18           | 3.12  | 3.21 | 3.23 |       | 3.20     | 3.76 | 3.73 | 3.74  |
| 8                               | 75         |          | 3.05           | 3.03  | 3.10 | 3.16 |       | 3.11     | 3.68 | 3.70 | 3.69  |
|                                 | 70         | 3        | 2.95           | 2.94  | 3.02 | 3.09 |       | 3.04     | 3.64 | 3.65 | 3.65  |
| 7                               | 60         |          | 2.81           | 2.80  | 2.85 | 2.95 |       | 2.87     | 3.55 | 3.56 | 3.56  |
| 6                               | 50         | 2        | 2.64           | 2.66  | 2.68 | 2.82 |       | 2.73     | 3.46 | 3.49 | 3.47  |
| 5                               | 40         |          | 2.43           | 2.50  | 2.53 | 2.67 |       | 2.57     | 3.36 | 3.42 | 3.39  |
| 4                               | 30         | 1        | 2.29           | 2.34  | 2.38 | 2.54 |       | 2.41     | 3.26 | 3.34 | 3.31  |
| 3                               | 25         |          | 2.19           | 2.27  | 2.32 | 2.45 |       | 2.34     | 3.20 | 3.29 | 3.25  |
|                                 | 20         | 1        | 2.07           | 2.19  | 2.22 | 2.35 |       | 2.26     | 3.13 | 3.23 | 3.18  |
| 2                               | 10         |          | 1.65           | 2.02  | 2.04 | 2.19 |       | 2.06     | 2.91 | 3.10 | 3.00  |
| 1                               | 0          |          | 0.00           | 0.00  | 0.00 | 0.00 | 0.00  | 0.00     | 0.00 | 0.00 | 0.00  |
| Total Number of Students Ranked |            |          | 377            | 590   | 1104 | 1175 | 39    | 3285     | 477  | 364  | 841   |

Note: 1) Ranking does not include grades earned by students in the Agricultural Technology Program.

MICHIGAN STATE UNIVERSITY  
Office of the Registrar  
*Evaluation & Research*

RANKING OF CUMULATIVE GRADE-POINT AVERAGES  
COLLEGE OF ARTS AND LETTERS<sup>1</sup>  
East Lansing Campus

Winter 1977

| Decile                          | Percentile | Quartile | TOTAL STUDENTS |       |      |      |       |       | Graduate |      |       |
|---------------------------------|------------|----------|----------------|-------|------|------|-------|-------|----------|------|-------|
|                                 |            |          | Undergraduate  |       |      |      |       | Total | Mas.     | Dr.  | Total |
|                                 |            |          | Frsh.          | Soph. | Jr.  | Sr.  | Spec. |       |          |      |       |
| 10                              | 95         | 4        | 3.82           | 3.79  | 3.74 | 3.76 | 3.78  | 4.00  | 4.00     | 4.00 |       |
|                                 | 90         |          | 3.67           | 3.64  | 3.60 | 3.64 | 3.64  | 3.95  | 4.00     | 4.00 |       |
| 9                               | 80         | 3        | 3.46           | 3.41  | 3.40 | 3.49 | 3.45  | 3.88  | 3.95     | 3.91 |       |
| 8                               | 75         |          | 3.35           | 3.33  | 3.30 | 3.40 | 3.36  | 3.84  | 3.92     | 3.89 |       |
|                                 | 70         | 3        | 3.23           | 3.26  | 3.22 | 3.34 | 3.28  | 3.80  | 3.91     | 3.86 |       |
| 7                               | 60         |          | 3.04           | 3.12  | 3.08 | 3.20 | 3.14  | 3.76  | 3.87     | 3.80 |       |
| 6                               | 50         | 2        | 2.88           | 2.95  | 2.95 | 3.08 | 2.99  | 3.70  | 3.82     | 3.76 |       |
| 5                               | 40         |          | 2.75           | 2.77  | 2.79 | 2.94 | 2.84  | 3.63  | 3.78     | 3.70 |       |
| 4                               | 30         | 1        | 2.56           | 2.60  | 2.62 | 2.81 | 2.69  | 3.53  | 3.73     | 3.61 |       |
| 3                               | 25         |          | 2.41           | 2.48  | 2.53 | 2.73 | 2.59  | 3.49  | 3.70     | 3.55 |       |
|                                 | 20         | 1        | 2.31           | 2.41  | 2.47 | 2.64 | 2.50  | 3.43  | 3.65     | 3.51 |       |
| 2                               | 10         |          | 1.93           | 2.20  | 2.26 | 2.43 | 2.28  | 3.27  | 3.51     | 3.37 |       |
| 1                               | 0          |          | 0.00           | 0.00  | 0.00 | 0.00 | 0.00  | 0.00  | 0.00     | 0.00 |       |
| Total Number of Students Ranked |            |          | 371            | 472   | 685  | 880  | 31    | 2439  | 363      | 216  | 579   |

Note: 1) Ranking does not include grades earned by students in the English Language Center Program.

MICHIGAN STATE UNIVERSITY  
Office of the Registrar  
*Evaluation & Research*

RANKING OF CUMULATIVE GRADE-POINT AVERAGES  
LYMAN BRIGGS COLLEGE  
East Lansing Campus

| Decile                          | Percentile | Quartile | Winter 1977    |       |      |      |       |       |
|---------------------------------|------------|----------|----------------|-------|------|------|-------|-------|
|                                 |            |          | TOTAL STUDENTS |       |      |      |       |       |
|                                 |            |          | Undergraduate  |       |      |      |       |       |
|                                 |            |          | Frsh.          | Soph. | Jr.  | Sr.  | Spec. | Total |
| 10                              | 95         | 4        | 3.76           | 3.78  | 3.82 | 3.88 |       | 3.80  |
|                                 | 90         |          | 3.63           | 3.67  | 3.72 | 3.79 |       | 3.68  |
| 9                               | 80         | 3        | 3.35           | 3.51  | 3.46 | 3.61 |       | 3.46  |
| 8                               | 75         |          | 3.25           | 3.43  | 3.38 | 3.48 |       | 3.36  |
|                                 | 70         | 3        | 3.17           | 3.26  | 3.29 | 3.38 |       | 3.25  |
| 7                               | 60         |          | 2.98           | 3.08  | 3.18 | 3.25 |       | 3.12  |
| 6                               | 50         | 2        | 2.78           | 2.86  | 3.08 | 3.10 |       | 2.93  |
| 5                               | 40         |          | 2.53           | 2.70  | 2.88 | 2.87 |       | 2.72  |
| 4                               | 30         | 1        | 2.30           | 2.54  | 2.63 | 2.74 |       | 2.53  |
| 3                               | 25         |          | 2.23           | 2.47  | 2.53 | 2.67 |       | 2.42  |
|                                 | 20         | 1        | 2.08           | 2.38  | 2.43 | 2.55 |       | 2.30  |
| 2                               | 10         |          | 1.73           | 2.14  | 2.20 | 2.21 |       | 2.03  |
| 1                               | 0          |          | 0.00           | 0.00  | 0.00 | 0.00 | 0.00  | 0.00  |
| Total Number of Students Ranked |            |          | 289            | 203   | 180  | 136  | 3     | 811   |

MICHIGAN STATE UNIVERSITY  
Office of the Registrar  
*Evaluation & Research*

RANKING OF CUMULATIVE GRADE-POINT AVERAGES  
COLLEGE OF BUSINESS  
East Lansing Campus

Winter 1977

| Decile                          | Percentile | Quartile | TOTAL STUDENTS |       |       |      |      |       | Graduate |      |       |
|---------------------------------|------------|----------|----------------|-------|-------|------|------|-------|----------|------|-------|
|                                 |            |          | Undergraduate  |       |       |      |      | Total | Mas.     | Dr.  | Total |
| Frsh.                           | Soph.      | Jr.      | Sr.            | Spec. | Total |      |      |       |          |      |       |
| 10                              | 95         | 4        | 3.66           | 3.59  | 3.61  | 3.64 | 3.64 | 3.88  | 3.92     | 3.88 |       |
|                                 | 90         |          | 3.47           | 3.42  | 3.47  | 3.45 | 3.45 | 3.81  | 3.84     | 3.82 |       |
| 9                               | 80         |          | 3.19           | 3.19  | 3.25  | 3.24 | 3.22 | 3.67  | 3.74     | 3.69 |       |
| 8                               | 75         |          | 3.06           | 3.08  | 3.15  | 3.14 | 3.12 | 3.63  | 3.69     | 3.65 |       |
|                                 | 70         | 2.95     | 2.98           | 3.06  | 3.07  | 3.03 | 3.58 | 3.68  | 3.61     |      |       |
| 7                               | 60         | 3        | 2.79           | 2.80  | 2.91  | 2.93 | 2.87 | 3.50  | 3.63     | 3.51 |       |
| 6                               | 50         |          | 2.66           | 2.64  | 2.78  | 2.79 | 2.73 | 3.42  | 3.55     | 3.46 |       |
| 5                               | 40         | 2        | 2.46           | 2.51  | 2.64  | 2.69 | 2.60 | 3.36  | 3.49     | 3.38 |       |
| 4                               | 30         |          | 2.28           | 2.36  | 2.50  | 2.56 | 2.45 | 3.25  | 3.43     | 3.29 |       |
| 3                               | 25         |          | 2.19           | 2.28  | 2.42  | 2.50 | 2.37 | 3.20  | 3.40     | 3.23 |       |
|                                 | 20         | 2.07     | 2.22           | 2.34  | 2.42  | 2.28 | 3.15 | 3.37  | 3.18     |      |       |
| 2                               | 10         | 1        | 1.77           | 2.02  | 2.11  | 2.25 | 2.07 | 3.03  | 3.23     | 3.06 |       |
| 1                               | 0          |          | 0.00           | 0.00  | 0.00  | 0.00 | 0.00 | 0.00  | 0.00     | 0.00 |       |
| Total Number of Students Ranked |            |          | 904            | 1047  | 1267  | 1395 | 25   | 4638  | 604      | 135  | 739   |

MICHIGAN STATE UNIVERSITY  
Office of the Registrar  
*Evaluation & Research*

RANKING OF CUMULATIVE GRADE-POINT AVERAGES  
COLLEGE OF COMMUNICATION ARTS AND SCIENCES  
East Lansing Campus

Winter 1977

| Decile                          | Percentile | Quartile | TOTAL STUDENTS |       |      |      |       |       | Graduate |      |       |
|---------------------------------|------------|----------|----------------|-------|------|------|-------|-------|----------|------|-------|
|                                 |            |          | Undergraduate  |       |      |      |       | Total | Mas.     | Dr.  | Total |
|                                 |            |          | Frsh.          | Soph. | Jr.  | Sr.  | Spec. | Total |          |      |       |
| 10                              | 95         | 4        | 3.64           | 3.60  | 3.64 | 3.61 |       | 3.63  | 4.00     | 4.00 | 4.00  |
|                                 | 90         |          | 3.52           | 3.49  | 3.41 | 3.45 |       | 3.45  | 3.95     |      | 3.94  |
| 9                               | 80         |          | 3.22           | 3.17  | 3.16 | 3.24 |       | 3.20  | 3.84     |      | 3.86  |
| 8                               | 75         |          | 3.13           | 3.04  | 3.07 | 3.16 |       | 3.11  | 3.82     | 3.88 | 3.84  |
|                                 | 70         | 3        | 3.07           | 2.91  | 3.00 | 3.07 |       | 3.03  | 3.78     |      | 3.82  |
| 7                               | 60         |          | 2.93           | 2.76  | 2.88 | 2.93 |       | 2.89  | 3.72     |      | 3.75  |
| 6                               | 50         |          | 2.78           | 2.66  | 2.72 | 2.79 |       | 2.74  | 3.64     | 3.80 | 3.68  |
|                                 |            |          |                |       |      |      |       |       |          |      |       |
| 5                               | 40         | 2        | 2.60           | 2.51  | 2.57 | 2.68 |       | 2.61  | 3.57     |      | 3.60  |
| 4                               | 30         |          | 2.41           | 2.35  | 2.43 | 2.54 |       | 2.45  | 3.48     |      | 3.51  |
| 3                               | 25         |          | 2.31           | 2.27  | 2.35 | 2.47 |       | 2.38  | 3.40     | 3.68 | 3.47  |
|                                 | 20         | 1        | 2.17           | 2.17  | 2.27 | 2.43 |       | 2.28  | 3.31     |      | 3.39  |
| 2                               | 10         |          | 1.92           | 1.99  | 2.70 | 2.22 |       | 2.09  | 3.14     |      | 3.18  |
| 1                               | 0          |          | 0.00           | 0.00  | 0.00 | 0.00 | 0.00  | 0.00  | 0.00     | 0.00 | 0.00  |
| Total Number of Students Ranked |            |          | 318            | 455   | 724  | 665  | 13    | 2175  | 219      | 49   | 268   |

MICHIGAN STATE UNIVERSITY  
Office of the Registrar  
*Evaluation & Research*

RANKING OF CUMULATIVE GRADE-POINT AVERAGES  
COLLEGE OF EDUCATION  
East Lansing Campus

| Decile                          | Percentile | Quartile | Winter 1977    |       |       |      |      |      |          |      |       |
|---------------------------------|------------|----------|----------------|-------|-------|------|------|------|----------|------|-------|
|                                 |            |          | TOTAL STUDENTS |       |       |      |      |      | Graduate |      |       |
|                                 |            |          | Undergraduate  |       |       |      |      |      | Mas.     | Dr.  | Total |
| Frsh.                           | Soph.      | Jr.      | Sr.            | Spec. | Total |      |      |      |          |      |       |
| 10                              | 95         | 4        | 3.66           | 3.57  | 3.69  | 3.72 | 3.89 | 3.71 | 4.00     | 4.00 | 4.00  |
|                                 | 90         |          | 3.44           | 3.42  | 3.47  | 3.57 | 3.76 | 3.54 | 3.93     | 3.96 | 3.95  |
| 9                               | 80         | 3        | 3.17           | 3.16  | 3.25  | 3.36 | 3.50 | 3.29 | 3.84     | 3.88 | 3.87  |
|                                 | 75         |          | 3.02           | 3.07  | 3.16  | 3.26 | 3.49 | 3.21 | 3.80     | 3.85 | 3.83  |
| 8                               | 70         | 3        | 2.93           | 3.01  | 3.08  | 3.19 | 3.37 | 3.12 | 3.77     | 3.82 | 3.79  |
|                                 | 60         |          | 2.75           | 2.86  | 2.95  | 3.07 | 3.13 | 2.97 | 3.70     | 3.77 | 3.73  |
| 7                               | 60         | 3        | 2.75           | 2.86  | 2.95  | 3.07 | 3.13 | 2.97 | 3.70     | 3.77 | 3.73  |
|                                 | 50         |          | 2.63           | 2.72  | 2.80  | 2.90 | 2.92 | 2.81 | 3.62     | 3.71 | 3.67  |
| 6                               | 50         | 2        | 2.50           | 2.60  | 2.66  | 2.77 | 2.78 | 2.68 | 3.52     | 3.67 | 3.60  |
|                                 | 40         |          | 2.30           | 2.39  | 2.51  | 2.64 | 2.64 | 2.53 | 3.44     | 3.60 | 3.51  |
| 5                               | 40         | 2        | 2.20           | 2.30  | 2.42  | 2.58 | 2.56 | 2.46 | 3.39     | 3.56 | 3.48  |
|                                 | 30         |          | 2.11           | 2.22  | 2.34  | 2.49 | 2.49 | 2.36 | 3.34     | 3.53 | 3.41  |
| 4                               | 30         | 1        | 1.75           | 2.02  | 2.11  | 2.30 | 2.33 | 2.14 | 3.09     | 3.40 | 3.22  |
|                                 | 25         |          | 0.00           | 0.00  | 0.00  | 0.00 | 0.00 | 0.00 | 0.00     | 0.00 | 0.00  |
| 3                               | 25         | 1        | 2.11           | 2.22  | 2.34  | 2.49 | 2.49 | 2.36 | 3.34     | 3.53 | 3.41  |
|                                 | 20         |          | 1.75           | 2.02  | 2.11  | 2.30 | 2.33 | 2.14 | 3.09     | 3.40 | 3.22  |
| 2                               | 20         | 1        | 1.75           | 2.02  | 2.11  | 2.30 | 2.33 | 2.14 | 3.09     | 3.40 | 3.22  |
|                                 | 10         |          | 0.00           | 0.00  | 0.00  | 0.00 | 0.00 | 0.00 | 0.00     | 0.00 | 0.00  |
| 1                               | 10         | 1        | 0.00           | 0.00  | 0.00  | 0.00 | 0.00 | 0.00 | 0.00     | 0.00 | 0.00  |
|                                 | 0          |          | 0.00           | 0.00  | 0.00  | 0.00 | 0.00 | 0.00 | 0.00     | 0.00 | 0.00  |
| Total Number of Students Ranked |            |          | 284            | 475   | 730   | 854  | 281  | 2624 | 1271     | 876  | 2147  |



MICHIGAN STATE UNIVERSITY  
Office of the Registrar  
*Evaluation & Research*

RANKING OF CUMULATIVE GRADE-POINT AVERAGES  
COLLEGE OF ENGINEERING  
East Lansing Campus

Winter 1977

| Decile                          | Percentile | Quartile | TOTAL STUDENTS |       |       |      |      |       | Graduate |      |       |
|---------------------------------|------------|----------|----------------|-------|-------|------|------|-------|----------|------|-------|
|                                 |            |          | Undergraduate  |       |       |      |      | Total | Mas.     | Dr.  | Total |
| Frsh.                           | Soph.      | Jr.      | Sr.            | Spec. | Total |      |      |       |          |      |       |
| 10                              | 95         | 4        | 3.69           | 3.67  | 3.72  | 3.69 | 3.69 | 3.93  | 3.95     | 3.93 |       |
|                                 | 90         |          | 3.55           | 3.51  | 3.56  | 3.52 | 3.53 | 3.86  | 3.88     | 3.87 |       |
| 9                               | 80         | 3        | 3.23           | 3.23  | 3.29  | 3.28 | 3.27 | 3.75  | 3.81     | 3.76 |       |
| 8                               | 75         |          | 3.11           | 3.12  | 3.19  | 3.18 | 3.16 | 3.67  | 3.78     | 3.72 |       |
|                                 | 70         | 3        | 3.00           | 2.99  | 3.10  | 3.10 | 3.05 | 3.63  | 3.73     | 3.67 |       |
| 7                               | 60         |          | 2.83           | 2.78  | 2.93  | 2.97 | 2.89 | 3.52  | 3.70     | 3.59 |       |
| 6                               | 50         | 2        | 2.67           | 2.62  | 2.82  | 2.84 | 2.75 | 3.43  | 3.65     | 3.51 |       |
| 5                               | 40         |          | 2.46           | 2.49  | 2.65  | 2.71 | 2.60 | 3.33  | 3.59     | 3.42 |       |
| 4                               | 30         | 1        | 2.27           | 2.35  | 2.51  | 2.59 | 2.44 | 3.23  | 3.51     | 3.30 |       |
| 3                               | 25         |          | 2.19           | 2.26  | 2.41  | 2.51 | 2.35 | 3.18  | 3.48     | 3.24 |       |
|                                 | 20         | 1        | 2.09           | 2.19  | 2.33  | 2.42 | 2.26 | 3.10  | 3.46     | 3.19 |       |
| 2                               | 10         |          | 1.71           | 2.04  | 2.08  | 2.22 | 2.06 | 2.95  | 3.35     | 3.01 |       |
| 1                               | 0          |          | 0.00           | 0.00  | 0.00  | 0.00 | 0.00 | 0.00  | 0.00     | 0.00 |       |
| Total Number of Students Ranked |            |          | 547            | 633   | 655   | 684  | 16   | 2535  | 214      | 77   | 291   |

MICHIGAN STATE UNIVERSITY  
Office of the Registrar  
*Evaluation & Research*

RANKING OF CUMULATIVE GRADE-POINT AVERAGES  
COLLEGE OF HUMAN ECOLOGY  
East Lansing Campus

Winter 1977

| Decile                          | Percentile | Quartile | TOTAL STUDENTS |       |      |      |       |       | Graduate |      |       |
|---------------------------------|------------|----------|----------------|-------|------|------|-------|-------|----------|------|-------|
|                                 |            |          | Undergraduate  |       |      |      |       | Total | Mas.     | Dr.  | Total |
|                                 |            |          | Frsh.          | Soph. | Jr.  | Sr.  | Spec. |       |          |      |       |
| 10                              | 95         | 4        | 3.68           | 3.56  | 3.73 | 3.70 |       | 3.68  | 4.00     | 4.00 | 4.00  |
|                                 | 90         |          | 3.52           | 3.40  | 3.50 | 3.56 |       | 3.52  | 4.00     | 4.00 | 4.00  |
| 9                               | 80         | 3        | 3.34           | 3.23  | 3.25 | 3.34 |       | 3.29  | 3.91     | 3.97 | 3.92  |
| 8                               | 75         |          | 3.24           | 3.12  | 3.18 | 3.26 |       | 3.21  | 3.86     | 3.91 | 3.87  |
|                                 | 70         | 3        | 3.19           | 3.04  | 3.10 | 3.20 |       | 3.14  | 3.83     | 3.84 | 3.83  |
| 7                               | 60         |          | 3.08           | 2.85  | 2.95 | 3.06 |       | 3.00  | 3.77     | 3.81 | 3.78  |
| 6                               | 50         |          | 2.95           | 2.72  | 2.83 | 2.92 |       | 2.86  | 3.72     | 3.76 | 3.74  |
| 5                               | 40         | 2        | 2.82           | 2.52  | 2.69 | 2.80 |       | 2.72  | 3.60     | 3.71 | 3.66  |
| 4                               | 30         |          | 2.60           | 2.37  | 2.54 | 2.67 |       | 2.58  | 3.52     | 3.68 | 3.56  |
|                                 | 25         | 1        | 2.51           | 2.29  | 2.45 | 2.63 |       | 2.48  | 3.48     | 3.61 | 3.52  |
| 3                               | 20         |          | 2.40           | 2.23  | 2.34 | 2.56 |       | 2.39  | 3.40     | 3.54 | 3.42  |
| 2                               | 10         |          | 2.11           | 2.02  | 2.13 | 2.35 |       | 2.16  | 3.19     | 3.35 | 3.22  |
| 1                               | 0          |          | 0.00           | 0.00  | 0.00 | 0.00 | 0.00  | 0.00  | 0.00     | 0.00 | 0.00  |
| Total Number of Students Ranked |            |          | 227            | 393   | 647  | 641  | 17    | 1925  | 185      | 56   | 241   |

MICHIGAN STATE UNIVERSITY  
Office of the Registrar  
*Evaluation & Research*

RANKING OF CUMULATIVE GRADE-POINT AVERAGES  
COLLEGE OF HUMAN MEDICINE  
East Lansing Campus

Winter 1977

| Decile                          | Percentile | Quartile | TOTAL STUDENTS |       |      |      |       |       | Graduate |      |       |
|---------------------------------|------------|----------|----------------|-------|------|------|-------|-------|----------|------|-------|
|                                 |            |          | Undergraduate  |       |      |      |       | Total | Mas.     | Dr.  | Total |
|                                 |            |          | Frsh.          | Soph. | Jr.  | Sr.  | Spec. | Total |          |      |       |
| 10                              | 95         | 4        | 3.67           | 3.48  | 3.54 | 3.70 |       | 3.62  | 3.90     | 3.86 | 3.90  |
|                                 | 90         |          | 3.55           | 3.39  | 3.46 | 3.53 |       | 3.47  | 3.85     |      | 3.81  |
| 9                               | 80         | 3        | 3.29           | 3.17  | 3.26 | 3.35 |       | 3.27  | 3.75     |      | 3.69  |
| 8                               | 75         |          | 3.21           | 3.11  | 3.12 | 3.27 |       | 3.18  | 3.71     | 3.61 | 3.63  |
|                                 | 70         | 3        | 3.05           | 3.01  | 3.07 | 3.20 |       | 3.09  | 3.63     |      | 3.60  |
| 7                               | 60         |          | 2.84           | 2.92  | 2.93 | 3.05 |       | 2.94  | 3.51     |      | 3.50  |
| 6                               | 50         | 2        | 2.60           | 2.80  | 2.82 | 2.88 |       | 2.80  | 3.46     | 3.44 | 3.44  |
| 5                               | 40         |          | 2.40           | 2.66  | 2.68 | 2.73 |       | 2.66  | 3.28     |      | 3.33  |
| 4                               | 30         | 1        | 2.23           | 2.52  | 2.50 | 2.58 |       | 2.50  | 3.21     |      | 3.27  |
| 3                               | 25         |          | 2.14           | 2.43  | 2.45 | 2.53 |       | 2.41  | 3.15     | 3.29 | 3.23  |
|                                 | 20         | 1        | 1.98           | 2.23  | 2.30 | 2.43 |       | 2.30  | 3.02     |      | 3.17  |
| 2                               | 10         |          | 1.69           | 1.95  | 2.09 | 2.19 |       | 2.02  | 2.81     |      | 3.00  |
| 1                               | 0          |          | 0.00           | 0.00  | 0.00 | 0.00 | 0.00  | 0.00  | 0.00     | 0.00 | 0.00  |
| Total Number of Students Ranked |            |          | 131            | 141   | 194  | 231  | 10    | 707   | 66       | 44   | 110   |

MICHIGAN STATE UNIVERSITY  
Office of the Registrar  
*Evaluation & Research*

RANKING OF CUMULATIVE GRADE-POINT AVERAGES  
JAMES MADISON COLLEGE  
East Lansing Campus

| Decile                          | Percentile | Quartile | Winter 1977    |       |      |      |       |       |
|---------------------------------|------------|----------|----------------|-------|------|------|-------|-------|
|                                 |            |          | TOTAL STUDENTS |       |      |      |       |       |
|                                 |            |          | Undergraduate  |       |      |      |       |       |
|                                 |            |          | Frsh.          | Soph. | Jr.  | Sr.  | Spec. | Total |
| 10                              | 95         | 4        | 3.76           | 3.83  | 3.70 | 3.90 |       | 3.79  |
|                                 | 90         |          | 3.47           | 3.71  | 3.55 | 3.85 |       | 3.64  |
| 9                               | 80         |          | 3.10           | 3.59  | 3.39 | 3.41 |       | 3.38  |
|                                 | 75         |          | 3.02           | 3.40  | 3.31 | 3.30 |       | 3.29  |
| 8                               | 70         | 3        | 2.93           | 3.33  | 3.25 | 3.19 |       | 3.19  |
|                                 | 60         |          | 2.69           | 3.18  | 3.17 | 3.11 |       | 3.04  |
| 7                               | 50         |          | 2.57           | 3.02  | 3.02 | 3.03 |       | 2.89  |
| 6                               |            |          |                |       |      |      |       |       |
| 5                               | 40         | 2        | 2.43           | 2.91  | 2.83 | 2.86 |       | 2.69  |
|                                 | 30         |          | 2.26           | 2.77  | 2.66 | 2.67 |       | 2.51  |
| 4                               | 25         |          | 2.19           | 2.53  | 2.57 | 2.60 |       | 2.41  |
|                                 | 20         |          | 2.07           | 2.36  | 2.45 | 2.48 |       | 2.32  |
| 3                               | 10         | 1        | 1.88           | 2.07  | 2.23 | 2.31 |       | 2.05  |
| 2                               |            |          | 0.00           | 0.00  | 0.00 | 0.00 | 0.00  | 0.00  |
| 1                               | 0          |          |                |       |      |      |       |       |
| Total Number of Students Ranked |            |          | 143            | 102   | 119  | 66   | 3     | 433   |

MICHIGAN STATE UNIVERSITY  
Office of the Registrar  
*Evaluation & Research*

RANKING OF CUMULATIVE GRADE-POINT AVERAGES  
JUSTIN MORRILL COLLEGE  
East Lansing Campus

| Decile                          | Percentile | Quartile | Winter 1977    |       |      |      |       |       |
|---------------------------------|------------|----------|----------------|-------|------|------|-------|-------|
|                                 |            |          | TOTAL STUDENTS |       |      |      |       |       |
|                                 |            |          | Undergraduate  |       |      |      |       |       |
|                                 |            |          | Frsh.          | Soph. | Jr.  | Sr.  | Spec. | Total |
| 10                              | 95         | 4        | 3.81           | 3.69  | 3.82 | 3.77 |       | 3.80  |
|                                 | 90         |          | 3.73           | 3.54  | 3.71 | 3.70 |       | 3.67  |
| 9                               | 80         | 3        | 3.51           | 3.37  | 3.55 | 3.51 |       | 3.51  |
|                                 | 75         |          | 3.47           | 3.27  | 3.49 | 3.47 |       | 3.44  |
| 8                               | 70         | 3        | 3.44           | 3.23  | 3.40 | 3.38 |       | 3.37  |
|                                 | 60         |          | 3.21           | 3.09  | 3.11 | 3.27 |       | 3.14  |
| 7                               | 60         | 3        | 3.21           | 3.09  | 3.11 | 3.27 |       | 3.14  |
|                                 | 50         |          | 3.03           | 2.95  | 2.91 | 3.13 |       | 3.01  |
| 6                               | 50         | 2        | 2.92           | 2.72  | 2.69 | 3.01 |       | 2.83  |
|                                 | 40         |          | 2.82           | 2.56  | 2.51 | 2.78 |       | 2.64  |
| 5                               | 40         | 2        | 2.82           | 2.56  | 2.51 | 2.78 |       | 2.64  |
|                                 | 30         |          | 2.72           | 2.45  | 2.37 | 2.65 |       | 2.51  |
| 4                               | 30         | 1        | 2.72           | 2.45  | 2.37 | 2.65 |       | 2.51  |
|                                 | 25         |          | 2.51           | 2.25  | 2.27 | 2.50 |       | 2.36  |
| 3                               | 25         | 1        | 2.51           | 2.25  | 2.27 | 2.50 |       | 2.36  |
|                                 | 20         |          | 2.07           | 2.04  | 2.02 | 2.22 |       | 2.07  |
| 2                               | 20         | 1        | 2.07           | 2.04  | 2.02 | 2.22 |       | 2.07  |
|                                 | 10         |          | 0.00           | 0.00  | 0.00 | 0.00 | 0.00  | 0.00  |
| 1                               | 10         | 1        | 0.00           | 0.00  | 0.00 | 0.00 | 0.00  | 0.00  |
|                                 | 0          |          |                |       |      |      |       |       |
| Total Number of Students Ranked |            |          | 111            | 106   | 124  | 98   | 10    | 449   |

MICHIGAN STATE UNIVERSITY  
Office of the Registrar  
*Evaluation & Research*

RANKING OF CUMULATIVE GRADE-POINT AVERAGES  
COLLEGE OF NATURAL SCIENCE  
East Lansing Campus

Winter 1977

| Decile                          | Percentile | Quartile | TOTAL STUDENTS |       |      |      |       |       | Graduate |      |       |
|---------------------------------|------------|----------|----------------|-------|------|------|-------|-------|----------|------|-------|
|                                 |            |          | Undergraduate  |       |      |      |       |       | Mas.     | Dr.  | Total |
|                                 |            |          | Frsh.          | Soph. | Jr.  | Sr.  | Spec. | Total |          |      |       |
| 10                              | 95         | 4        | 3.77           | 3.76  | 3.75 | 3.77 | 3.73  | 3.76  | 3.94     | 4.00 | 4.00  |
|                                 | 90         |          | 3.59           | 3.62  | 3.60 | 3.67 | 3.51  | 3.62  | 3.82     | 3.92 | 3.90  |
| 9                               | 80         | 3        | 3.32           | 3.40  | 3.41 | 3.48 | 3.41  | 3.41  | 3.71     | 3.86 | 3.81  |
| 8                               | 75         |          | 3.20           | 3.31  | 3.31 | 3.40 | 3.32  | 3.33  | 3.68     | 3.82 | 3.76  |
|                                 | 70         | 3        | 3.07           | 3.24  | 3.23 | 3.33 | 3.27  | 3.24  | 3.63     | 3.77 | 3.72  |
| 7                               | 60         |          | 2.87           | 3.05  | 3.07 | 3.19 | 3.11  | 3.06  | 3.56     | 3.70 | 3.63  |
| 6                               | 50         | 2        | 2.70           | 2.89  | 2.93 | 3.03 | 3.00  | 2.91  | 3.47     | 3.62 | 3.57  |
| 5                               | 40         |          | 2.48           | 2.69  | 2.74 | 2.87 | 2.89  | 2.72  | 3.35     | 3.55 | 3.48  |
| 4                               | 30         | 1        | 2.23           | 2.51  | 2.54 | 2.71 | 2.63  | 2.53  | 3.25     | 3.47 | 3.38  |
| 3                               | 25         |          | 2.11           | 2.35  | 2.43 | 2.62 | 2.54  | 2.41  | 3.16     | 3.40 | 3.32  |
|                                 | 20         | 1        | 1.97           | 2.26  | 2.32 | 2.51 | 2.41  | 2.30  | 3.07     | 3.36 | 3.25  |
| 2                               | 10         |          | 1.69           | 2.01  | 2.05 | 2.29 | 2.22  | 2.00  | 2.79     | 3.24 | 3.01  |
| 1                               | 0          |          | 0.00           | 0.00  | 0.00 | 0.00 | 0.00  | 0.00  | 0.00     | 0.00 | 0.00  |
| Total Number of Students Ranked |            |          | 889            | 744   | 930  | 1082 | 82    | 3727  | 367      | 504  | 871   |

MICHIGAN STATE UNIVERSITY  
Office of the Registrar  
*Evaluation & Research*

RANKING OF CUMULATIVE GRADE-POINT AVERAGES  
COLLEGE OF SOCIAL SCIENCE  
East Lansing Campus

Winter 1977

| Decile                          | Percentile | Quartile | TOTAL STUDENTS |       |      |      |       |       | Graduate |      |       |
|---------------------------------|------------|----------|----------------|-------|------|------|-------|-------|----------|------|-------|
|                                 |            |          | Undergraduate  |       |      |      |       | Total | Mas.     | Dr.  | Total |
|                                 |            |          | Frsh.          | Soph. | Jr.  | Sr.  | Spec. | Total |          |      |       |
| 10                              | 95         | 4        | 3.63           | 3.59  | 3.67 | 3.69 |       | 3.67  | 4.00     | 4.00 | 4.00  |
|                                 | 90         |          | 3.44           | 3.41  | 3.50 | 3.54 |       | 3.50  | 3.93     | 4.00 | 3.96  |
| 9                               | 80         | 3        | 3.18           | 3.20  | 3.26 | 3.31 |       | 3.26  | 3.85     | 3.94 | 3.89  |
| 8                               | 75         |          | 3.07           | 3.13  | 3.13 | 3.22 |       | 3.16  | 3.82     | 3.91 | 3.86  |
|                                 | 70         | 3        | 2.97           | 3.03  | 3.02 | 3.13 |       | 3.07  | 3.79     | 3.90 | 3.83  |
| 7                               | 60         |          | 2.79           | 2.85  | 2.86 | 3.01 |       | 2.91  | 3.73     | 3.86 | 3.77  |
| 6                               | 50         |          | 2.62           | 2.70  | 2.69 | 2.87 |       | 2.76  | 3.66     | 3.82 | 3.71  |
| 5                               | 40         | 2        | 2.47           | 2.51  | 2.53 | 2.75 |       | 2.60  | 3.59     | 3.75 | 3.64  |
| 4                               | 30         |          | 2.32           | 2.32  | 2.36 | 2.59 |       | 2.43  | 3.50     | 3.70 | 3.56  |
|                                 | 25         | 1        | 2.21           | 2.23  | 2.29 | 2.50 |       | 2.35  | 3.43     | 3.66 | 3.50  |
| 3                               | 20         |          | 2.09           | 2.17  | 2.22 | 2.41 |       | 2.26  | 3.38     | 3.64 | 3.46  |
| 2                               | 10         |          | 1.82           | 1.96  | 2.00 | 2.21 |       | 2.04  | 3.20     | 3.54 | 3.27  |
| 1                               | 0          |          | 0.00           | 0.00  | 0.00 | 0.00 | 0.00  | 0.00  | 0.00     | 0.00 | 0.00  |
| Total Number of Students Ranked |            |          | 520            | 700   | 1435 | 1454 | 62    | 4171  | 625      | 285  | 910   |

MICHIGAN STATE UNIVERSITY  
Office of the Registrar  
*Evaluation & Research*

RANKING OF CUMULATIVE GRADE-POINT AVERAGES  
COLLEGE OF URBAN DEVELOPMENT  
East Lansing Campus

| Decile                          | Percentile | Quartile | TOTAL STUDENTS |       |      |      |       | Total |
|---------------------------------|------------|----------|----------------|-------|------|------|-------|-------|
|                                 |            |          | Undergraduate  |       |      |      |       |       |
|                                 |            |          | Frsh.          | Soph. | Jr.  | Sr.  | Spec. |       |
| 10                              | 95         | 4        |                |       |      |      |       | 3.54  |
|                                 | 90         |          |                |       |      |      |       |       |
| 9                               | 80         | 3        |                |       |      |      |       | 3.10  |
| 8                               | 75         |          |                |       |      |      |       |       |
|                                 | 70         | 3        |                |       |      |      |       | 2.85  |
| 7                               | 60         |          |                |       |      |      |       |       |
| 6                               | 50         | 2        |                |       |      |      |       | 2.52  |
| 5                               | 40         |          |                |       |      |      |       |       |
| 4                               | 30         | 1        |                |       |      |      |       | 2.28  |
| 3                               | 25         |          |                |       |      |      |       |       |
|                                 | 20         | 1        |                |       |      |      |       | 2.17  |
| 2                               | 10         |          |                |       |      |      |       |       |
| 1                               | 0          |          | 0.00           | 0.00  | 0.00 | 0.00 | 0.00  | 0.00  |
| Total Number of Students Ranked |            |          | 2              | 16    | 43   | 63   | 2     | 126   |



MICHIGAN STATE UNIVERSITY  
Office of the Registrar  
*Evaluation & Research*

RANKING OF CUMULATIVE GRADE-POINT AVERAGES  
COLLEGE OF VETERINARY MEDICINE  
East Lansing Campus

Winter 1977

| Decile                          | Percentile | Quartile | TOTAL STUDENTS |       |      |      |      |       | Graduate |      |       |  |
|---------------------------------|------------|----------|----------------|-------|------|------|------|-------|----------|------|-------|--|
|                                 |            |          | Undergraduate  |       |      |      |      | Total | Mas.     | Dr.  | Total |  |
| Frsh.                           | Soph.      | Jr.      | Sr.            | Spec. |      |      |      |       |          |      |       |  |
| 10                              | 95         | 4        | 3.78           | 3.79  |      |      |      | 3.79  |          |      |       |  |
|                                 | 90         |          | 3.60           | 3.66  |      |      |      | 3.64  |          |      | 4.00  |  |
| 9                               | 80         | 3        | 3.36           | 3.43  |      |      |      | 3.39  |          |      |       |  |
| 8                               | 75         |          | 3.26           | 3.31  |      |      |      | 3.28  |          |      | 3.75  |  |
|                                 | 70         | 3        | 3.19           | 3.27  |      |      |      | 3.21  |          |      |       |  |
| 7                               | 60         |          | 3.00           | 3.12  |      |      |      | 3.06  |          |      |       |  |
| 6                               | 50         | 2        | 2.77           | 2.95  |      |      |      | 2.84  |          |      | 3.53  |  |
| 5                               | 40         |          | 2.58           | 2.80  |      |      |      | 2.64  |          |      |       |  |
| 4                               | 30         | 1        | 2.36           | 2.56  |      |      |      | 2.44  |          |      |       |  |
| 3                               | 25         |          | 2.21           | 2.45  |      |      |      | 2.31  |          |      | 3.33  |  |
|                                 | 20         | 1        | 2.09           | 2.30  |      |      |      | 2.18  |          |      |       |  |
| 2                               | 10         |          | 1.77           | 2.05  |      |      |      | 1.88  |          |      |       |  |
| 1                               | 0          |          | 0.00           | 0.00  | 0.00 | 0.00 | 0.00 | 0.00  | 0.00     | 0.00 |       |  |
| Total Number of Students Ranked |            |          | 459            | 248   |      |      |      | 707   | 25       | 13   | 38    |  |

MICHIGAN STATE UNIVERSITY  
Office of the Registrar  
*Evaluation & Research*

RANKING OF CUMULATIVE GRADE-POINT AVERAGES  
NO PREFERENCE  
East Lansing Campus

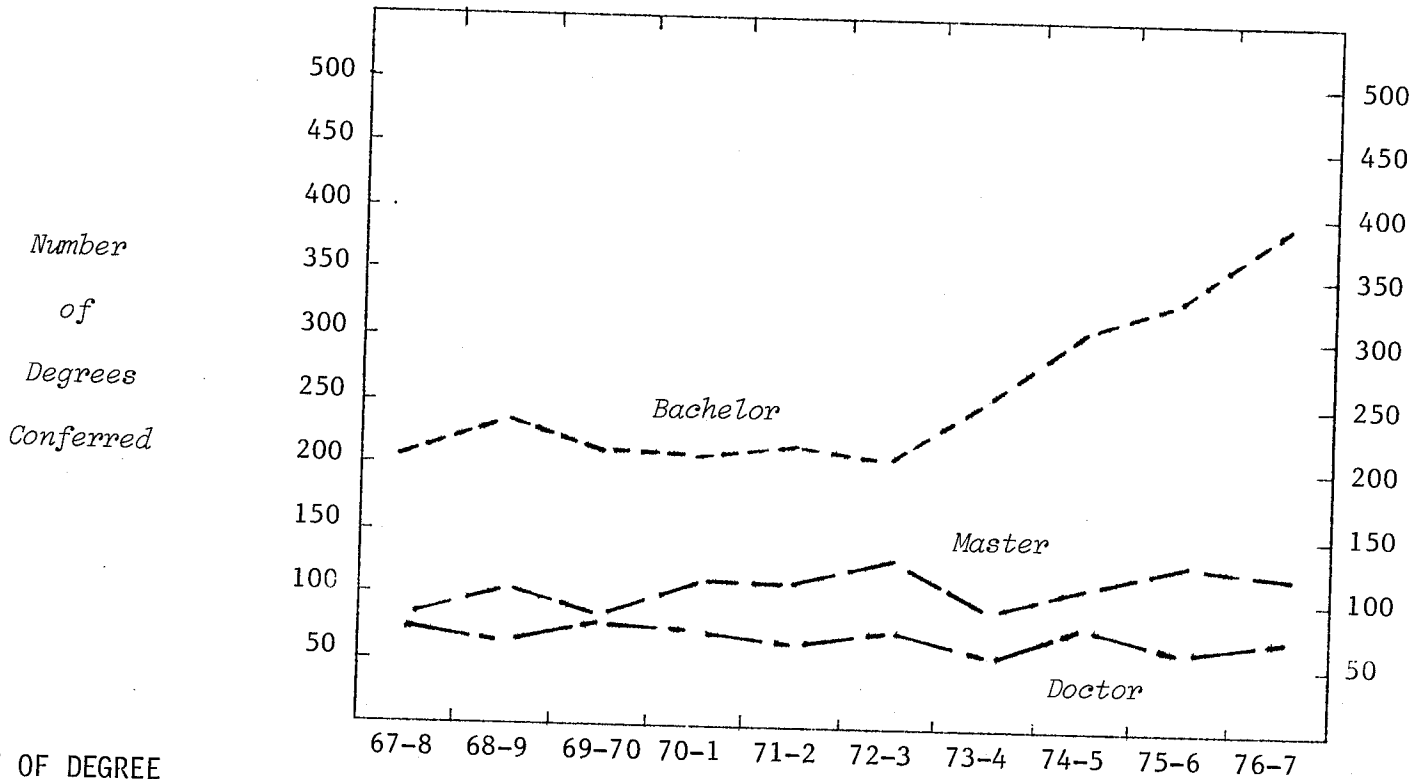
Winter 1977

| Decile                          | Percentile | Quartile | TOTAL STUDENTS |       |      |      |       | Total |
|---------------------------------|------------|----------|----------------|-------|------|------|-------|-------|
|                                 |            |          | Undergraduate  |       |      |      |       |       |
|                                 |            |          | Frsh.          | Soph. | Jr.  | Sr.  | Spec. |       |
| 10                              | 95         |          | 3.65           | 3.65  |      |      |       | 3.65  |
|                                 | 90         | 4        | 3.48           | 3.49  |      |      |       | 3.48  |
| 9                               | 80         |          | 3.21           | 3.18  |      |      |       | 3.19  |
| 8                               | 75         |          | 3.10           | 3.09  |      |      |       | 3.10  |
|                                 | 70         | 3        | 3.02           | 3.00  |      |      |       | 3.01  |
| 7                               | 60         |          | 2.84           | 2.82  |      |      |       | 2.83  |
| 6                               | 50         |          | 2.66           | 2.65  |      |      |       | 2.66  |
| 5                               | 40         | 2        | 2.51           | 2.49  |      |      |       | 2.49  |
| 4                               | 30         |          | 2.31           | 2.32  |      |      |       | 2.31  |
| 3                               | 25         |          | 2.18           | 2.24  |      |      |       | 2.21  |
|                                 | 20         | 1        | 2.05           | 2.15  |      |      |       | 2.09  |
| 2                               | 10         |          | 1.77           | 1.92  |      |      |       | 1.84  |
| 1                               | 0          |          | 0.00           | 0.00  | 0.00 | 0.00 | 0.00  | 0.00  |
| Total Number of Students Ranked |            |          | 1408           | 1091  | 3    |      |       | 2502  |

MICHIGAN STATE UNIVERSITY  
Office of the Registrar  
Evaluation & Research

TRENDGRAPH OF DEGREES CONFERRED  
COLLEGE OF AGRICULTURE AND NATURAL RESOURCES  
East Lansing Campus

Summer, Fall & Winter Terms

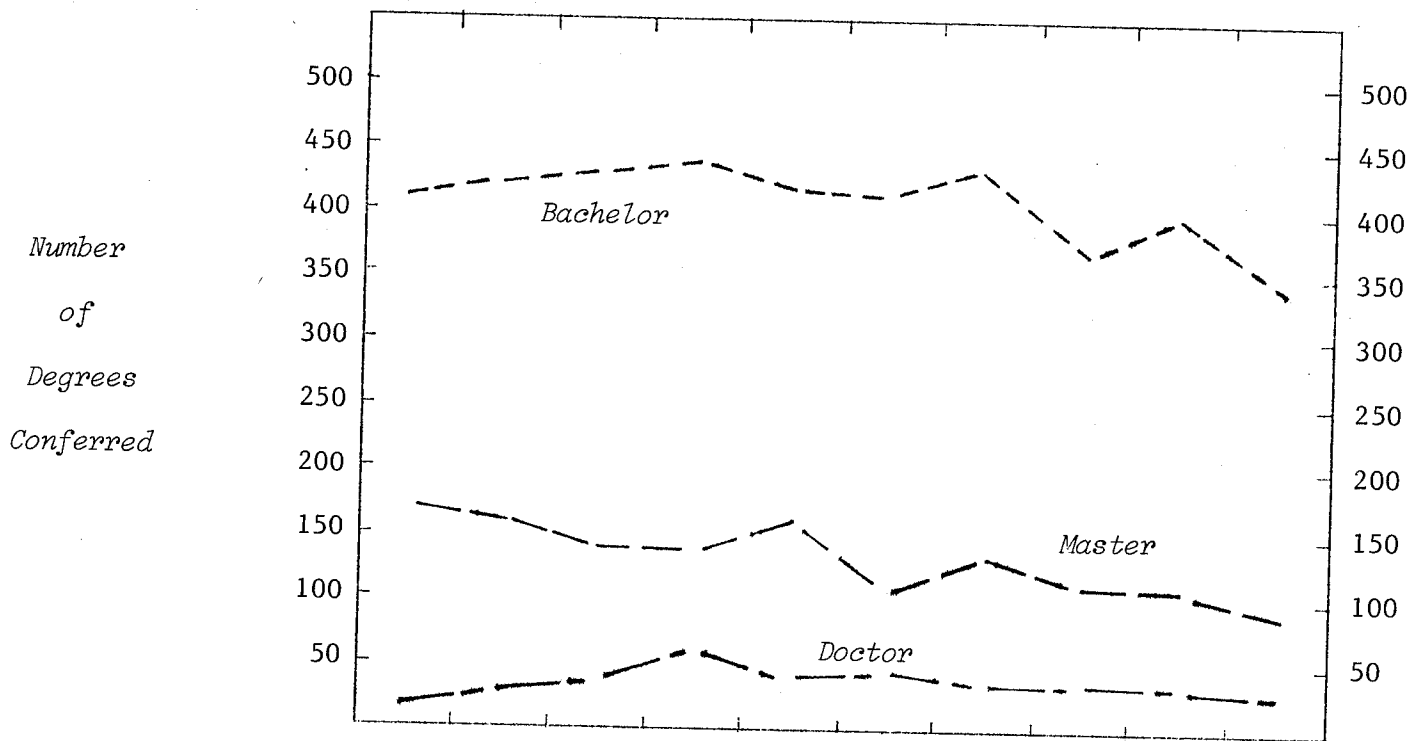


| TYPE OF DEGREE       | 67-8       | 68-9       | 69-70      | 70-1       | 71-2       | 72-3       | 73-4       | 74-5       | 75-6       | 76-7       |
|----------------------|------------|------------|------------|------------|------------|------------|------------|------------|------------|------------|
| Bachelor of Science  | 209        | 239        | 221        | 215        | 223        | 210        | 254        | 307        | 339        | 397        |
| Master of Science    | 81         | 101        | 88         | 113        | 109        | 128        | 97         | 105        | 128        | 116        |
| Doctor of Philosophy | 72         | 57         | 83         | 79         | 60         | 76         | 51         | 81         | 55         | 68         |
| <b>SEX</b>           |            |            |            |            |            |            |            |            |            |            |
| Women                | 6          | 15         | 20         | 23         | 24         | 27         | 45         | 89         | 105        | 150        |
| Men                  | 356        | 382        | 372        | 384        | 368        | 387        | 357        | 404        | 417        | 431        |
| <b>TERM</b>          |            |            |            |            |            |            |            |            |            |            |
| Summer               | 113        | 121        | 111        | 122        | 101        | 111        | 106        | 126        | 159        | 158        |
| Fall                 | 157        | 133        | 146        | 153        | 152        | 153        | 151        | 185        | 192        | 199        |
| Winter               | 92         | 143        | 135        | 132        | 139        | 150        | 145        | 182        | 171        | 224        |
| <b>TOTAL COLLEGE</b> | <b>362</b> | <b>397</b> | <b>392</b> | <b>407</b> | <b>392</b> | <b>414</b> | <b>402</b> | <b>493</b> | <b>522</b> | <b>581</b> |
| % Increase - College | 9.7        | -1.3       | 3.8        | -3.7       | 5.6        | -2.9       | 22.6       | 5.9        | 11.3       |            |
| - Campus             | 14.1       | 2.7        | 6.3        | -.6        | -5.2       | -.9        | -4.1       | 8.0        | -2.0       |            |

MICHIGAN STATE UNIVERSITY  
Office of the Registrar  
Evaluation & Research

TRENDGRAPH OF DEGREES CONFERRED  
COLLEGE OF ARTS AND LETTERS  
East Lansing Campus

Summer, Fall & Winter Terms

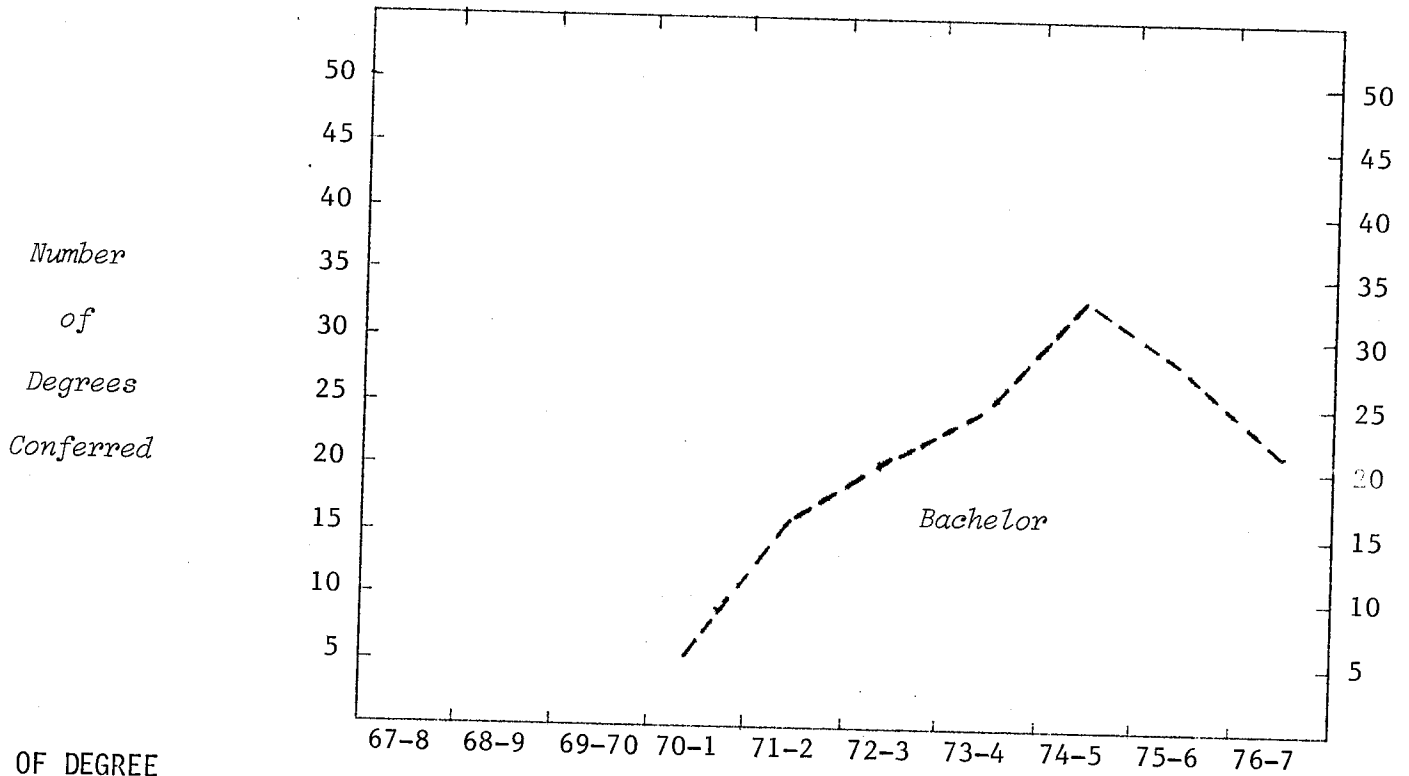


| TYPE OF DEGREE             | 67-8       | 68-9       | 69-70      | 70-1       | 71-2       | 72-3       | 73-4       | 74-5       | 75-6       | 76-7       |
|----------------------------|------------|------------|------------|------------|------------|------------|------------|------------|------------|------------|
| Bachelor of Arts           | 359        | 364        | 355        | 369        | 345        | 319        | 324        | 281        | 313        | 268        |
| Bachelor of Fine Arts      | 21         | 17         | 35         | 31         | 44         | 36         | 44         | 30         | 24         | 31         |
| Bachelor of Music          | 30         | 41         | 37         | 43         | 31         | 55         | 56         | 48         | 52         | 45         |
| <i>Total Bachelors</i>     | <i>410</i> | <i>422</i> | <i>427</i> | <i>443</i> | <i>420</i> | <i>410</i> | <i>424</i> | <i>359</i> | <i>389</i> | <i>344</i> |
| Master of Arts             | 131        | 126        | 111        | 115        | 117        | 82         | 107        | 87         | 75         | 74         |
| Master of Arts for Teach.  | 5          | 2          | 9          |            | 3          |            |            | 1          |            |            |
| Master of Fine Arts        | 8          | 8          | 1          | 5          | 3          | 7          | 6          | 5          | 3          | 7          |
| Master of Music            | 27         | 23         | 25         | 25         | 30         | 15         | 22         | 22         | 24         | 15         |
| <i>Total Masters</i>       | <i>171</i> | <i>159</i> | <i>146</i> | <i>145</i> | <i>153</i> | <i>104</i> | <i>135</i> | <i>115</i> | <i>102</i> | <i>96</i>  |
| Doctor of Philosophy       | 13         | 27         | 41         | 51         | 43         | 48         | 38         | 38         | 37         | 28         |
| Dipl. for Adv. Grad. Study | 4          | 1          | 1          | 1          |            | 1          |            | 2          | 1          | 1          |
| <b>SEX</b>                 |            |            |            |            |            |            |            |            |            |            |
| Women                      | 304        | 367        | 373        | 377        | 369        | 327        | 338        | 291        | 306        | 282        |
| Men                        | 294        | 242        | 242        | 263        | 247        | 236        | 259        | 223        | 223        | 187        |
| <b>TERM</b>                |            |            |            |            |            |            |            |            |            |            |
| Summer                     | 284        | 317        | 314        | 313        | 285        | 244        | 260        | 231        | 237        | 220        |
| Fall                       | 174        | 149        | 181        | 170        | 168        | 148        | 178        | 133        | 156        | 140        |
| Winter                     | 140        | 143        | 120        | 157        | 163        | 171        | 159        | 150        | 136        | 109        |
| <b>TOTAL COLLEGE</b>       | <b>598</b> | <b>609</b> | <b>615</b> | <b>640</b> | <b>616</b> | <b>563</b> | <b>597</b> | <b>514</b> | <b>529</b> | <b>469</b> |
| % Increase - College       |            | 1.8        | 1.0        | 4.1        | -3.7       | -8.6       | 6.0        | -13.9      | 2.9        | -11.3      |
| - Campus                   |            | 14.1       | 2.7        | 6.3        | -.6        | -5.2       | -.9        | -4.1       | 8.0        | -2.0       |

MICHIGAN STATE UNIVERSITY  
Office of the Registrar  
Evaluation & Research

TRENDGRAPH OF DEGREES CONFERRED  
LYMAN BRIGGS COLLEGE  
East Lansing Campus

Summer, Fall & Winter Terms



TYPE OF DEGREE  
Bachelor of Science

SEX  
Women  
Men

|       |   |    |    |    |    |    |    |
|-------|---|----|----|----|----|----|----|
|       | 6 | 16 | 21 | 25 | 33 | 28 | 22 |
| Women | 3 | 1  | 6  | 10 | 13 | 8  | 4  |
| Men   | 3 | 15 | 15 | 15 | 20 | 20 | 18 |

TERM  
Summer  
Fall  
Winter

|        |   |    |    |    |    |    |    |
|--------|---|----|----|----|----|----|----|
|        | 6 | 16 | 21 | 25 | 33 | 28 | 22 |
| Summer |   | 4  | 7  | 7  | 13 | 13 | 6  |
| Fall   |   | 5  | 7  | 9  | 8  | 5  | 7  |
| Winter | 6 | 7  | 7  | 9  | 12 | 10 | 9  |

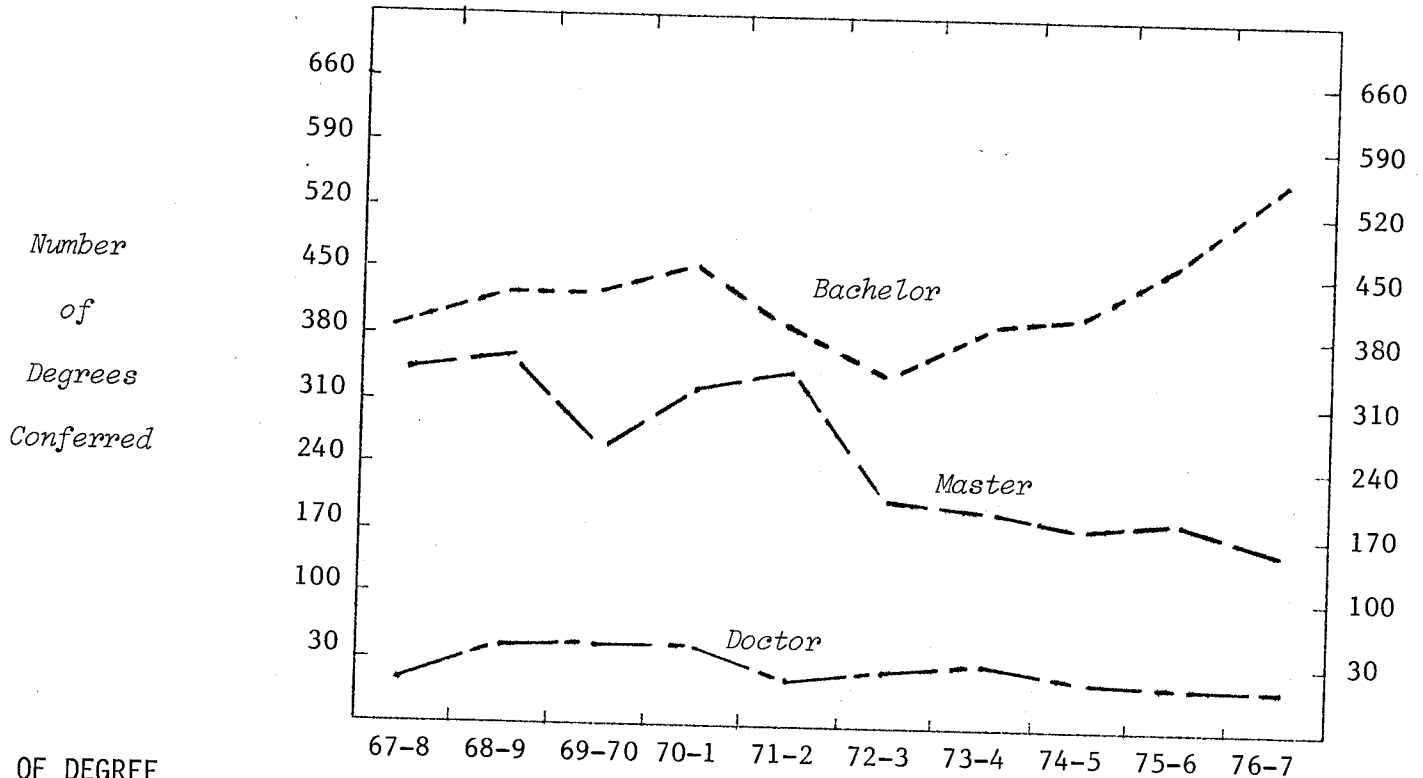
TOTAL COLLEGE  
% Increase - College  
- Campus

|                      |   |       |      |      |      |       |       |
|----------------------|---|-------|------|------|------|-------|-------|
|                      | 6 | 16    | 21   | 25   | 33   | 28    | 22    |
| % Increase - College |   | 166.7 | 31.3 | 19.0 | 32.0 | -15.2 | -21.4 |
| - Campus             |   | -.6   | -5.2 | -.9  | -4.1 | 8.0   | -2.0  |

MICHIGAN STATE UNIVERSITY  
Office of the Registrar  
Evaluation & Research

TRENDGRAPH OF DEGREES CONFERRED  
COLLEGE OF BUSINESS  
East Lansing Campus

Summer, Fall & Winter Terms

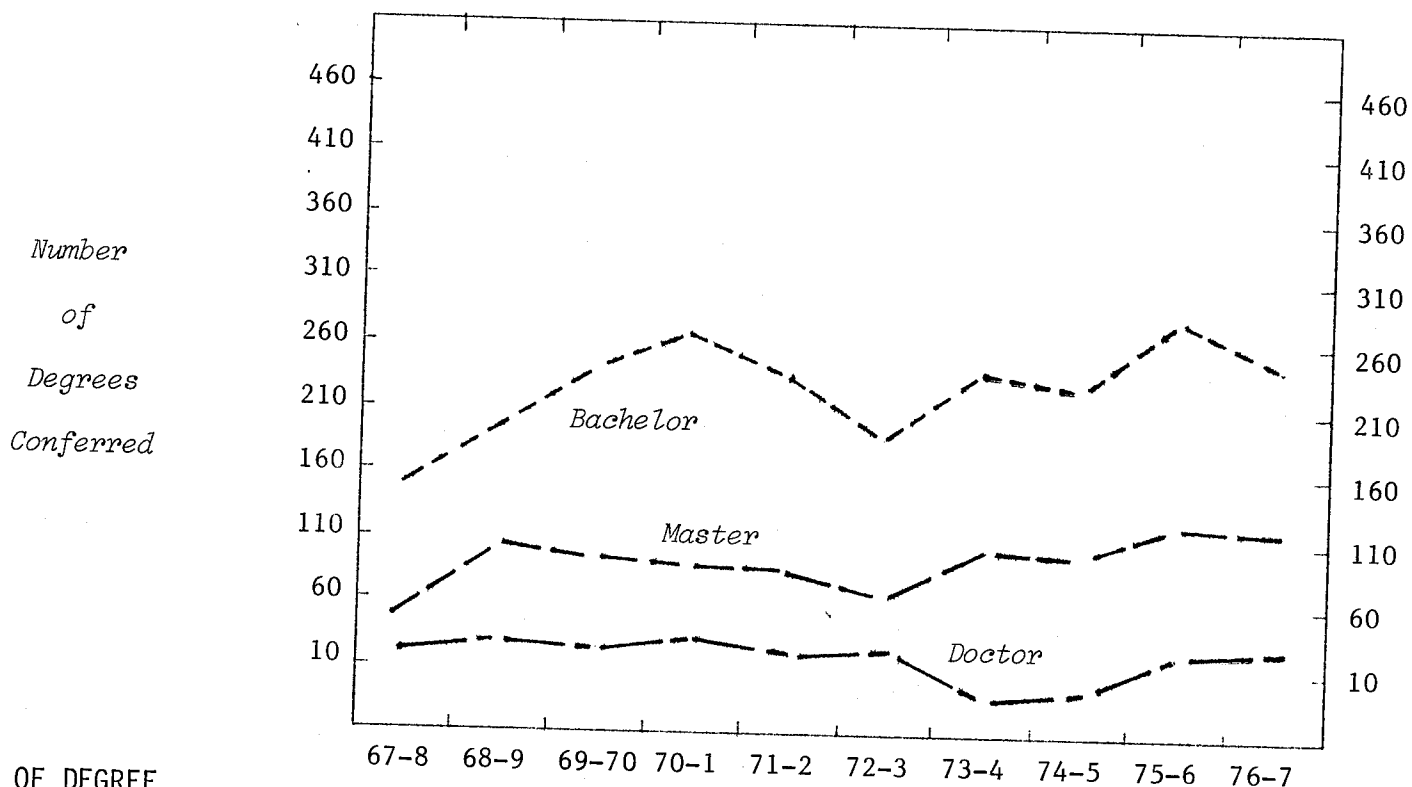


| TYPE OF DEGREE            | 67-8 | 68-9 | 69-70 | 70-1 | 71-2 | 72-3  | 73-4 | 74-5 | 75-6 | 76-7 |
|---------------------------|------|------|-------|------|------|-------|------|------|------|------|
| Bachelor of Arts          | 395  | 433  | 441   | 453  | 407  | 343   | 404  | 416  | 458  | 550  |
| Master of Arts            | 19   | 16   | 17    | 20   | 18   | 20    | 20   | 14   | 15   | 16   |
| Master of Business Admin. | 327  | 346  | 240   | 299  | 323  | 188   | 176  | 158  | 163  | 138  |
| Master of Science         |      |      |       |      |      |       |      |      | 1    | 2    |
| Total Masters             | 346  | 362  | 257   | 319  | 341  | 208   | 196  | 172  | 179  | 156  |
| Doctor of Business Admin. | 7    | 5    |       | 10   | 1    | 2     |      | 1    |      |      |
| Doctor of Philosophy      | 15   | 28   | 36    | 32   | 24   | 27    | 30   | 23   | 23   | 20   |
| Total Doctors             | 22   | 33   | 36    | 42   | 25   | 29    | 30   | 24   | 23   | 20   |
| SEX                       |      |      |       |      |      |       |      |      |      |      |
| Women                     | 43   | 45   | 64    | 62   | 53   | 63    | 70   | 97   | 115  | 165  |
| Men                       | 720  | 783  | 670   | 752  | 720  | 517   | 560  | 515  | 545  | 561  |
| TERM                      |      |      |       |      |      |       |      |      |      |      |
| Summer                    | 338  | 387  | 294   | 333  | 311  | 197   | 203  | 198  | 217  | 267  |
| Fall                      | 237  | 259  | 260   | 294  | 246  | 206   | 228  | 237  | 208  | 272  |
| Winter                    | 188  | 182  | 180   | 187  | 216  | 177   | 199  | 177  | 235  | 187  |
| TOTAL COLLEGE             | 763  | 828  | 734   | 814  | 773  | 580   | 630  | 612  | 660  | 726  |
| % Increase - College      |      | 8.5  | -11.4 | 10.9 | -5.0 | -25.0 | 8.6  | -2.9 | 7.8  | 10.0 |
| - Campus                  |      | 14.1 | 2.7   | 6.3  | -.6  | -5.2  | -.9  | -4.1 | 8.0  | -2.0 |

MICHIGAN STATE UNIVERSITY  
Office of the Registrar  
Evaluation & Research

TRENDGRAPH OF DEGREES CONFERRED  
COLLEGE OF COMMUNICATION ARTS AND SCIENCES  
East Lansing Campus

Summer, Fall & Winter Terms



TYPE OF DEGREE

Bachelor of Arts

Master of Arts

Doctor of Philosophy

SEX

Women

Men

TERM

Summer

Fall

Winter

TOTAL COLLEGE

% Increase - College

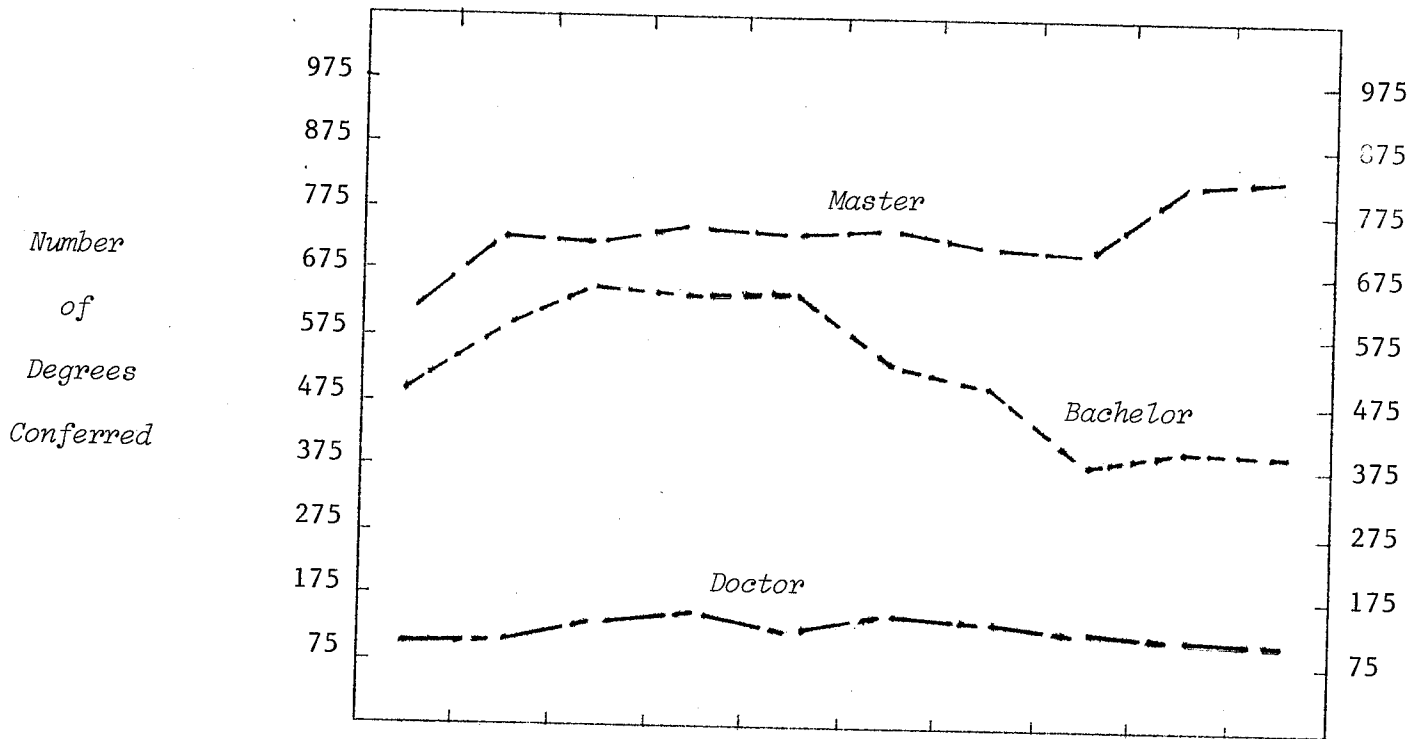
- Campus

|                      | 67-8 | 68-9 | 69-70 | 70-1  | 71-2  | 72-3 | 73-4 | 74-5 | 75-6 | 76-7 |
|----------------------|------|------|-------|-------|-------|------|------|------|------|------|
| Bachelor of Arts     | 159  | 205  | 244   | 268   | 243   | 201  | 251  | 230  | 288  | 250  |
| Master of Arts       | 55   | 100  | 88    | 82    | 78    | 63   | 98   | 91   | 122  | 113  |
| Doctor of Philosophy | 23   | 32   | 31    | 35    | 13    | 17   | 5    | 6    | 12   | 18   |
| Women                | 73   | 118  | 121   | 125   | 124   | 127  | 163  | 135  | 201  | 196  |
| Men                  | 164  | 219  | 242   | 260   | 210   | 154  | 191  | 192  | 221  | 185  |
| Summer               | 101  | 154  | 140   | 157   | 145   | 110  | 146  | 134  | 162  | 172  |
| Fall                 | 76   | 102  | 132   | 134   | 101   | 80   | 103  | 103  | 127  | 108  |
| Winter               | 60   | 81   | 91    | 94    | 88    | 91   | 105  | 90   | 133  | 101  |
| TOTAL COLLEGE        | 237  | 337  | 363   | 385   | 334   | 281  | 354  | 327  | 422  | 381  |
| % Increase - College | 42.2 | 7.7  | 6.1   | -13.2 | -15.9 | 26.0 | -7.6 | 29.1 | -9.7 |      |
| - Campus             | 14.1 | 2.7  | 6.3   | -.6   | -5.2  | -.9  | -4.1 | 8.0  | -2.0 |      |

MICHIGAN STATE UNIVERSITY  
Office of the Registrar  
Evaluation & Research

TRENDGRAPH OF DEGREES CONFERRED  
COLLEGE OF EDUCATION  
East Lansing Campus

Summer, Fall & Winter Terms



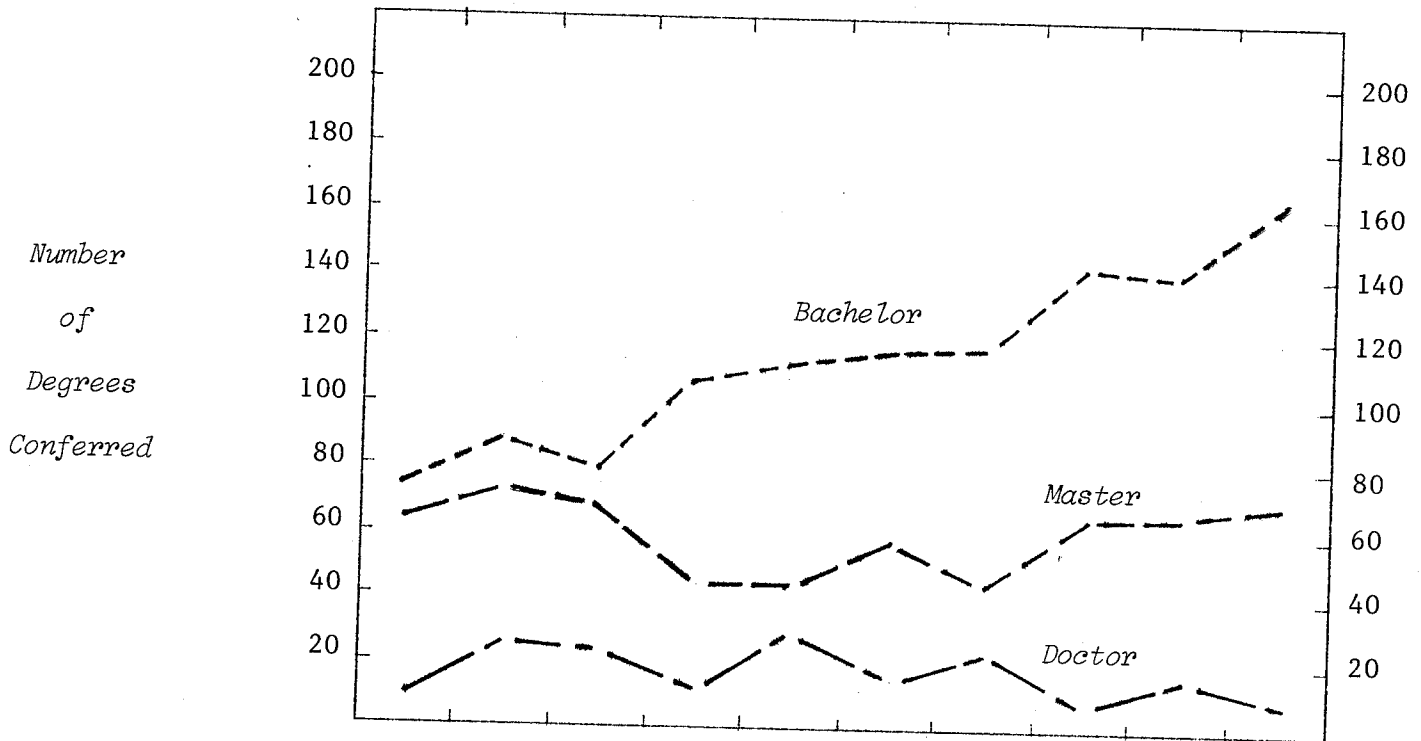
| TYPE OF DEGREE         | 67-8 | 68-9 | 69-70 | 70-1 | 71-2 | 72-3 | 73-4 | 74-5 | 75-6 | 76-7 |
|------------------------|------|------|-------|------|------|------|------|------|------|------|
| Bachelor of Arts       | 424  | 508  | 564   | 530  | 567  | 450  | 412  | 284  | 314  | 301  |
| Bachelor of Science    | 76   | 85   | 100   | 121  | 83   | 85   | 89   | 93   | 95   | 103  |
| Total Bachelors        | 500  | 593  | 664   | 651  | 650  | 535  | 501  | 377  | 409  | 404  |
| Master of Arts         | 615  | 730  | 727   | 754  | 732  | 752  | 725  | 720  | 818  | 823  |
| Doctor of Education    | 31   | 25   | 13    | 5    | 3    | 4    | 1    | 3    | 2    | 2    |
| Doctor of Philosophy   | 60   | 67   | 125   | 151  | 127  | 163  | 138  | 128  | 117  | 113  |
| Total Doctors          | 91   | 92   | 138   | 156  | 130  | 167  | 139  | 131  | 119  | 115  |
| Educational Specialist | 34   | 30   | 35    | 40   | 38   | 38   | 41   | 40   | 39   | 40   |
| <b>SEX</b>             |      |      |       |      |      |      |      |      |      |      |
| Women                  | 709  | 859  | 944   | 929  | 925  | 891  | 848  | 737  | 857  | 883  |
| Men                    | 531  | 586  | 620   | 672  | 625  | 601  | 558  | 531  | 528  | 499  |
| <b>TERM</b>            |      |      |       |      |      |      |      |      |      |      |
| Summer                 | 696  | 882  | 819   | 842  | 859  | 790  | 786  | 657  | 776  | 779  |
| Fall                   | 316  | 258  | 397   | 392  | 383  | 386  | 348  | 360  | 311  | 317  |
| Winter                 | 228  | 305  | 348   | 367  | 308  | 316  | 272  | 251  | 298  | 286  |
| <b>TOTAL COLLEGE</b>   | 1240 | 1445 | 1564  | 1601 | 1550 | 1492 | 1406 | 1268 | 1385 | 1382 |
| % Increase - College   | 16.5 | 8.2  | 2.4   | -3.2 | -3.7 | -5.8 | -9.8 | 9.2  | -.2  |      |
| - Campus               | 14.1 | 2.7  | 6.3   | -.6  | -5.2 | -.9  | -4.1 | 8.0  | -2.0 |      |



MICHIGAN STATE UNIVERSITY  
Office of the Registrar  
Evaluation & Research

TRENDGRAPH OF DEGREES CONFERRED  
COLLEGE OF ENGINEERING  
East Lansing Campus

Summer, Fall & Winter Terms

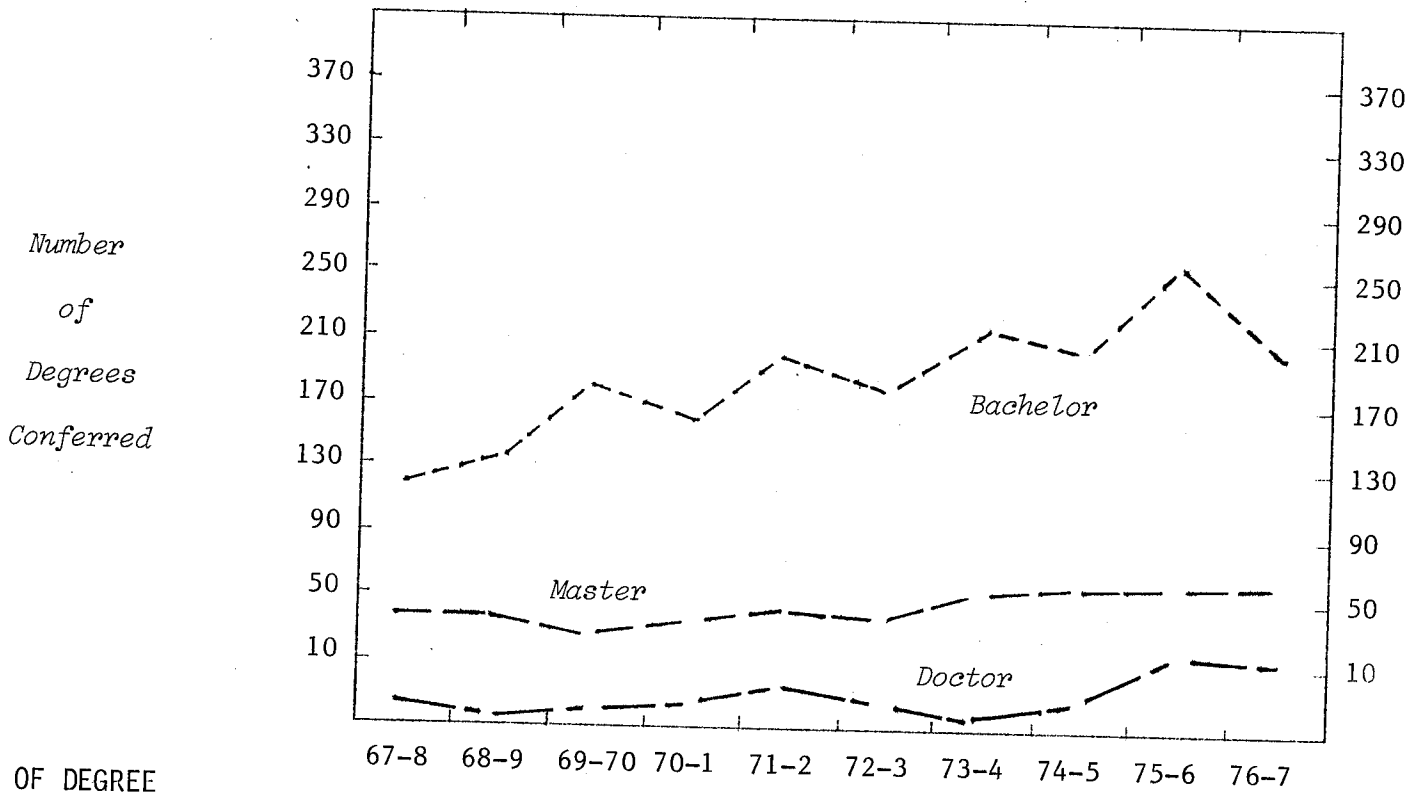


| TYPE OF DEGREE       | 67-8       | 68-9       | 69-70      | 70-1       | 71-2       | 72-3       | 73-4       | 74-5       | 75-6       | 76-7       |
|----------------------|------------|------------|------------|------------|------------|------------|------------|------------|------------|------------|
| Bachelor of Science  | 76         | 90         | 81         | 108        | 113        | 118        | 119        | 144        | 142        | 166        |
| Master of Science    | 63         | 75         | 69         | 46         | 44         | 59         | 45         | 64         | 64         | 68         |
| Doctor of Philosophy | 9          | 27         | 23         | 12         | 30         | 16         | 21         | 6          | 16         | 7          |
| <b>SEX</b>           |            |            |            |            |            |            |            |            |            |            |
| Women                | 1          | 2          | 1          | 2          | 4          | 4          | 6          | 7          | 5          | 17         |
| Men                  | 147        | 190        | 172        | 164        | 183        | 189        | 179        | 207        | 217        | 224        |
| <b>TERM</b>          |            |            |            |            |            |            |            |            |            |            |
| Summer               | 70         | 80         | 73         | 49         | 44         | 52         | 60         | 50         | 60         | 76         |
| Fall                 | 42         | 51         | 58         | 60         | 76         | 72         | 64         | 66         | 76         | 76         |
| Winter               | 36         | 61         | 42         | 57         | 67         | 69         | 61         | 98         | 86         | 89         |
| <b>TOTAL COLLEGE</b> | <b>148</b> | <b>192</b> | <b>173</b> | <b>166</b> | <b>187</b> | <b>193</b> | <b>185</b> | <b>214</b> | <b>222</b> | <b>241</b> |
| % Increase - College | 29.7       | -9.9       | -4.0       | 12.7       | 3.2        | -4.1       | 15.7       | 3.7        | 8.6        |            |
| - Campus             | 14.1       | 2.7        | 6.3        | -.6        | -5.2       | -.9        | -4.1       | 8.0        | -2.0       |            |

MICHIGAN STATE UNIVERSITY  
Office of the Registrar  
Evaluation & Research

TRENDGRAPH OF DEGREES CONFERRED  
COLLEGE OF HUMAN ECOLOGY  
East Lansing Campus

Summer, Fall & Winter Terms

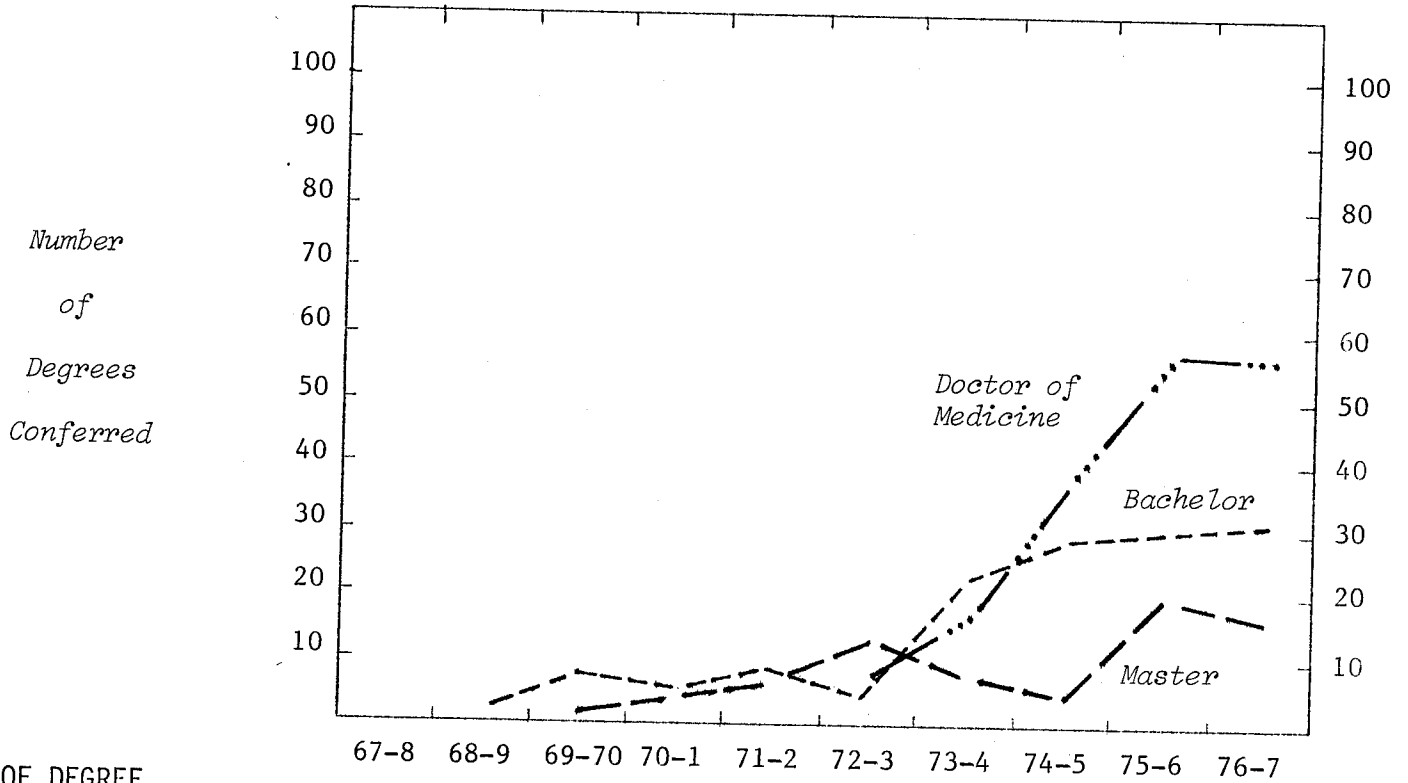


| TYPE OF DEGREE       | 67-8 | 68-9 | 69-70 | 70-1 | 71-2  | 72-3 | 73-4 | 74-5 | 75-6  | 76-7 |
|----------------------|------|------|-------|------|-------|------|------|------|-------|------|
| Bachelor of Arts     |      |      |       |      | 10    | 20   | 32   | 13   | 17    | 13   |
| Bachelor of Science  | 126  | 141  | 177   | 165  | 189   | 161  | 186  | 194  | 236   | 191  |
| Total Bachelors      | 126  | 141  | 177   | 165  | 199   | 181  | 218  | 207  | 253   | 204  |
| Master of Arts       | 29   | 29   | 19    | 20   | 32    | 33   | 41   | 43   | 43    | 47   |
| Master of Science    | 8    | 8    | 10    | 14   | 17    | 11   | 11   | 10   | 18    | 15   |
| Total Masters        | 37   | 37   | 29    | 34   | 49    | 44   | 52   | 53   | 61    | 62   |
| Doctor of Philosophy | 3    | 1    | 2     | 4    | 7     | 4    | 2    | 5    | 15    | 13   |
| <b>SEX</b>           |      |      |       |      |       |      |      |      |       |      |
| Women                | 163  | 177  | 206   | 197  | 250   | 221  | 258  | 250  | 315   | 266  |
| Men                  | 3    | 2    | 2     | 6    | 5     | 8    | 14   | 15   | 14    | 13   |
| <b>TERM</b>          |      |      |       |      |       |      |      |      |       |      |
| Summer               | 81   | 81   | 95    | 86   | 122   | 94   | 100  | 109  | 110   | 105  |
| Fall                 | 41   | 56   | 64    | 56   | 65    | 67   | 84   | 70   | 105   | 75   |
| Winter               | 44   | 42   | 49    | 61   | 68    | 68   | 88   | 86   | 114   | 99   |
| <b>TOTAL COLLEGE</b> | 166  | 179  | 208   | 203  | 255   | 229  | 272  | 265  | 329   | 279  |
| % Increase - College | 7.8  | 16.2 | -2.4  | 25.6 | -10.2 | 18.8 | -2.6 | 24.2 | -15.2 |      |
| - Campus             | 14.1 | 2.7  | 6.3   | -.6  | -5.2  | -.9  | -4.1 | 8.0  | -2.0  |      |

MICHIGAN STATE UNIVERSITY  
Office of the Registrar  
Evaluation & Research

TRENDGRAPH OF DEGREES CONFERRED  
COLLEGE OF HUMAN MEDICINE  
East Lansing Campus

Summer, Fall & Winter Terms



TYPE OF DEGREE

|                      |   |   |   |   |    |    |    |    |    |
|----------------------|---|---|---|---|----|----|----|----|----|
| Bachelor of Science  | 2 | 8 | 6 | 9 | 6  | 23 | 29 | 30 | 31 |
| Master of Science    |   | 1 | 4 | 8 | 14 | 9  | 5  | 20 | 17 |
| Doctor of Philosophy |   | 1 | 4 | 3 |    | 1  | 6  | 2  | 7  |
| Doctor of Medicine   |   |   |   |   | 7  | 19 | 40 | 59 | 58 |

SEX

|       |   |   |   |    |    |    |    |    |    |
|-------|---|---|---|----|----|----|----|----|----|
| Women |   | 7 | 7 | 7  | 12 | 21 | 28 | 43 | 43 |
| Men   | 2 | 3 | 7 | 13 | 15 | 31 | 52 | 68 | 70 |

TERM

|        |   |   |   |    |    |    |    |    |    |
|--------|---|---|---|----|----|----|----|----|----|
| Summer | 2 | 6 | 7 | 10 | 8  | 16 | 18 | 32 | 30 |
| Fall   |   | 3 | 3 | 6  | 8  | 8  | 32 | 30 | 31 |
| Winter |   | 1 | 4 | 4  | 11 | 28 | 30 | 49 | 52 |

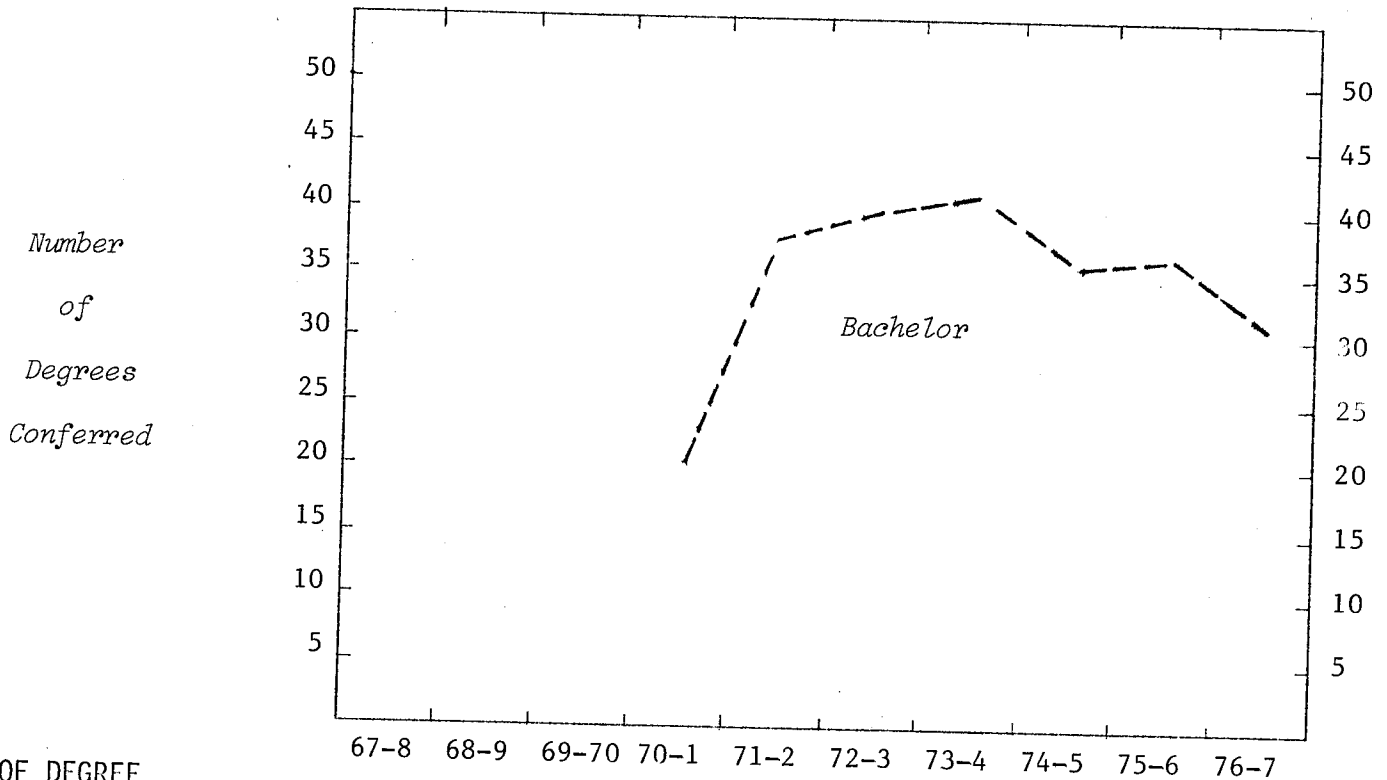
TOTAL COLLEGE

|                      |   |      |      |      |      |      |      |      |     |
|----------------------|---|------|------|------|------|------|------|------|-----|
|                      | 2 | 10   | 14   | 20   | 27   | 52   | 80   | 111  | 113 |
| % Increase - College |   | 40.0 | 42.9 | 35.0 | 92.6 | 53.8 | 38.8 | 1.8  |     |
| - Campus             |   | 6.3  | -.6  | -5.2 | -.9  | -4.1 | 8.0  | -2.0 |     |

MICHIGAN STATE UNIVERSITY  
Office of the Registrar  
*Evaluation & Research*

TRENDGRAPH OF DEGREES CONFERRED  
JAMES MADISON COLLEGE  
East Lansing Campus

Summer, Fall & Winter Terms



TYPE OF DEGREE  
Bachelor of Arts

SEX

|       |    |    |    |    |    |    |    |
|-------|----|----|----|----|----|----|----|
| Women | 16 | 17 | 13 | 15 | 13 | 13 | 11 |
| Men   | 5  | 21 | 27 | 27 | 23 | 24 | 20 |

TERM

|        |    |    |    |    |    |    |    |
|--------|----|----|----|----|----|----|----|
| Summer |    | 15 | 14 | 18 | 8  | 11 | 13 |
| Fall   | 6  | 8  | 13 | 14 | 9  | 11 | 6  |
| Winter | 15 | 15 | 13 | 10 | 19 | 15 | 12 |

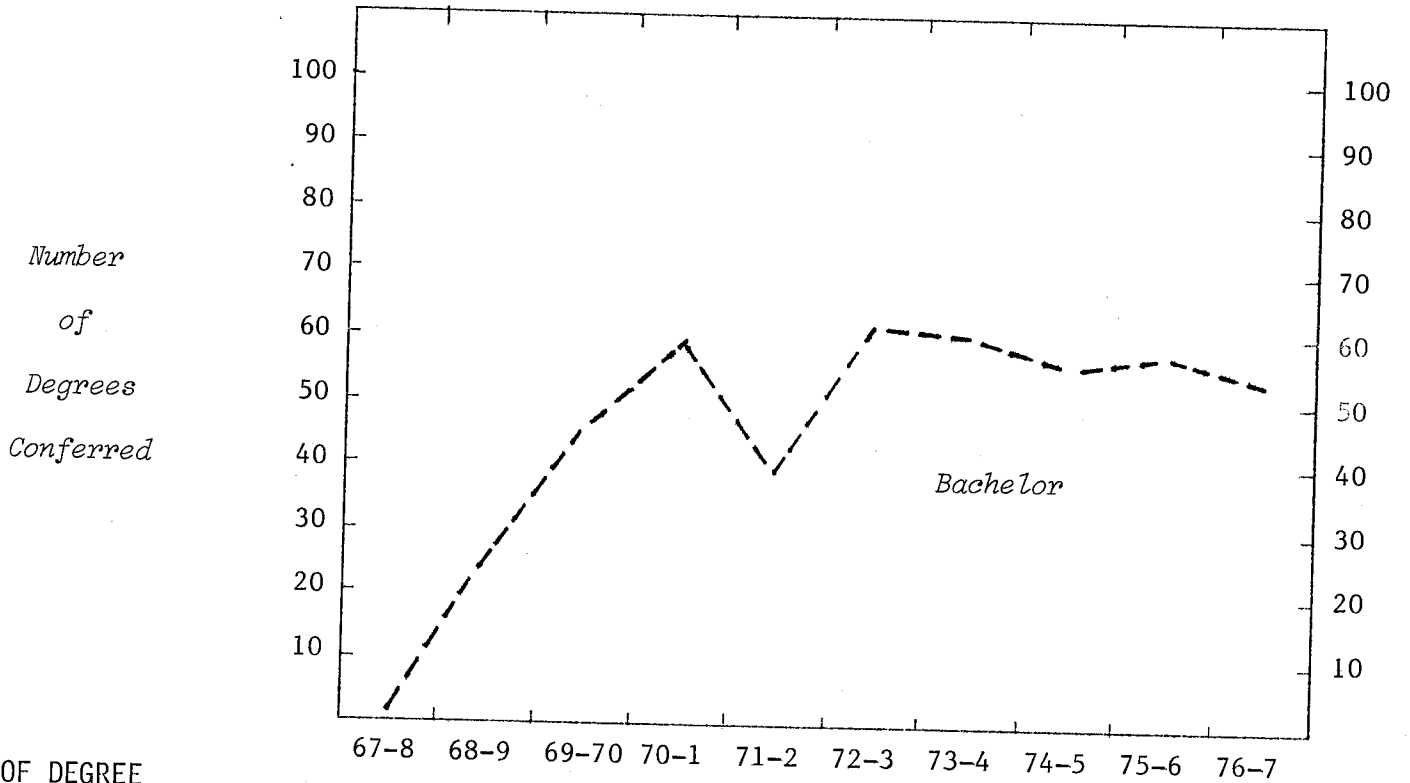
TOTAL COLLEGE

|                      |    |      |      |     |       |     |       |
|----------------------|----|------|------|-----|-------|-----|-------|
|                      | 21 | 38   | 40   | 42  | 36    | 37  | 31    |
| % Increase - College |    | 81.0 | 5.3  | 5.0 | -14.3 | 2.8 | -16.2 |
| - Campus             |    | -.6  | -5.2 | -.9 | -4.1  | 8.0 | -2.0  |

MICHIGAN STATE UNIVERSITY  
Office of the Registrar  
Evaluation & Research

TRENDGRAPH OF DEGREES CONFERRED  
JUSTIN MORRILL COLLEGE  
East Lansing Campus

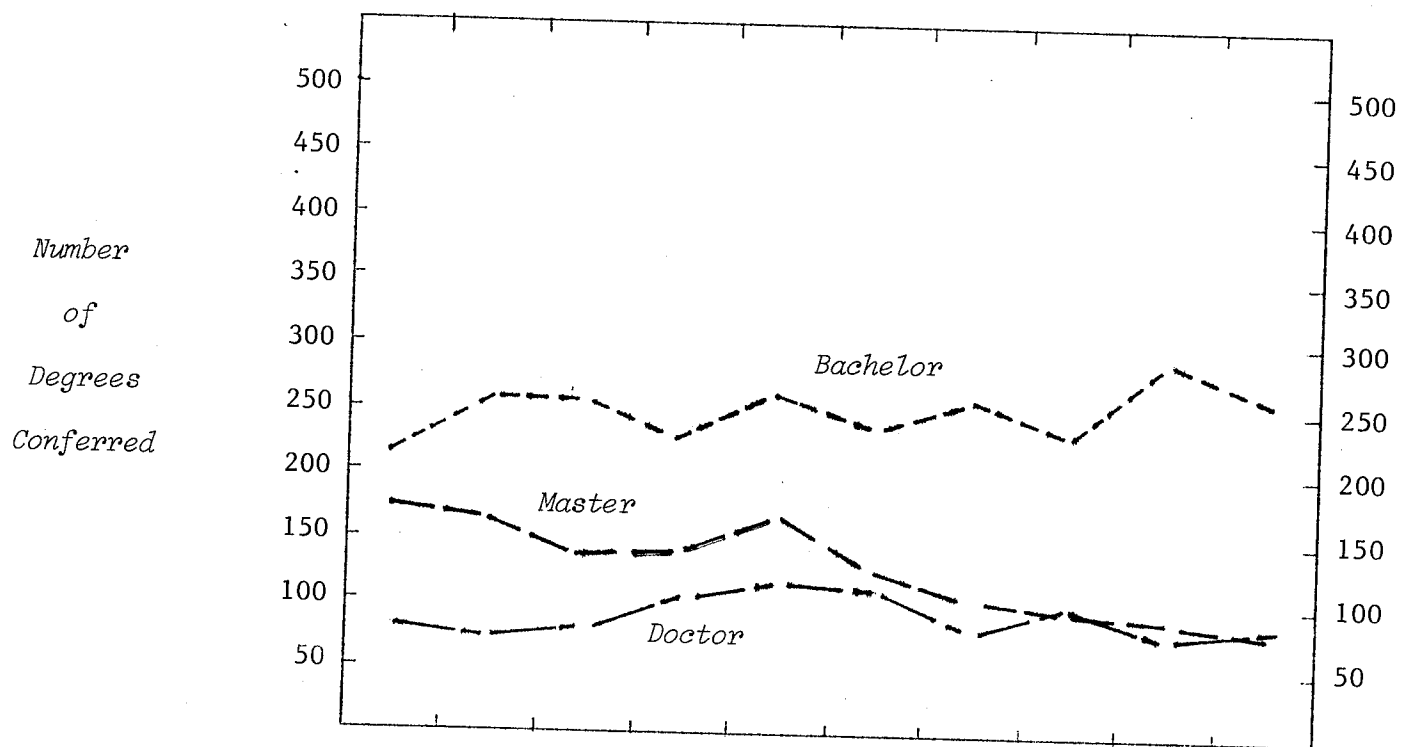
Summer, Fall & Winter Terms



| TYPE OF DEGREE       | 67-8 | 68-9 | 69-70 | 70-1  | 71-2 | 72-3 | 73-4 | 74-5 | 75-6 | 76-7 |
|----------------------|------|------|-------|-------|------|------|------|------|------|------|
| Bachelor of Arts     | 1    | 27   | 47    | 60    | 40   | 61   | 60   | 56   | 58   | 54   |
| <u>SEX</u>           |      |      |       |       |      |      |      |      |      |      |
| Women                | 1    | 22   | 28    | 45    | 28   | 36   | 39   | 34   | 27   | 38   |
| Men                  |      | 5    | 19    | 15    | 12   | 25   | 21   | 22   | 31   | 16   |
| <u>TERM</u>          |      |      |       |       |      |      |      |      |      |      |
| Summer               |      | 3    | 19    | 23    | 15   | 15   | 19   | 20   | 14   | 23   |
| Fall                 |      | 5    | 10    | 13    | 15   | 19   | 18   | 20   | 25   | 21   |
| Winter               | 1    | 19   | 18    | 24    | 10   | 27   | 23   | 16   | 19   | 10   |
| TOTAL COLLEGE        | 1    | 27   | 47    | 60    | 40   | 61   | 60   | 56   | 58   | 54   |
| % Increase - College |      | 74.1 | 27.7  | -33.3 | 52.5 | -1.6 | -6.7 | 3.6  | -6.9 |      |
| - Campus             |      | 2.7  | 6.3   | -.6   | -5.2 | -.9  | -4.1 | 8.0  | -2.0 |      |

TRENDGRAPH OF DEGREES CONFERRED  
COLLEGE OF NATURAL SCIENCE  
East Lansing Campus

Summer, Fall & Winter Terms

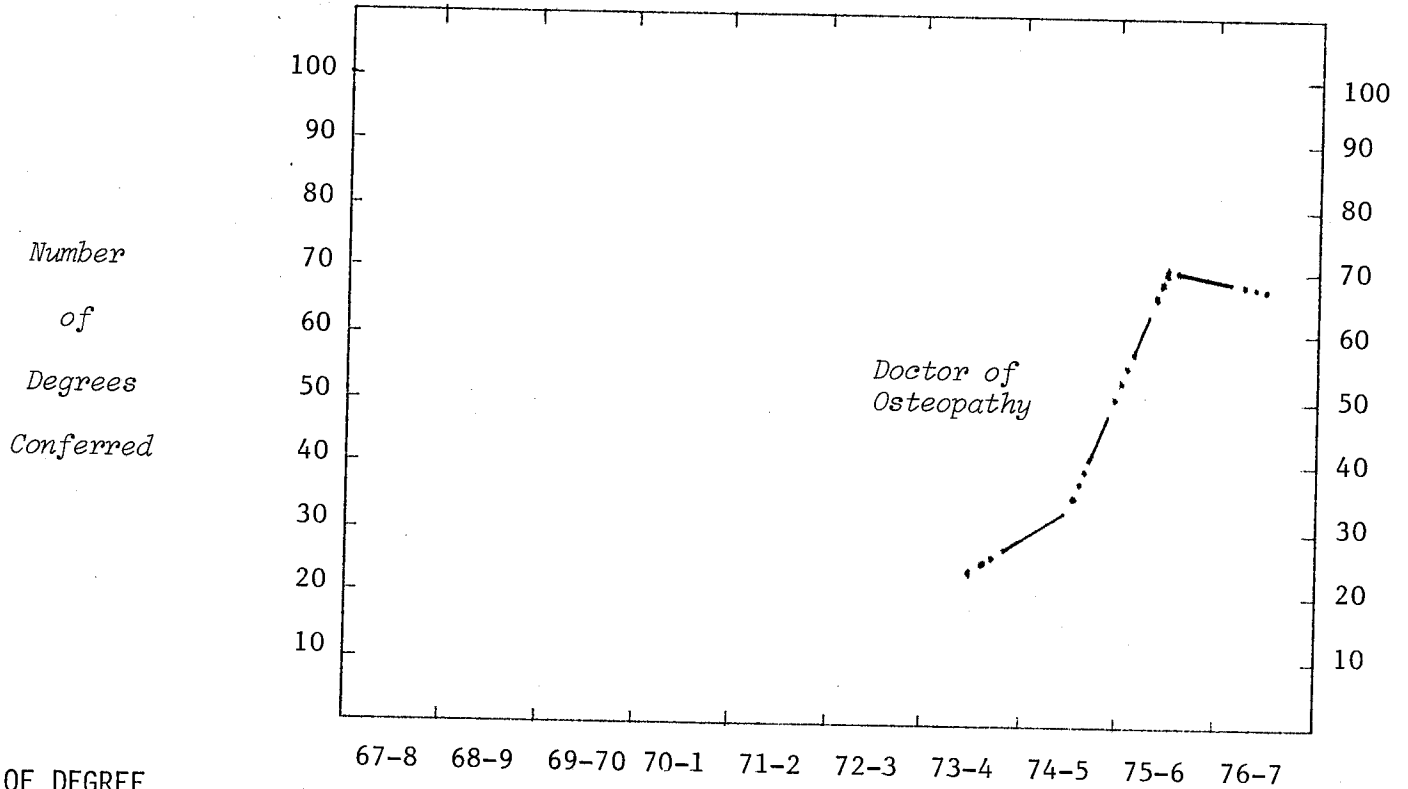


| TYPE OF DEGREE             | 67-8       | 68-9       | 69-70      | 70-1       | 71-2       | 72-3       | 73-4       | 74-5       | 75-6       | 76-7       |
|----------------------------|------------|------------|------------|------------|------------|------------|------------|------------|------------|------------|
| Bachelor of Arts           | 26         | 30         | 32         | 22         | 32         | 17         | 23         | 12         | 22         | 11         |
| Bachelor of Science        | 194        | 228        | 224        | 209        | 224        | 228        | 235        | 234        | 275        | 244        |
| <i>Total Bachelors</i>     | <i>220</i> | <i>258</i> | <i>256</i> | <i>231</i> | <i>256</i> | <i>245</i> | <i>258</i> | <i>246</i> | <i>297</i> | <i>255</i> |
| Master of Arts             | 6          | 23         | 4          | 3          | 10         | 2          | 2          | 3          | 1          |            |
| Master of Arts for Teach.  | 20         | 23         | 22         | 24         | 22         | 17         | 13         | 14         | 12         | 9          |
| Master of Science          | 151        | 117        | 112        | 112        | 133        | 110        | 85         | 82         | 81         | 76         |
| <i>Total Masters</i>       | <i>177</i> | <i>163</i> | <i>138</i> | <i>139</i> | <i>165</i> | <i>129</i> | <i>100</i> | <i>99</i>  | <i>94</i>  | <i>85</i>  |
| Doctor of Philosophy       | 81         | 67         | 82         | 101        | 115        | 104        | 80         | 100        | 81         | 79         |
| Dipl. for Adv. Grad. Study | 1          | 1          | 1          | 1          |            | 1          | 1          |            |            |            |
| <b>SEX</b>                 |            |            |            |            |            |            |            |            |            |            |
| Women                      | 105        | 135        | 111        | 125        | 146        | 119        | 124        | 107        | 131        | 112        |
| Men                        | 374        | 354        | 366        | 347        | 390        | 360        | 315        | 338        | 341        | 307        |
| <b>TERM</b>                |            |            |            |            |            |            |            |            |            |            |
| Summer                     | 208        | 245        | 218        | 211        | 227        | 175        | 172        | 167        | 183        | 154        |
| Fall                       | 143        | 119        | 133        | 137        | 157        | 173        | 120        | 150        | 161        | 128        |
| Winter                     | 128        | 125        | 126        | 124        | 152        | 131        | 147        | 128        | 128        | 137        |
| <b>TOTAL COLLEGE</b>       | <b>479</b> | <b>489</b> | <b>477</b> | <b>472</b> | <b>536</b> | <b>479</b> | <b>439</b> | <b>445</b> | <b>472</b> | <b>419</b> |
| % Increase - College       |            | 2.1        | -2.5       | -1.0       | 13.6       | -10.6      | -8.4       | 1.4        | 6.1        | -11.2      |
| - Campus                   |            | 14.1       | 2.7        | 6.3        | -.6        | -5.2       | -.9        | -4.1       | 8.0        | -2.0       |

MICHIGAN STATE UNIVERSITY  
Office of the Registrar  
Evaluation & Research

TRENDGRAPH OF DEGREES CONFERRED  
COLLEGE OF OSTEOPATHIC MEDICINE  
East Lansing Campus

Summer, Fall & Winter Terms



TYPE OF DEGREE

Bachelor of Science  
Doctor of Osteopathy

SEX

Women  
Men

TERM

Summer  
Fall  
Winter

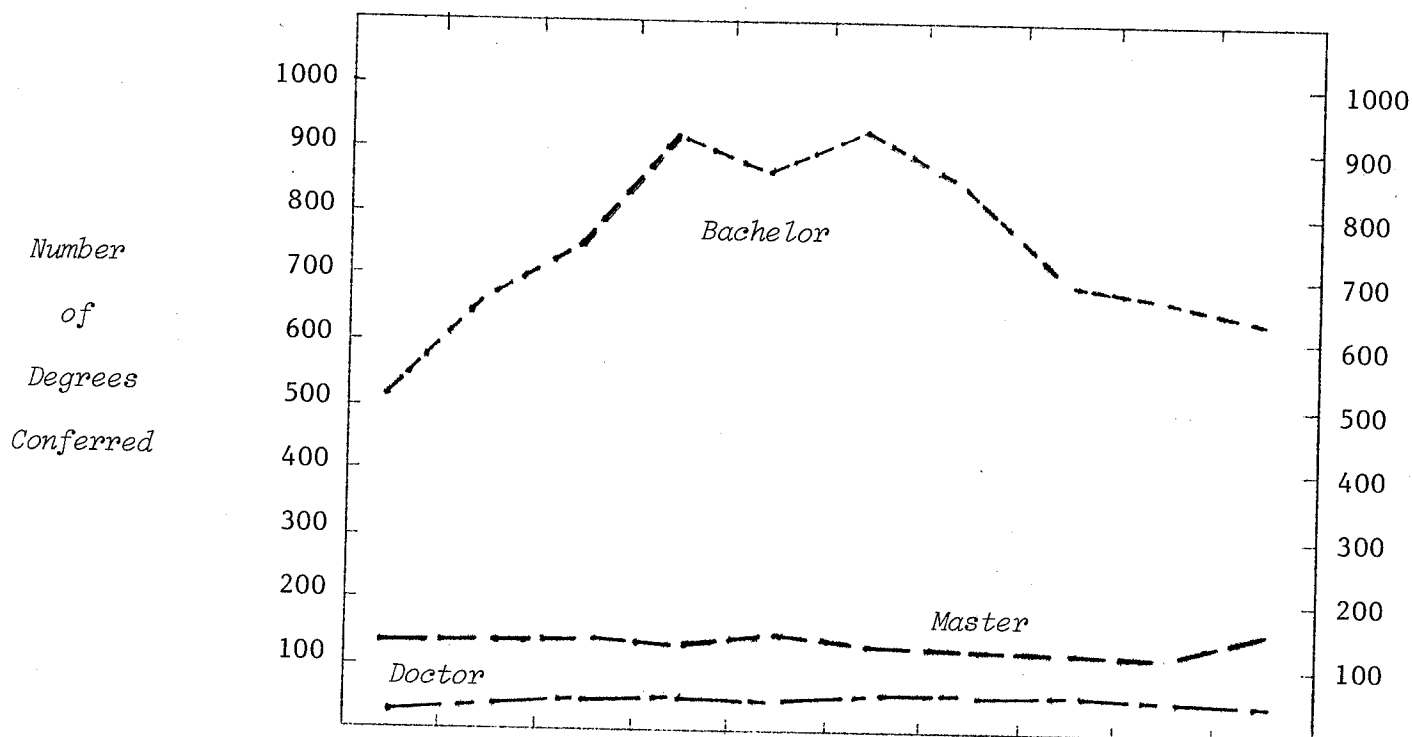
TOTAL COLLEGE

% Increase - College  
- Campus

|  |    |      |       |      |
|--|----|------|-------|------|
|  |    | 1    | 2     | 1    |
|  | 24 | 32   | 69    | 68   |
|  | 2  | 3    | 13    | 18   |
|  | 22 | 30   | 58    | 51   |
|  |    |      |       |      |
|  | 24 | 29   | 65    | 65   |
|  |    | 2    | 2     | 1    |
|  |    | 2    | 4     | 3    |
|  | 24 | 33   | 71    | 69   |
|  |    | 37.5 | 115.2 | -2.8 |
|  |    | -4.1 | 8.0   | -2.0 |

TRENDGRAPH OF DEGREES CONFERRED  
COLLEGE OF SOCIAL SCIENCE  
East Lansing Campus

Summer, Fall & Winter Terms



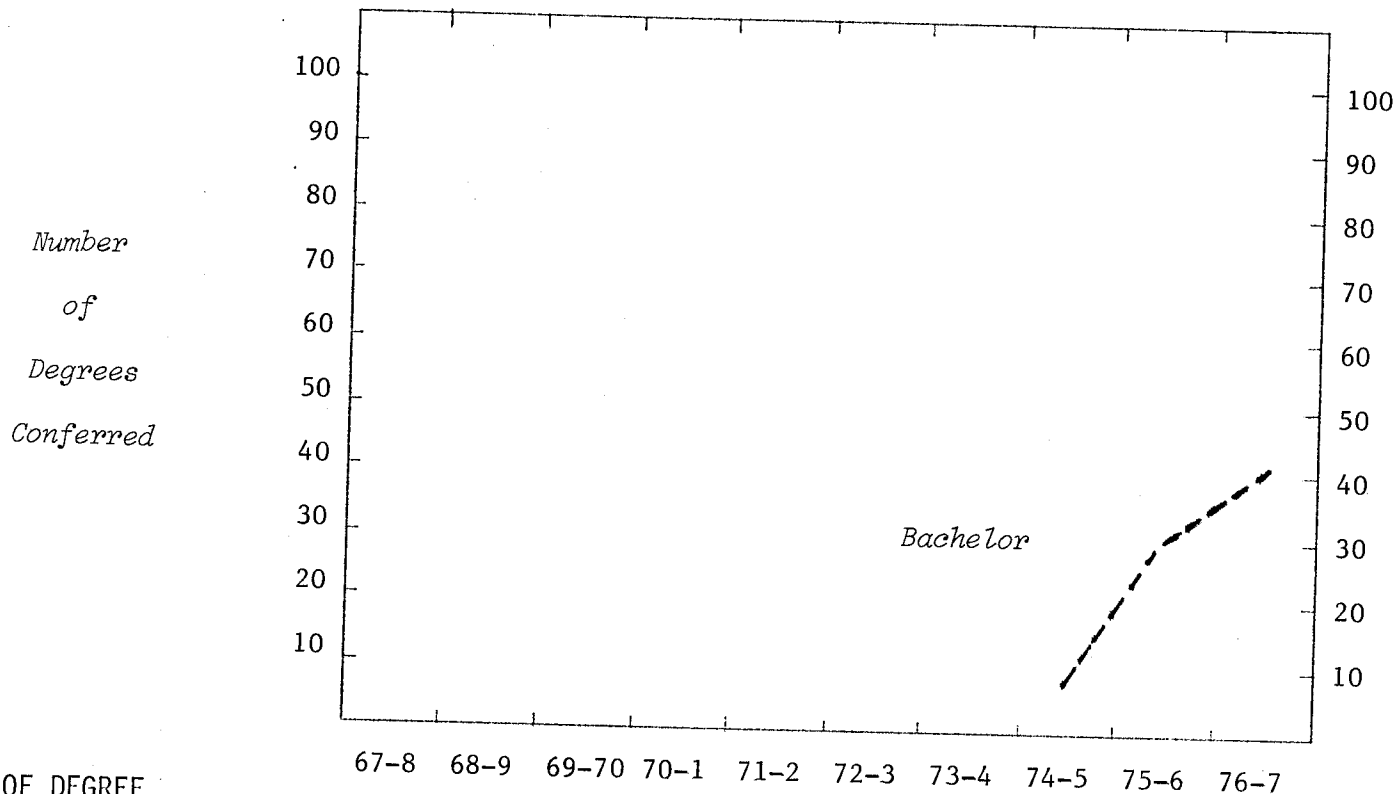
| TYPE OF DEGREE             | 67-8       | 68-9       | 69-70      | 70-1        | 71-2        | 72-3        | 73-4        | 74-5       | 75-6       | 76-7       |
|----------------------------|------------|------------|------------|-------------|-------------|-------------|-------------|------------|------------|------------|
| Bachelor of Arts           | 312        | 344        | 365        | 414         | 440         | 472         | 391         | 363        | 356        | 336        |
| Bachelor of Land. Arch.    |            | 3          |            | 3           |             |             | 2           | 3          | 13         | 18         |
| Bachelor of Science        | 206        | 327        | 383        | 485         | 442         | 447         | 434         | 332        | 308        | 265        |
| <i>Total Bachelors</i>     | <i>518</i> | <i>674</i> | <i>748</i> | <i>902</i>  | <i>882</i>  | <i>919</i>  | <i>827</i>  | <i>698</i> | <i>677</i> | <i>619</i> |
| Master of Arts             | 78         | 84         | 93         | 74          | 85          | 72          | 56          | 45         | 48         | 54         |
| Master of Arts for Teach.  | 8          | 6          | 3          | 2           |             | 1           | 1           |            |            |            |
| Master of Labor & Ind.Rel. | 10         | 17         | 16         | 18          | 32          | 36          | 42          | 40         | 43         | 53         |
| Master of Land. Arch.      | 2          |            | 2          |             | 1           |             |             |            | 1          |            |
| Master of Public Admin.    |            |            | 1          |             |             |             |             |            |            | 9          |
| Master of Science          | 27         | 32         | 21         | 34          | 30          | 26          | 25          | 36         | 25         | 36         |
| Master of Social Work      | 9          | 3          | 3          | 6           | 3           | 5           | 9           | 9          | 6          | 6          |
| Master of Urban Planning   | 6          | 4          | 9          | 6           | 3           | 8           | 12          | 4          | 6          | 11         |
| <i>Total Masters</i>       | <i>140</i> | <i>146</i> | <i>148</i> | <i>140</i>  | <i>154</i>  | <i>148</i>  | <i>145</i>  | <i>134</i> | <i>129</i> | <i>169</i> |
| Doctor of Philosophy       | 34         | 36         | 46         | 53          | 54          | 68          | 66          | 71         | 60         | 56         |
| Dipl. for Adv.Grad.Study   |            |            |            |             |             |             | 3           | 1          | 2          |            |
| <b>SEX</b>                 |            |            |            |             |             |             |             |            |            |            |
| Women                      | 197        | 245        | 302        | 330         | 376         | 401         | 357         | 308        | 330        | 342        |
| Men                        | 495        | 611        | 640        | 765         | 714         | 734         | 684         | 596        | 538        | 502        |
| <b>TERM</b>                |            |            |            |             |             |             |             |            |            |            |
| Summer                     | 282        | 380        | 404        | 463         | 471         | 417         | 437         | 343        | 341        | 323        |
| Fall                       | 217        | 221        | 287        | 335         | 293         | 360         | 319         | 298        | 281        | 279        |
| Winter                     | 193        | 255        | 251        | 297         | 326         | 358         | 285         | 263        | 246        | 242        |
| <b>TOTAL COLLEGE</b>       | <b>692</b> | <b>856</b> | <b>942</b> | <b>1095</b> | <b>1090</b> | <b>1135</b> | <b>1041</b> | <b>904</b> | <b>868</b> | <b>844</b> |
| % Increase - College       | 23.7       | 10.0       | 16.2       | -.5         | 4.1         | -8.3        | -13.2       | -4.0       | -2.8       |            |
| - Campus                   | 14.1       | 2.7        | 6.3        | -.6         | -5.2        | -.9         | -4.1        | 8.0        | -2.0       |            |



MICHIGAN STATE UNIVERSITY  
Office of the Registrar  
*Evaluation & Research*

TRENDGRAPH OF DEGREES CONFERRED  
COLLEGE OF URBAN DEVELOPMENT  
East Lansing Campus

Summer, Fall & Winter Terms



TYPE OF DEGREE  
Bachelor of Arts

SEX  
Women  
Men

|       |      |      |       |      |      |      |      |      |      |      |
|-------|------|------|-------|------|------|------|------|------|------|------|
|       | 67-8 | 68-9 | 69-70 | 70-1 | 71-2 | 72-3 | 73-4 | 74-5 | 75-6 | 76-7 |
| Women |      |      |       |      |      |      |      | 3    | 16   | 21   |
| Men   |      |      |       |      |      |      |      | 5    | 14   | 19   |

TERM  
Summer  
Fall  
Winter

|        |      |      |       |      |      |      |      |      |      |      |
|--------|------|------|-------|------|------|------|------|------|------|------|
|        | 67-8 | 68-9 | 69-70 | 70-1 | 71-2 | 72-3 | 73-4 | 74-5 | 75-6 | 76-7 |
| Summer |      |      |       |      |      |      |      | 1    | 11   | 16   |
| Fall   |      |      |       |      |      |      |      | 3    | 9    | 13   |
| Winter |      |      |       |      |      |      |      | 4    | 10   | 11   |

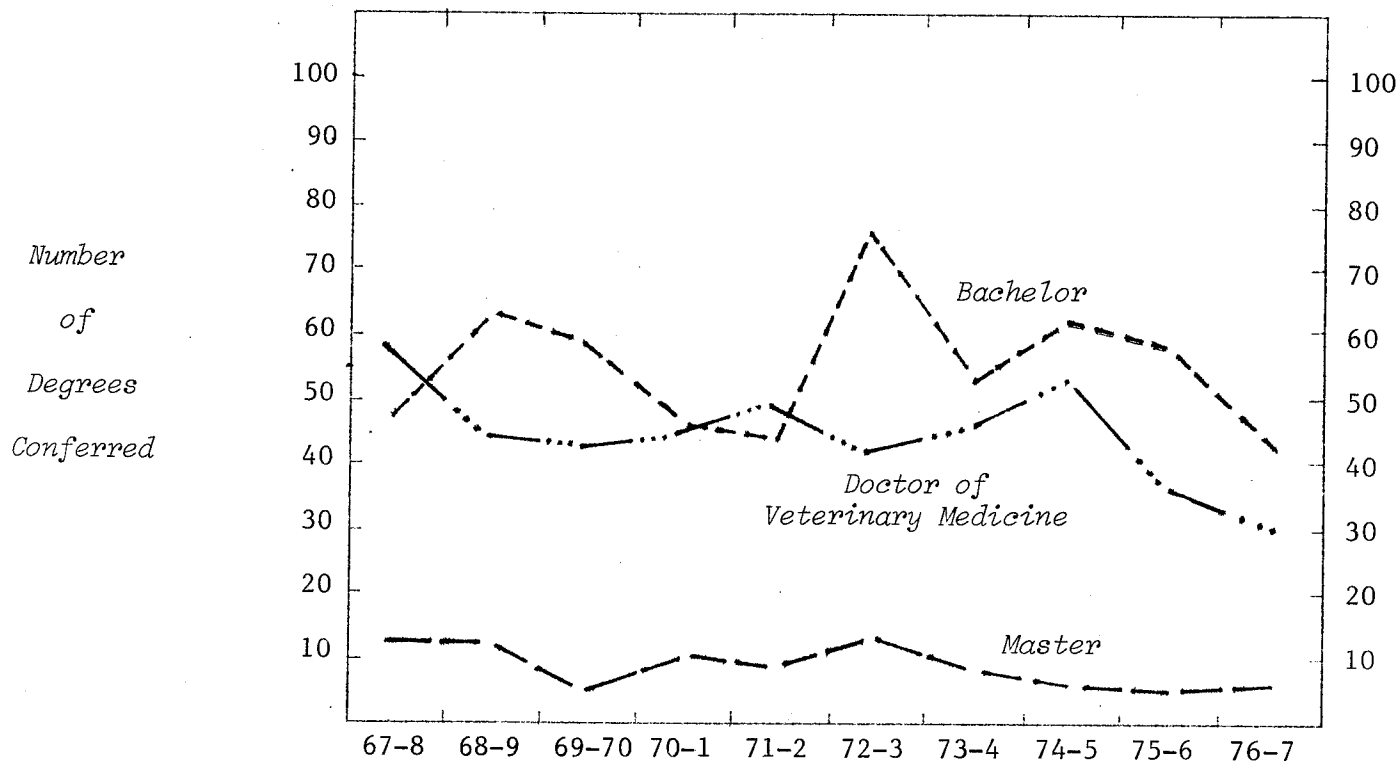
TOTAL COLLEGE  
% Increase - College  
- Campus

|                      |      |      |       |      |      |      |      |       |      |      |
|----------------------|------|------|-------|------|------|------|------|-------|------|------|
|                      | 67-8 | 68-9 | 69-70 | 70-1 | 71-2 | 72-3 | 73-4 | 74-5  | 75-6 | 76-7 |
| TOTAL COLLEGE        |      |      |       |      |      |      |      | 8     | 30   | 40   |
| % Increase - College |      |      |       |      |      |      |      | 275.0 | 33.3 |      |
| - Campus             |      |      |       |      |      |      |      | 8.0   | -2.0 |      |

MICHIGAN STATE UNIVERSITY  
Office of the Registrar  
*Evaluation & Research*

TRENDGRAPH OF DEGREES CONFERRED  
COLLEGE OF VETERINARY MEDICINE  
East Lansing Campus

Summer, Fall & Winter Terms



TYPE OF DEGREE

|                           |    |    |    |    |    |    |    |    |    |    |
|---------------------------|----|----|----|----|----|----|----|----|----|----|
| Bachelor of Science       | 49 | 64 | 59 | 47 | 46 | 75 | 54 | 62 | 59 | 42 |
| Master of Science         | 12 | 11 | 4  | 10 | 9  | 12 | 8  | 5  | 4  | 5  |
| Doctor of Philosophy      | 3  | 7  | 3  | 3  | 3  | 4  | 3  |    | 2  |    |
| Doctor of Veterinary Med. | 59 | 45 | 44 | 46 | 49 | 41 | 46 | 52 | 33 | 29 |

SEX

|       |     |     |    |    |    |     |    |    |    |    |
|-------|-----|-----|----|----|----|-----|----|----|----|----|
| Women | 19  | 20  | 21 | 21 | 20 | 30  | 34 | 30 | 29 | 29 |
| Men   | 104 | 107 | 89 | 85 | 87 | 102 | 77 | 89 | 69 | 47 |

TERM

|        |    |    |    |    |    |    |    |    |    |    |
|--------|----|----|----|----|----|----|----|----|----|----|
| Summer | 24 | 38 | 40 | 31 | 27 | 39 | 27 | 4  | 25 | 27 |
| Fall   | 80 | 60 | 51 | 55 | 56 | 48 | 47 | 89 | 27 | 13 |
| Winter | 19 | 29 | 19 | 20 | 24 | 45 | 37 | 26 | 46 | 36 |

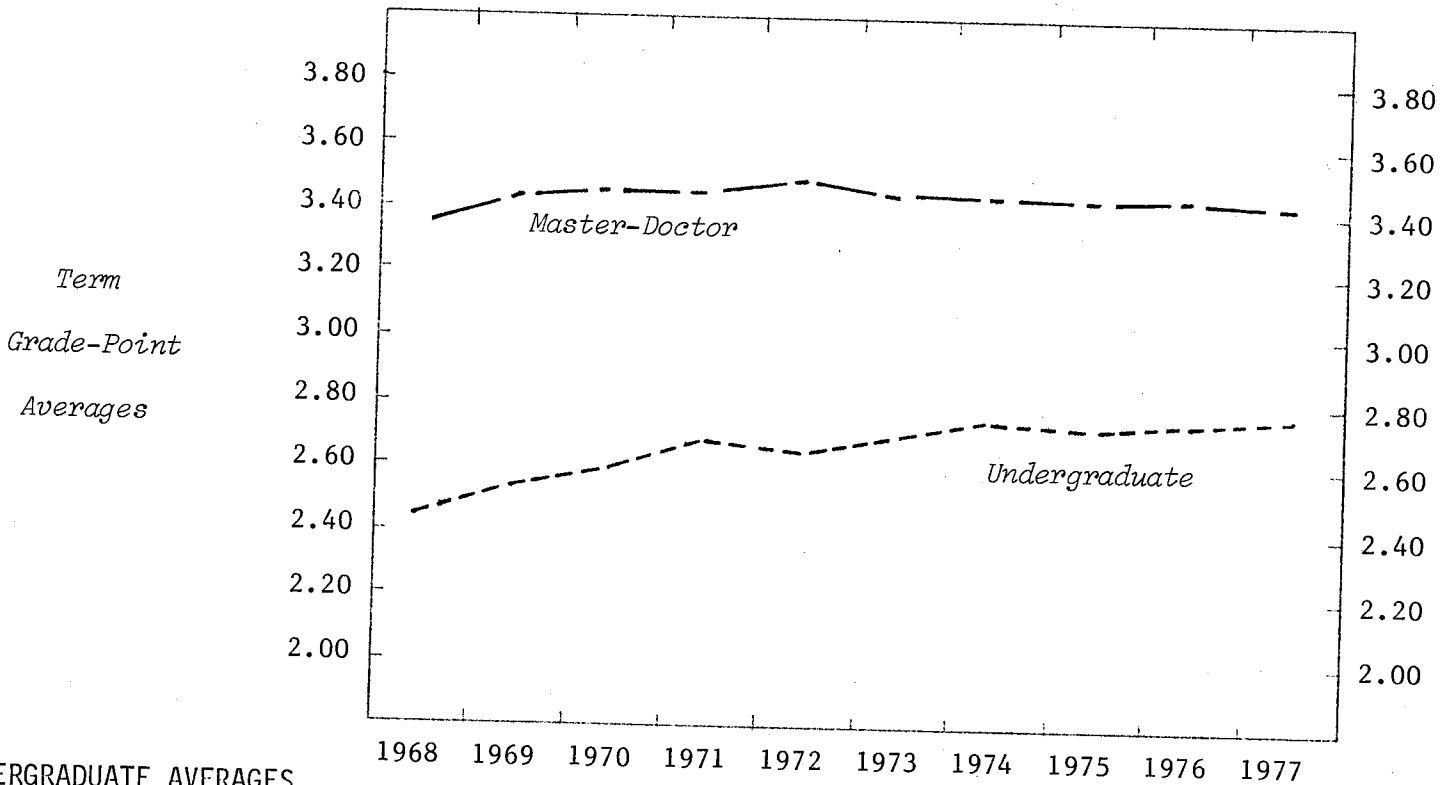
TOTAL COLLEGE

|                      |     |      |       |      |     |      |       |      |       |       |
|----------------------|-----|------|-------|------|-----|------|-------|------|-------|-------|
| TOTAL COLLEGE        | 123 | 127  | 110   | 106  | 107 | 132  | 111   | 119  | 98    | 76    |
| % Increase - College |     | 3.3  | -13.4 | -3.6 | .9  | 23.4 | -15.9 | 7.2  | -17.6 | -22.4 |
| - Campus             |     | 14.1 | 2.7   | 6.3  | -.6 | -5.2 | -.9   | -4.1 | 8.0   | -2.0  |

MICHIGAN STATE UNIVERSITY  
Office of the Registrar  
Evaluation & Research

TRENDGRAPH OF TERM GRADE-POINT AVERAGES  
COLLEGE OF AGRICULTURE AND NATURAL RESOURCES<sup>1</sup>  
East Lansing Campus

Winter Terms



UNDERGRADUATE AVERAGES

| <u>LEVEL</u>        | 1968 | 1969 | 1970 | 1971 | 1972 | 1973 | 1974 | 1975 | 1976 | 1977 |
|---------------------|------|------|------|------|------|------|------|------|------|------|
| Freshman            | 2.38 | 2.42 | 2.35 | 2.62 | 2.43 | 2.58 | 2.58 | 2.61 | 2.52 | 2.61 |
| Sophomore           | 2.38 | 2.49 | 2.46 | 2.60 | 2.64 | 2.72 | 2.72 | 2.62 | 2.80 | 2.72 |
| Junior              | 2.43 | 2.53 | 2.59 | 2.65 | 2.67 | 2.70 | 2.76 | 2.79 | 2.78 | 2.79 |
| Senior              | 2.53 | 2.73 | 2.79 | 2.83 | 2.86 | 2.86 | 2.91 | 2.89 | 2.87 | 2.88 |
| <u>SEX</u>          |      |      |      |      |      |      |      |      |      |      |
| Women               | 2.57 | 2.68 | 2.78 | 2.82 | 2.77 | 2.78 | 2.76 | 2.81 | 2.80 | 2.82 |
| Men                 | 2.43 | 2.54 | 2.59 | 2.69 | 2.67 | 2.73 | 2.78 | 2.75 | 2.76 | 2.77 |
| TOTAL UNDERGRADUATE | 2.44 | 2.55 | 2.60 | 2.70 | 2.68 | 2.74 | 2.78 | 2.76 | 2.77 | 2.79 |

GRADUATE AVERAGES

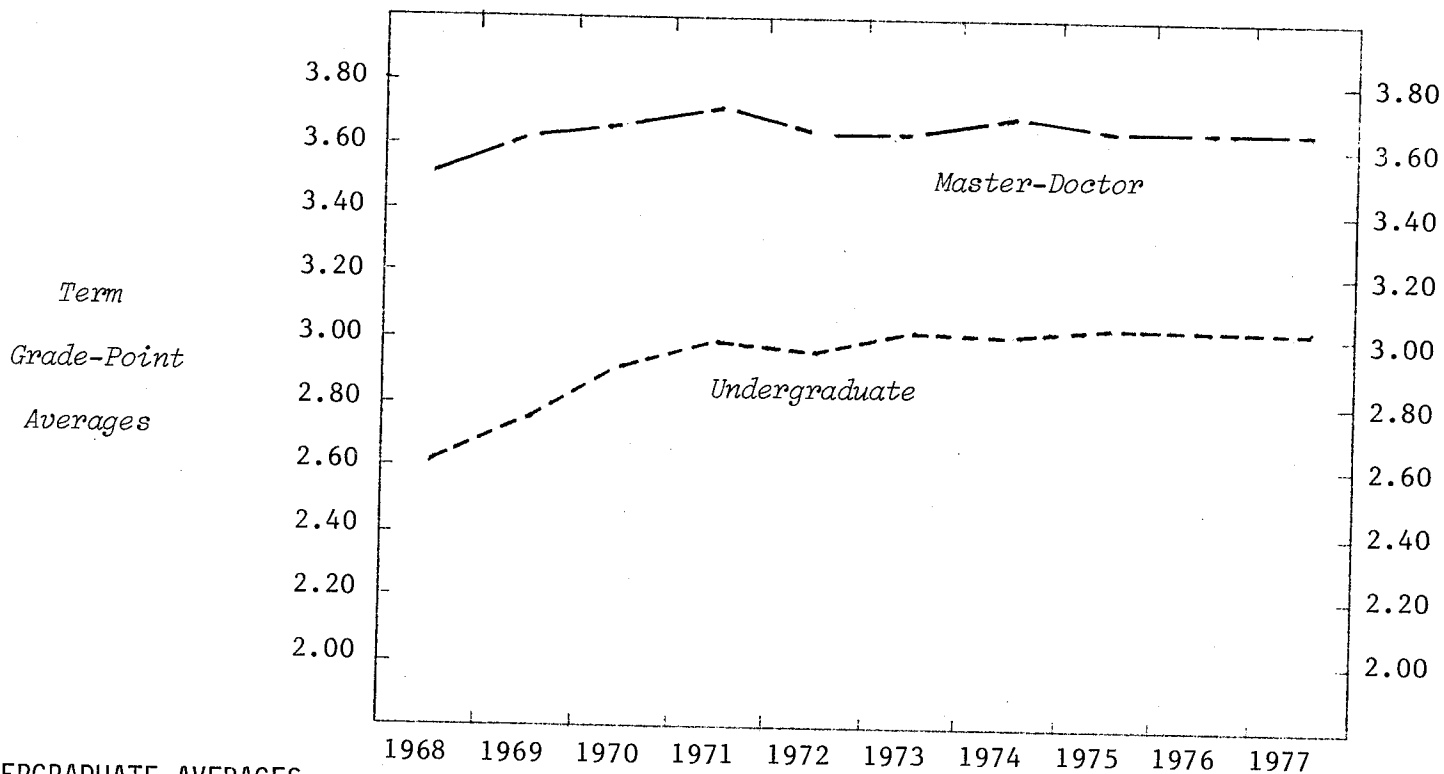
| <u>LEVEL</u>   | 1968 | 1969 | 1970 | 1971 | 1972 | 1973 | 1974 | 1975 | 1976 | 1977 |
|----------------|------|------|------|------|------|------|------|------|------|------|
| Master         | 3.31 | 3.38 | 3.38 | 3.45 | 3.48 | 3.45 | 3.42 | 3.39 | 3.41 | 3.40 |
| Doctor         | 3.41 | 3.50 | 3.50 | 3.49 | 3.50 | 3.47 | 3.48 | 3.47 | 3.45 | 3.43 |
| <u>SEX</u>     |      |      |      |      |      |      |      |      |      |      |
| Women          | 3.23 | 3.40 | 3.50 | 3.47 | 3.47 | 3.40 | 3.58 | 3.43 | 3.51 | 3.56 |
| Men            | 3.36 | 3.44 | 3.45 | 3.46 | 3.49 | 3.46 | 3.42 | 3.41 | 3.40 | 3.38 |
| TOTAL GRADUATE | 3.36 | 3.44 | 3.45 | 3.46 | 3.49 | 3.46 | 3.44 | 3.42 | 3.42 | 3.41 |

Note: 1) Does not include grades of students enrolled in the Agricultural Technology Program.

MICHIGAN STATE UNIVERSITY  
Office of the Registrar  
Evaluation & Research

TRENDGRAPH OF TERM GRADE-POINT AVERAGES  
COLLEGE OF ARTS AND LETTERS  
East Lansing Campus

Winter Terms



UNDERGRADUATE AVERAGES

| <u>LEVEL</u>        | 1968 | 1969 | 1970 | 1971 | 1972 | 1973 | 1974 | 1975 | 1976 | 1977 |
|---------------------|------|------|------|------|------|------|------|------|------|------|
| Freshman            | 2.52 | 2.73 | 2.86 | 2.98 | 2.92 | 2.95 | 2.92 | 2.94 | 2.89 | 2.90 |
| Sophomore           | 2.54 | 2.73 | 2.84 | 2.90 | 2.86 | 2.91 | 2.88 | 2.94 | 2.95 | 2.95 |
| Junior              | 2.66 | 2.76 | 2.94 | 3.00 | 2.96 | 2.99 | 3.06 | 3.03 | 3.04 | 2.99 |
| Senior              | 2.70 | 2.91 | 3.06 | 3.15 | 3.10 | 3.18 | 3.16 | 3.17 | 3.13 | 3.16 |
| <u>SEX</u>          |      |      |      |      |      |      |      |      |      |      |
| Women               | 2.63 | 2.81 | 2.94 | 3.02 | 3.01 | 3.06 | 3.07 | 3.06 | 3.07 | 3.08 |
| Men                 | 2.56 | 2.71 | 2.89 | 2.97 | 2.89 | 2.96 | 2.93 | 2.98 | 2.96 | 2.92 |
| TOTAL UNDERGRADUATE | 2.61 | 2.78 | 2.92 | 3.00 | 2.97 | 3.02 | 3.01 | 3.03 | 3.02 | 3.02 |

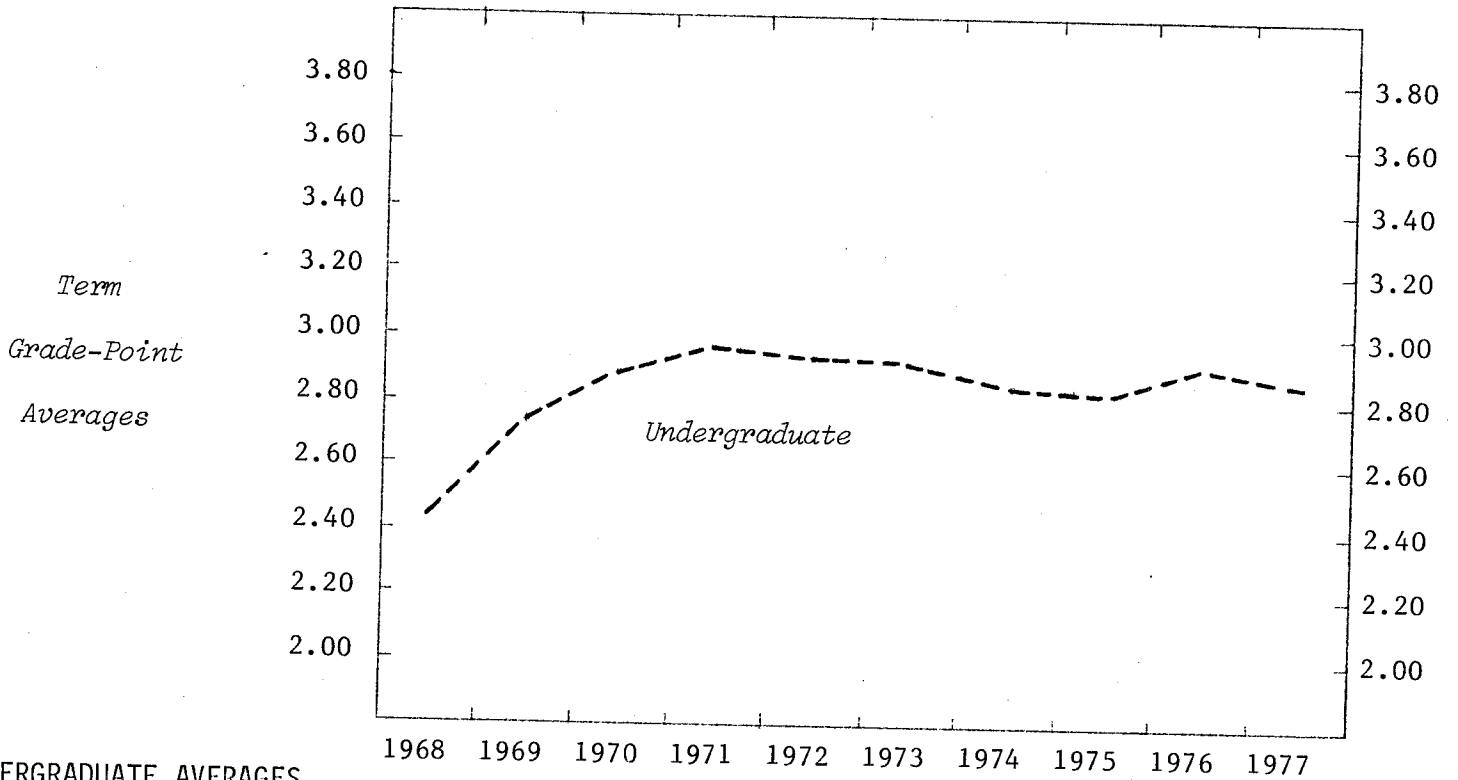
GRADUATE AVERAGES

| <u>LEVEL</u>   | 1968 | 1969 | 1970 | 1971 | 1972 | 1973 | 1974 | 1975 | 1976 | 1977 |
|----------------|------|------|------|------|------|------|------|------|------|------|
| Master         | 3.48 | 3.57 | 3.57 | 3.67 | 3.60 | 3.63 | 3.70 | 3.65 | 3.64 | 3.64 |
| Doctor         | 3.61 | 3.75 | 3.82 | 3.89 | 3.76 | 3.76 | 3.80 | 3.70 | 3.78 | 3.74 |
| <u>SEX</u>     |      |      |      |      |      |      |      |      |      |      |
| Women          | 3.53 | 3.57 | 3.65 | 3.67 | 3.62 | 3.65 | 3.74 | 3.69 | 3.67 | 3.68 |
| Men            | 3.53 | 3.68 | 3.70 | 3.76 | 3.65 | 3.66 | 3.69 | 3.64 | 3.65 | 3.64 |
| TOTAL GRADUATE | 3.53 | 3.63 | 3.68 | 3.72 | 3.64 | 3.66 | 3.71 | 3.66 | 3.66 | 3.66 |

MICHIGAN STATE UNIVERSITY  
Office of the Registrar  
*Evaluation & Research*

TRENDGRAPH OF TERM GRADE-POINT AVERAGES  
LYMAN BRIGGS COLLEGE  
East Lansing Campus

Winter Terms



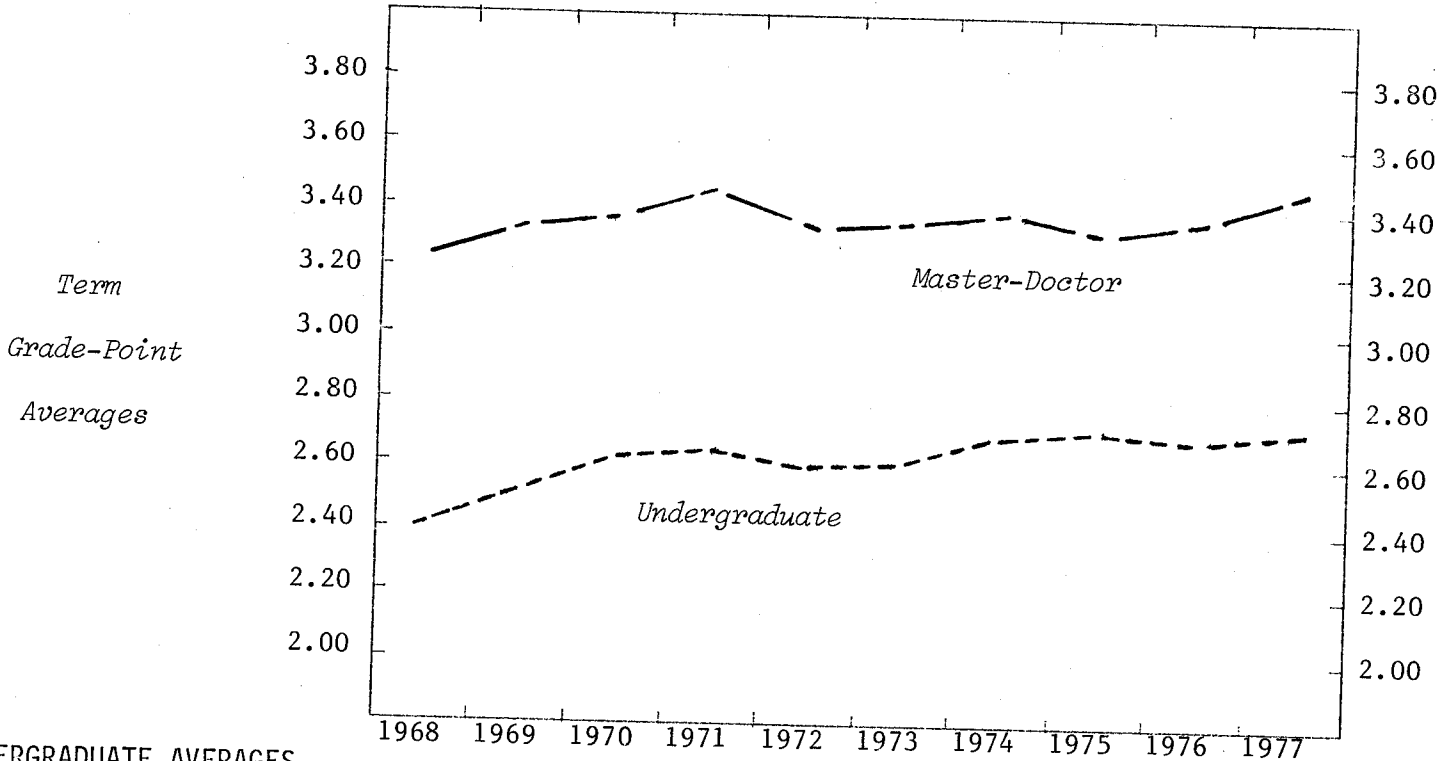
UNDERGRADUATE AVERAGES

| <u>LEVEL</u>               | 1968        | 1969        | 1970        | 1971        | 1972        | 1973        | 1974        | 1975        | 1976        | 1977        |
|----------------------------|-------------|-------------|-------------|-------------|-------------|-------------|-------------|-------------|-------------|-------------|
| Freshman                   | 2.43        | 2.75        | 2.85        | 3.04        | 2.86        | 2.77        | 2.69        | 2.69        | 2.72        | 2.75        |
| Sophomore                  | 2.19        | 2.76        | 2.92        | 2.88        | 3.03        | 3.00        | 2.89        | 2.83        | 3.05        | 2.89        |
| Junior                     |             | 2.85        | 2.99        | 2.93        | 3.01        | 3.11        | 3.05        | 2.98        | 2.91        | 2.88        |
| Senior                     |             |             | 2.78        | 3.24        | 3.14        | 3.15        | 3.20        | 3.12        | 3.04        | 3.04        |
| <u>SEX</u>                 |             |             |             |             |             |             |             |             |             |             |
| Women                      | 2.63        | 2.81        | 2.92        | 3.04        | 3.04        | 2.98        | 2.96        | 2.89        | 2.93        | 2.93        |
| Men                        | 2.37        | 2.73        | 2.90        | 2.97        | 2.92        | 2.92        | 2.82        | 2.80        | 2.90        | 2.82        |
| <b>TOTAL UNDERGRADUATE</b> | <b>2.43</b> | <b>2.75</b> | <b>2.90</b> | <b>2.99</b> | <b>2.96</b> | <b>2.94</b> | <b>2.86</b> | <b>2.83</b> | <b>2.91</b> | <b>2.86</b> |

MICHIGAN STATE UNIVERSITY  
Office of the Registrar  
Evaluation & Research

TRENDGRAPH OF TERM GRADE-POINT AVERAGES  
COLLEGE OF BUSINESS  
East Lansing Campus

Winter Terms



UNDERGRADUATE AVERAGES

| <u>LEVEL</u>        | 1968 | 1969 | 1970 | 1971 | 1972 | 1973 | 1974 | 1975 | 1976 | 1977 |
|---------------------|------|------|------|------|------|------|------|------|------|------|
| Freshman            | 2.25 | 2.48 | 2.50 | 2.55 | 2.58 | 2.61 | 2.61 | 2.65 | 2.63 | 2.64 |
| Sophomore           | 2.38 | 2.39 | 2.50 | 2.54 | 2.52 | 2.54 | 2.61 | 2.64 | 2.62 | 2.65 |
| Junior              | 2.38 | 2.54 | 2.63 | 2.63 | 2.59 | 2.56 | 2.69 | 2.73 | 2.74 | 2.77 |
| Senior              | 2.51 | 2.67 | 2.74 | 2.79 | 2.70 | 2.70 | 2.86 | 2.83 | 2.76 | 2.81 |
| <u>SEX</u>          |      |      |      |      |      |      |      |      |      |      |
| Women               | 2.47 | 2.65 | 2.76 | 2.73 | 2.64 | 2.71 | 2.79 | 2.78 | 2.77 | 2.80 |
| Men                 | 2.39 | 2.52 | 2.60 | 2.64 | 2.60 | 2.58 | 2.68 | 2.70 | 2.67 | 2.69 |
| TOTAL UNDERGRADUATE | 2.40 | 2.54 | 2.62 | 2.65 | 2.60 | 2.61 | 2.70 | 2.72 | 2.70 | 2.73 |

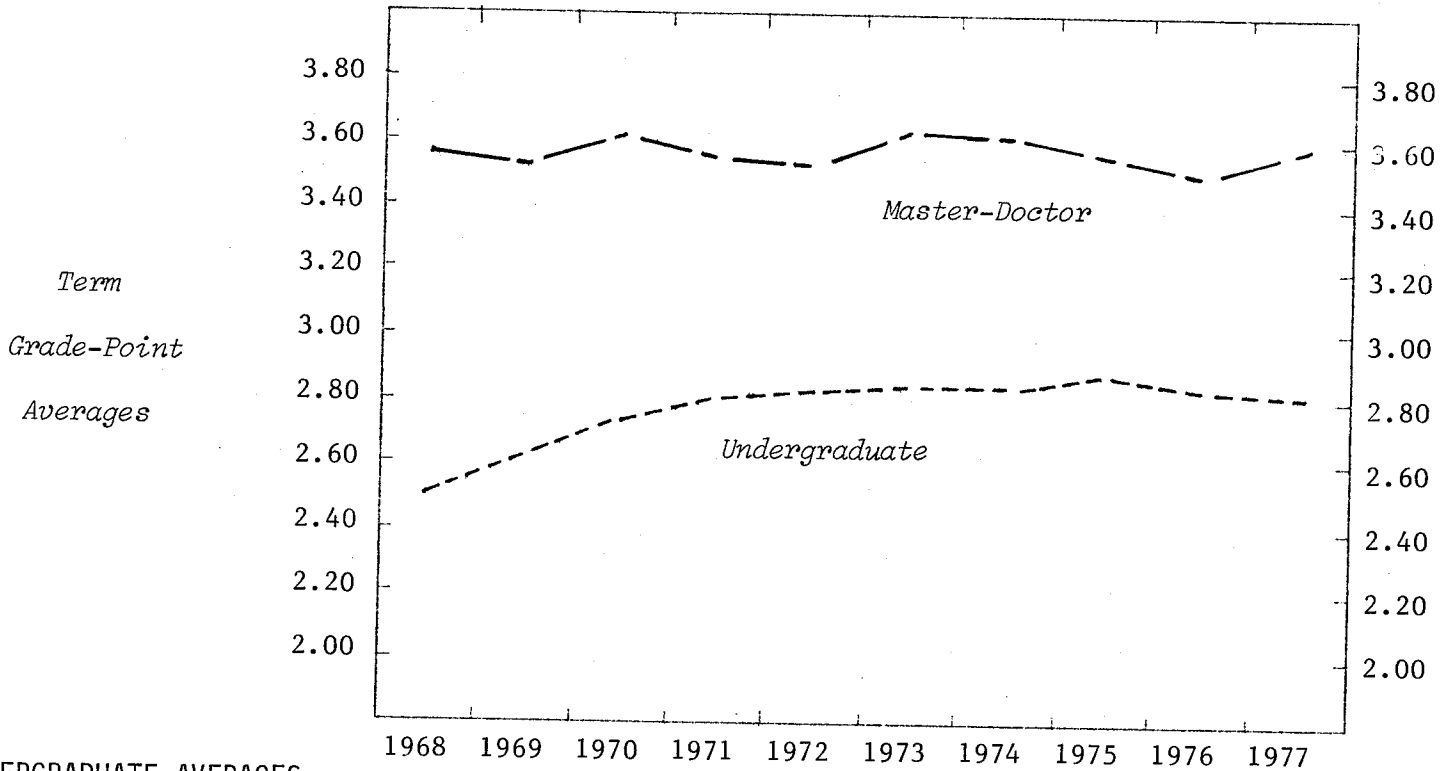
GRADUATE AVERAGES

| <u>LEVEL</u>   | 1968 | 1969 | 1970 | 1971 | 1972 | 1973 | 1974 | 1975 | 1976 | 1977 |
|----------------|------|------|------|------|------|------|------|------|------|------|
| Master         | 3.23 | 3.35 | 3.36 | 3.45 | 3.33 | 3.36 | 3.37 | 3.33 | 3.37 | 3.44 |
| Doctor         | 3.31 | 3.40 | 3.58 | 3.52 | 3.55 | 3.48 | 3.55 | 3.51 | 3.50 | 3.69 |
| <u>SEX</u>     |      |      |      |      |      |      |      |      |      |      |
| Women          | 3.09 | 3.28 | 3.41 | 3.45 | 3.42 | 3.42 | 3.37 | 3.26 | 3.39 | 3.40 |
| Men            | 3.25 | 3.36 | 3.39 | 3.46 | 3.35 | 3.36 | 3.39 | 3.35 | 3.38 | 3.48 |
| TOTAL GRADUATE | 3.24 | 3.36 | 3.39 | 3.46 | 3.36 | 3.37 | 3.39 | 3.34 | 3.38 | 3.46 |

MICHIGAN STATE UNIVERSITY  
Office of the Registrar  
*Evaluation & Research*

TRENDGRAPH OF TERM GRADE-POINT AVERAGES  
COLLEGE OF COMMUNICATION ARTS AND SCIENCES  
East Lansing Campus

Winter Terms



UNDERGRADUATE AVERAGES

| <u>LEVEL</u>        | 1968 | 1969 | 1970 | 1971 | 1972 | 1973 | 1974 | 1975 | 1976 | 1977 |
|---------------------|------|------|------|------|------|------|------|------|------|------|
| Freshman            | 2.44 | 2.59 | 2.72 | 2.79 | 2.80 | 2.76 | 2.70 | 2.76 | 2.76 | 2.76 |
| Sophomore           | 2.40 | 2.67 | 2.67 | 2.82 | 2.74 | 2.76 | 2.77 | 2.83 | 2.79 | 2.70 |
| Junior              | 2.53 | 2.63 | 2.77 | 2.76 | 2.78 | 2.86 | 2.91 | 2.92 | 2.87 | 2.81 |
| Senior              | 2.57 | 2.65 | 2.84 | 2.87 | 2.98 | 2.98 | 2.95 | 3.00 | 2.93 | 2.92 |
| <u>SEX</u>          |      |      |      |      |      |      |      |      |      |      |
| Women               | 2.61 | 2.74 | 2.86 | 2.94 | 2.91 | 2.92 | 2.90 | 2.96 | 2.93 | 2.91 |
| Men                 | 2.40 | 2.56 | 2.68 | 2.72 | 2.75 | 2.79 | 2.80 | 2.83 | 2.75 | 2.69 |
| TOTAL UNDERGRADUATE | 2.50 | 2.64 | 2.76 | 2.81 | 2.83 | 2.85 | 2.85 | 2.90 | 2.85 | 2.81 |

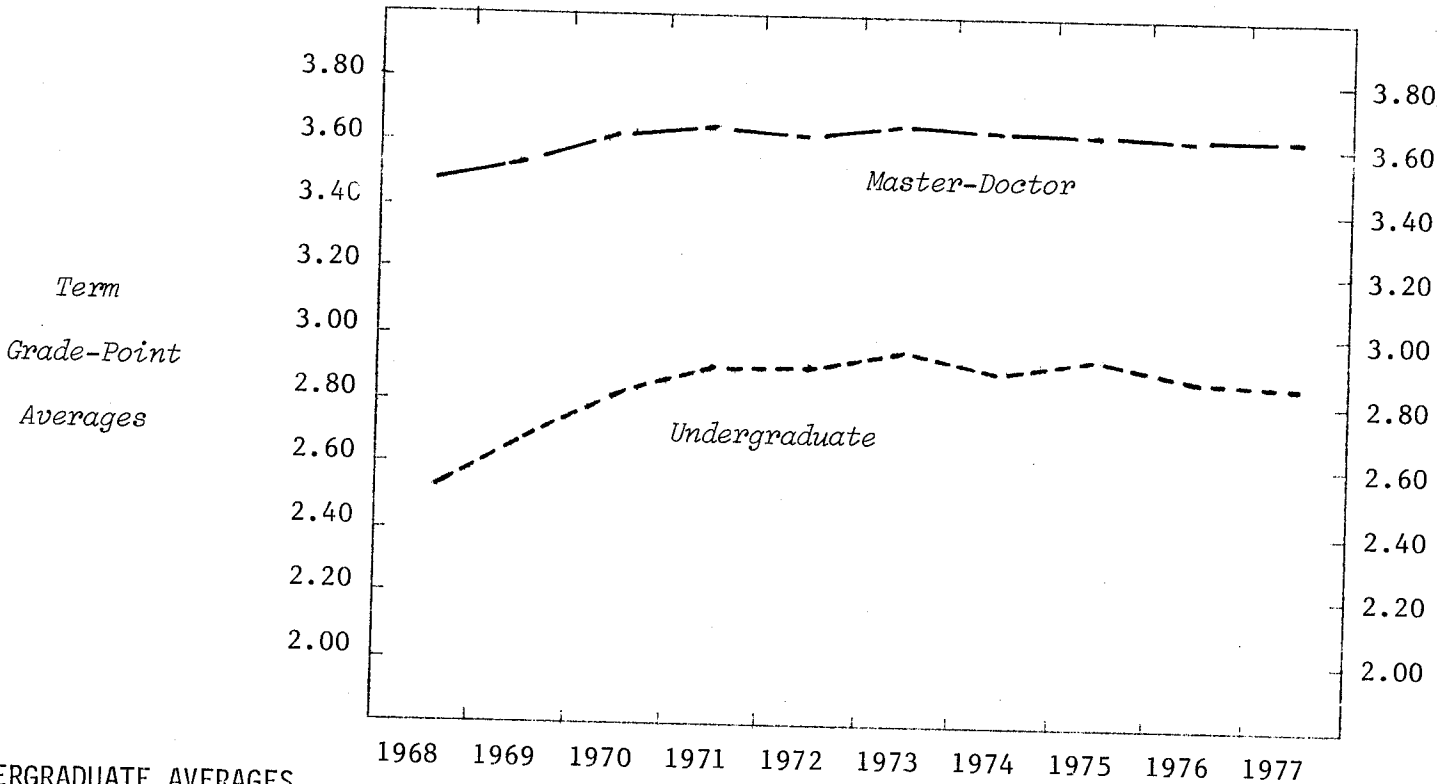
GRADUATE AVERAGES

| <u>LEVEL</u>   | 1968 | 1969 | 1970 | 1971 | 1972 | 1973 | 1974 | 1975 | 1976 | 1977 |
|----------------|------|------|------|------|------|------|------|------|------|------|
| Master         | 3.57 | 3.48 | 3.57 | 3.57 | 3.54 | 3.64 | 3.59 | 3.56 | 3.51 | 3.60 |
| Doctor         | 3.59 | 3.69 | 3.80 | 3.59 | 3.71 | 3.52 | 3.71 | 3.74 | 3.64 | 3.60 |
| <u>SEX</u>     |      |      |      |      |      |      |      |      |      |      |
| Women          | 3.56 | 3.59 | 3.60 | 3.65 | 3.54 | 3.66 | 3.66 | 3.59 | 3.51 | 3.65 |
| Men            | 3.58 | 3.52 | 3.62 | 3.54 | 3.57 | 3.60 | 3.57 | 3.56 | 3.53 | 3.52 |
| TOTAL GRADUATE | 3.58 | 3.54 | 3.61 | 3.57 | 3.55 | 3.63 | 3.61 | 3.58 | 3.52 | 3.60 |

MICHIGAN STATE UNIVERSITY  
Office of the Registrar  
Evaluation & Research

TRENDGRAPH OF TERM GRADE-POINT AVERAGES  
COLLEGE OF EDUCATION  
East Lansing Campus

Winter Terms



UNDERGRADUATE AVERAGES

| <u>LEVEL</u>        | 1968 | 1969 | 1970 | 1971 | 1972 | 1973 | 1974 | 1975 | 1976 | 1977 |
|---------------------|------|------|------|------|------|------|------|------|------|------|
| Freshman            | 2.38 | 2.53 | 2.63 | 2.82 | 2.77 | 2.80 | 2.77 | 2.74 | 2.72 | 2.62 |
| Sophomore           | 2.36 | 2.57 | 2.70 | 2.75 | 2.75 | 2.76 | 2.77 | 2.73 | 2.69 | 2.75 |
| Junior              | 2.60 | 2.78 | 2.91 | 2.97 | 3.03 | 3.06 | 2.99 | 3.09 | 2.97 | 2.97 |
| Senior              | 2.72 | 2.88 | 3.05 | 3.16 | 3.05 | 3.16 | 3.08 | 3.10 | 3.10 | 3.05 |
| Special             | 2.70 | 2.70 | 3.16 | 3.35 | 3.01 | 3.43 | 3.28 | 3.37 | 3.24 | 3.24 |
| <u>SEX</u>          |      |      |      |      |      |      |      |      |      |      |
| Women               | 2.55 | 2.73 | 2.86 | 2.98 | 2.99 | 3.04 | 2.98 | 3.00 | 2.95 | 2.93 |
| Men                 | 2.32 | 2.49 | 2.65 | 2.74 | 2.67 | 2.78 | 2.74 | 2.82 | 2.71 | 2.74 |
| TOTAL UNDERGRADUATE | 2.51 | 2.69 | 2.83 | 2.94 | 2.93 | 2.98 | 2.92 | 2.96 | 2.90 | 2.89 |

GRADUATE AVERAGES

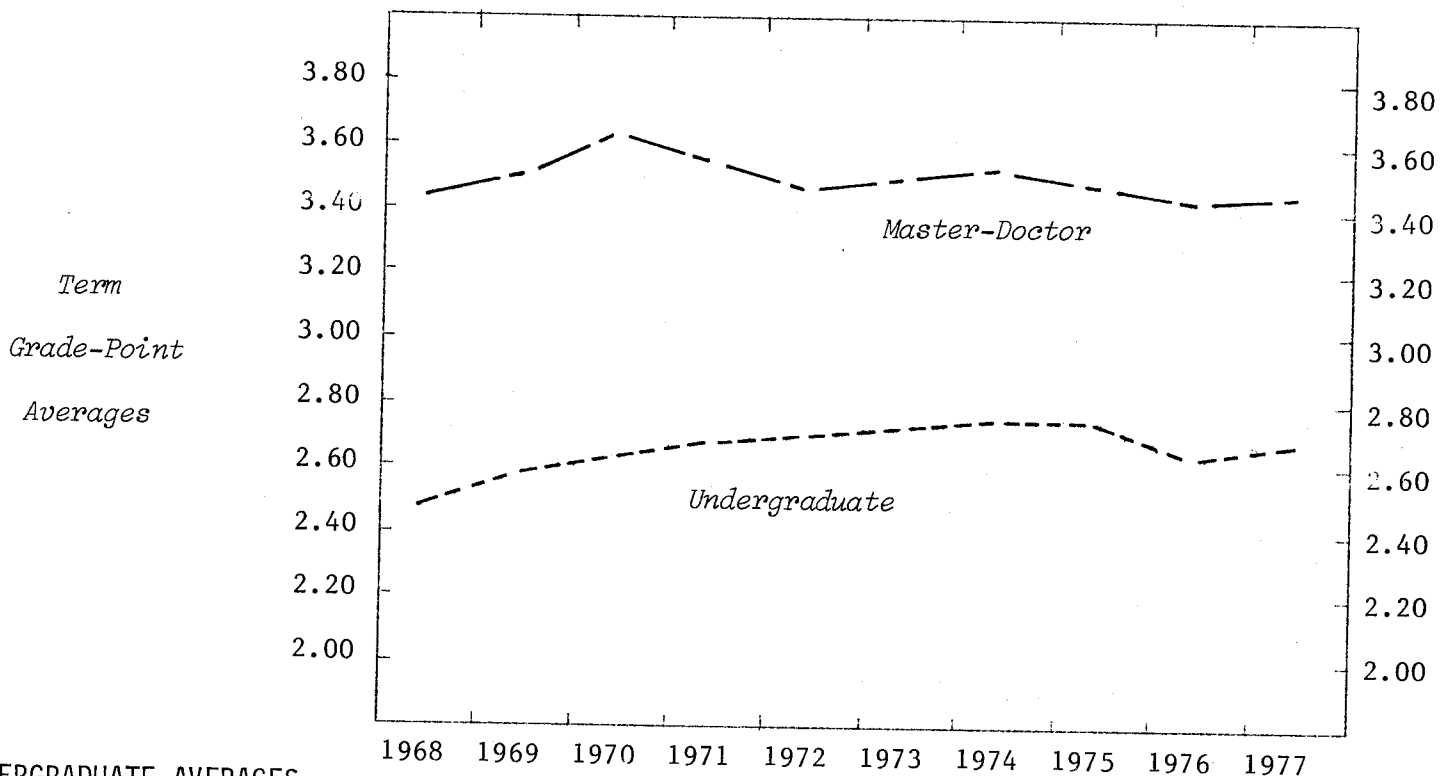
| <u>LEVEL</u>   | 1968 | 1969 | 1970 | 1971 | 1972 | 1973 | 1974 | 1975 | 1976 | 1977 |
|----------------|------|------|------|------|------|------|------|------|------|------|
| Master         | 3.43 | 3.50 | 3.57 | 3.61 | 3.60 | 3.65 | 3.61 | 3.63 | 3.60 | 3.59 |
| Doctor         | 3.62 | 3.67 | 3.73 | 3.76 | 3.68 | 3.69 | 3.73 | 3.70 | 3.67 | 3.67 |
| <u>SEX</u>     |      |      |      |      |      |      |      |      |      |      |
| Women          | 3.50 | 3.57 | 3.64 | 3.67 | 3.67 | 3.70 | 3.69 | 3.68 | 3.64 | 3.65 |
| Men            | 3.48 | 3.53 | 3.61 | 3.65 | 3.58 | 3.62 | 3.61 | 3.62 | 3.60 | 3.58 |
| TOTAL GRADUATE | 3.48 | 3.55 | 3.62 | 3.66 | 3.62 | 3.66 | 3.65 | 3.65 | 3.62 | 3.62 |



MICHIGAN STATE UNIVERSITY  
Office of the Registrar  
Evaluation & Research

TRENDGRAPH OF TERM GRADE-POINT AVERAGES  
COLLEGE OF ENGINEERING  
East Lansing Campus

Winter Terms



UNDERGRADUATE AVERAGES

| <u>LEVEL</u>        | 1968 | 1969 | 1970 | 1971 | 1972 | 1973 | 1974 | 1975 | 1976 | 1977 |
|---------------------|------|------|------|------|------|------|------|------|------|------|
| Freshman            | 2.37 | 2.47 | 2.60 | 2.57 | 2.48 | 2.55 | 2.67 | 2.68 | 2.50 | 2.59 |
| Sophomore           | 2.32 | 2.45 | 2.49 | 2.54 | 2.61 | 2.70 | 2.65 | 2.67 | 2.56 | 2.58 |
| Junior              | 2.65 | 2.71 | 2.69 | 2.71 | 2.80 | 2.74 | 2.80 | 2.75 | 2.75 | 2.74 |
| Senior              | 2.78 | 2.88 | 2.95 | 2.94 | 2.98 | 2.93 | 2.99 | 3.02 | 2.85 | 2.85 |
| <u>SEX</u>          |      |      |      |      |      |      |      |      |      |      |
| Women               | 2.32 | 2.75 | 2.89 | 2.88 | 2.81 | 2.88 | 2.95 | 2.93 | 2.78 | 2.81 |
| Men                 | 2.50 | 2.60 | 2.65 | 2.68 | 2.71 | 2.75 | 2.78 | 2.76 | 2.64 | 2.68 |
| TOTAL UNDERGRADUATE | 2.49 | 2.60 | 2.66 | 2.69 | 2.71 | 2.76 | 2.79 | 2.78 | 2.66 | 2.70 |

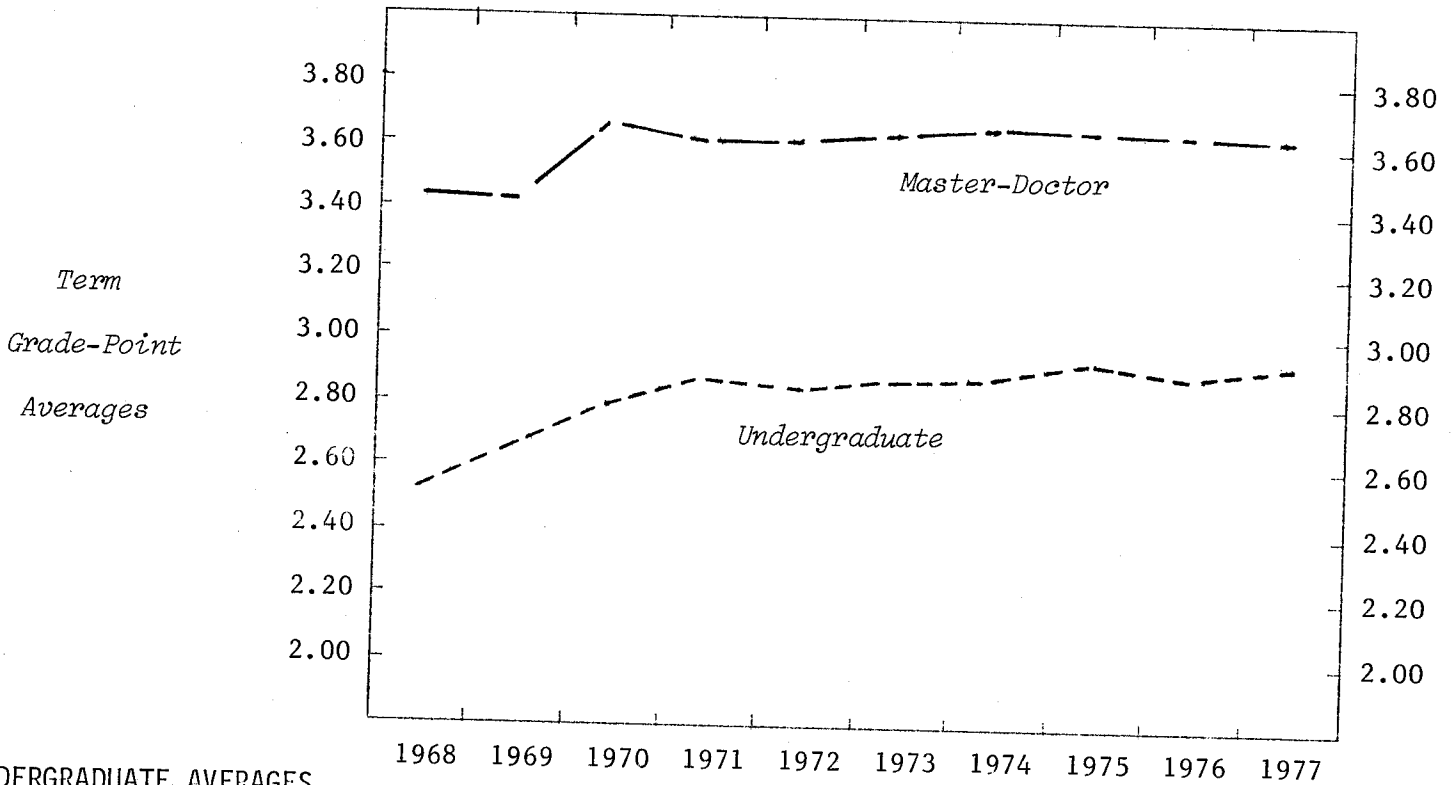
GRADUATE AVERAGES

| <u>LEVEL</u>   | 1968 | 1969 | 1970 | 1971 | 1972 | 1973 | 1974 | 1975 | 1976 | 1977 |
|----------------|------|------|------|------|------|------|------|------|------|------|
| Master         | 3.36 | 3.47 | 3.62 | 3.51 | 3.50 | 3.48 | 3.51 | 3.48 | 3.39 | 3.42 |
| Doctor         | 3.56 | 3.61 | 3.70 | 3.72 | 3.46 | 3.63 | 3.66 | 3.51 | 3.52 | 3.63 |
| <u>SEX</u>     |      |      |      |      |      |      |      |      |      |      |
| Women          |      |      |      |      |      |      |      |      | 3.08 | 3.52 |
| Men            | 3.45 | 3.52 | 3.66 | 3.58 | 3.49 | 3.51 | 3.54 | 3.49 | 3.44 | 3.44 |
| TOTAL GRADUATE | 3.44 | 3.52 | 3.65 | 3.59 | 3.49 | 3.51 | 3.53 | 3.49 | 3.42 | 3.45 |

MICHIGAN STATE UNIVERSITY  
Office of the Registrar  
Evaluation & Research

TRENDGRAPH OF TERM GRADE-POINT AVERAGES  
COLLEGE OF HUMAN ECOLOGY  
East Lansing Campus

Winter Terms



UNDERGRADUATE AVERAGES

| LEVEL               | 1968 | 1969 | 1970 | 1971 | 1972 | 1973 | 1974 | 1975 | 1976 | 1977 |
|---------------------|------|------|------|------|------|------|------|------|------|------|
| Freshman            | 2.46 | 2.55 | 2.67 | 2.92 | 2.80 | 2.81 | 2.83 | 2.83 | 2.73 | 2.91 |
| Sophomore           | 2.41 | 2.63 | 2.74 | 2.77 | 2.74 | 2.70 | 2.82 | 2.82 | 2.80 | 2.69 |
| Junior              | 2.51 | 2.68 | 2.82 | 2.91 | 2.80 | 2.91 | 2.88 | 2.95 | 2.91 | 2.94 |
| Senior              | 2.75 | 2.83 | 2.94 | 2.96 | 3.02 | 3.02 | 3.05 | 3.07 | 3.08 | 3.13 |
| SEX                 |      |      |      |      |      |      |      |      |      |      |
| Women               | 2.53 | 2.69 | 2.80 | 2.89 | 2.84 | 2.88 | 2.90 | 2.94 | 2.93 | 2.95 |
| Men                 | 2.14 | 2.13 | 2.99 | 2.72 | 2.41 | 2.50 | 2.65 | 2.68 | 2.56 | 2.66 |
| TOTAL UNDERGRADUATE | 2.52 | 2.68 | 2.80 | 2.89 | 2.84 | 2.87 | 2.90 | 2.94 | 2.91 | 2.94 |

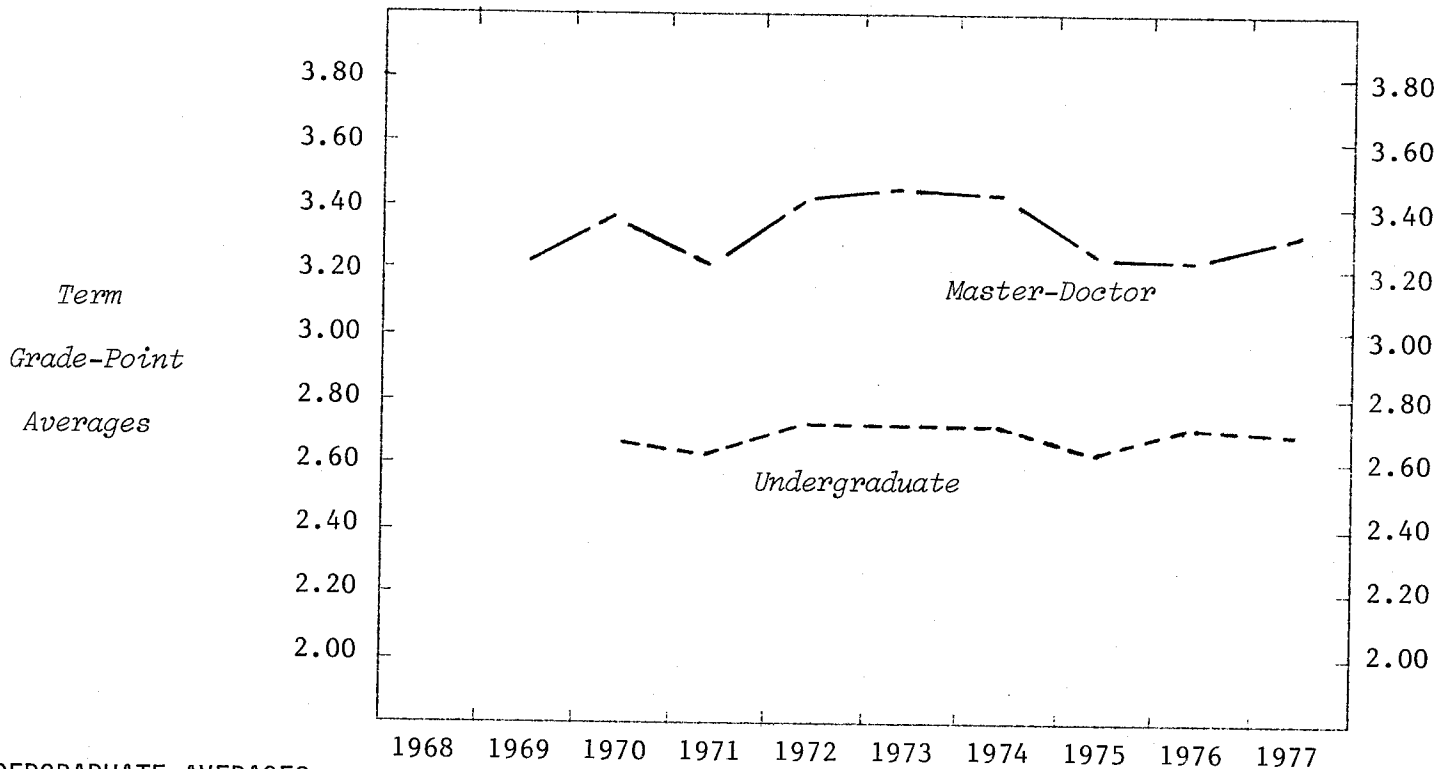
GRADUATE AVERAGES

| LEVEL          | 1968 | 1969 | 1970 | 1971 | 1972 | 1973 | 1974 | 1975 | 1976 | 1977 |
|----------------|------|------|------|------|------|------|------|------|------|------|
| Master         | 3.42 | 3.36 | 3.66 | 3.58 | 3.59 | 3.62 | 3.64 | 3.65 | 3.64 | 3.65 |
| Doctor         | 3.65 | 3.78 | 3.79 | 3.78 | 3.68 | 3.66 | 3.78 | 3.72 | 3.63 | 3.49 |
| SEX            |      |      |      |      |      |      |      |      |      |      |
| Women          | 3.48 | 3.42 | 3.69 | 3.58 | 3.61 | 3.62 | 3.67 | 3.66 | 3.64 | 3.63 |
| Men            |      |      |      |      |      |      | 3.59 | 3.67 | 3.58 | 3.61 |
| TOTAL GRADUATE | 3.45 | 3.41 | 3.68 | 3.61 | 3.61 | 3.62 | 3.66 | 3.66 | 3.64 | 3.62 |

MICHIGAN STATE UNIVERSITY  
Office of the Registrar  
Evaluation & Research

TRENDGRAPH OF TERM GRADE-POINT AVERAGES  
COLLEGE OF HUMAN MEDICINE  
East Lansing Campus

Winter Terms



UNDERGRADUATE AVERAGES

| <u>LEVEL</u>        | 1969 | 1970 | 1971 | 1972 | 1973 | 1974 | 1975 | 1976 | 1977 |
|---------------------|------|------|------|------|------|------|------|------|------|
| Freshman            | 2.58 | 2.56 | 2.74 | 2.52 | 2.72 | 2.60 | 2.66 | 2.59 |      |
| Sophomore           | 2.74 | 2.56 | 2.57 | 2.65 | 2.63 | 2.55 | 2.66 | 2.70 |      |
| Junior              | 2.69 | 2.69 | 2.90 | 2.91 | 2.77 | 2.70 | 2.74 | 2.59 |      |
| Senior              | 2.74 | 2.79 | 2.76 | 2.88 | 2.83 | 2.78 | 2.82 | 2.88 |      |
| <u>SEX</u>          |      |      |      |      |      |      |      |      |      |
| Women               | 2.71 | 2.69 | 2.78 | 2.76 | 2.76 | 2.70 | 2.72 | 2.70 |      |
| Men                 | 2.48 | 2.45 | 2.63 | 2.72 | 2.70 | 2.59 | 2.78 | 2.73 |      |
| TOTAL UNDERGRADUATE | 2.68 | 2.65 | 2.75 | 2.75 | 2.74 | 2.67 | 2.73 | 2.70 |      |

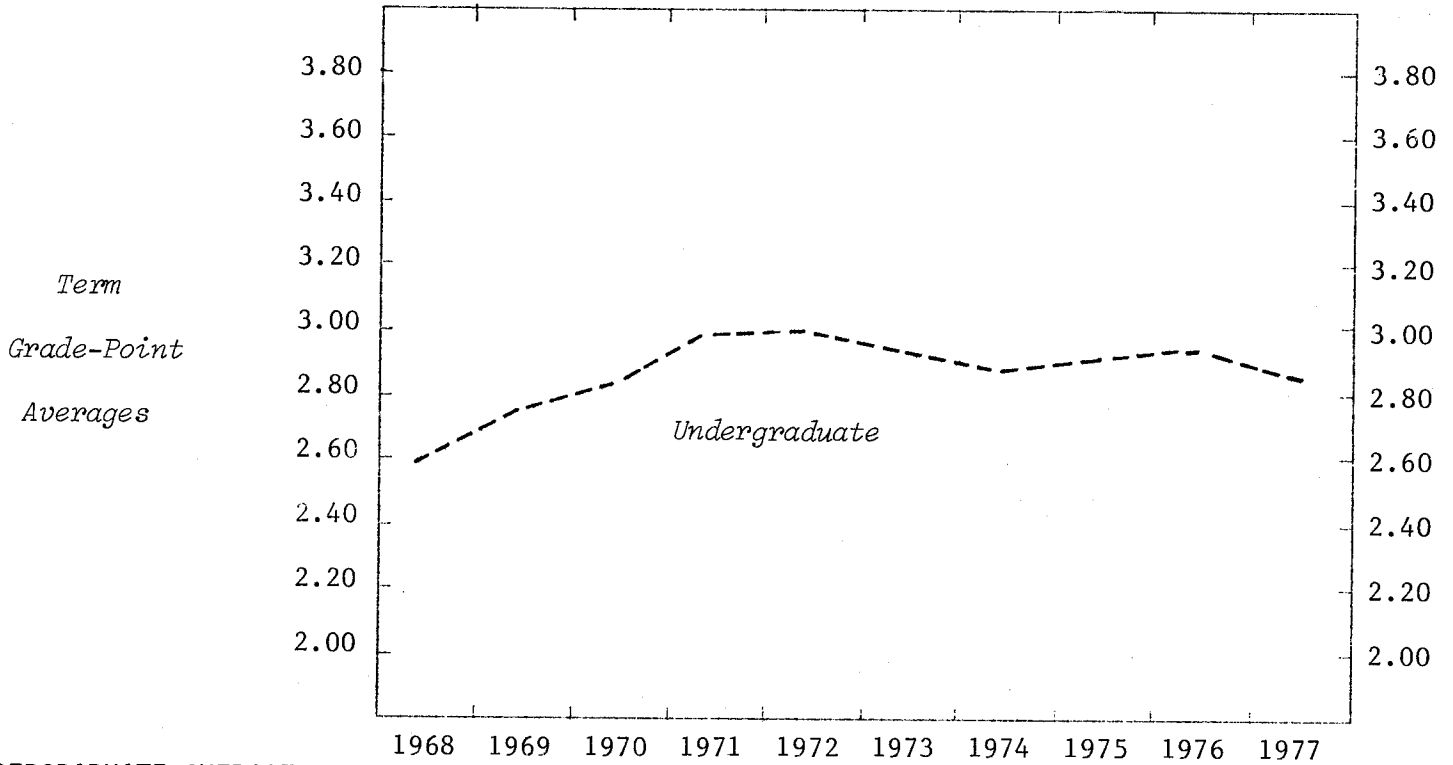
GRADUATE AVERAGES

| <u>LEVEL</u>   | 1969 | 1970 | 1971 | 1972 | 1973 | 1974 | 1975 | 1976 | 1977 |
|----------------|------|------|------|------|------|------|------|------|------|
| Master         | 3.43 | 3.32 | 3.20 | 3.47 | 3.44 | 3.38 | 3.18 | 3.26 | 3.35 |
| Doctor         | 3.07 | 3.62 | 3.31 | 3.33 | 3.48 | 3.53 | 3.34 | 3.17 | 3.29 |
| <u>SEX</u>     |      |      |      |      |      |      |      |      |      |
| Women          | 3.74 | 3.23 | 3.36 | 3.57 | 3.56 | 3.35 | 3.30 | 3.27 | 3.48 |
| Men            | 3.06 | 3.54 | 3.06 | 3.35 | 3.43 | 3.46 | 3.23 | 3.21 | 3.26 |
| TOTAL GRADUATE | 3.22 | 3.39 | 3.22 | 3.42 | 3.46 | 3.43 | 3.24 | 3.23 | 3.32 |

MICHIGAN STATE UNIVERSITY  
Office of the Registrar  
*Evaluation & Research*

TRENDGRAPH OF TERM GRADE-POINT AVERAGES  
JAMES MADISON COLLEGE  
East Lansing Campus

Winter Terms



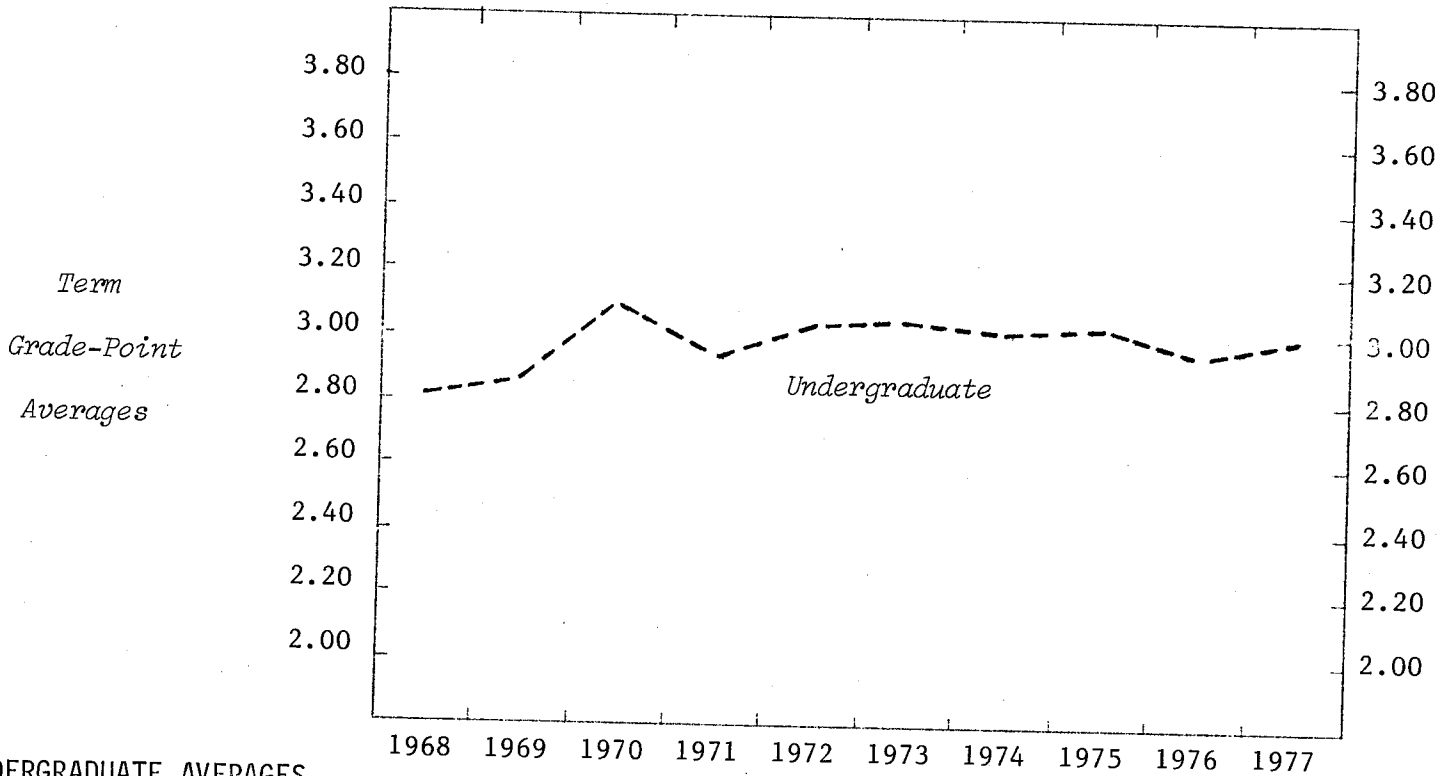
UNDERGRADUATE AVERAGES

| <u>LEVEL</u>        | 1968 | 1969 | 1970 | 1971 | 1972 | 1973 | 1974 | 1975 | 1976 | 1977 |
|---------------------|------|------|------|------|------|------|------|------|------|------|
| Freshman            | 2.60 | 2.74 | 2.77 | 2.90 | 2.92 | 2.78 | 2.83 | 2.77 | 2.81 | 2.65 |
| Sophomore           | 2.50 | 2.83 | 2.84 | 2.98 | 3.06 | 3.00 | 2.79 | 2.97 | 2.93 | 3.06 |
| Junior              |      |      | 2.91 | 3.01 | 3.01 | 3.04 | 2.93 | 2.98 | 3.06 | 2.93 |
| Senior              |      |      | 3.40 | 3.22 | 3.18 | 3.19 | 3.27 | 3.19 | 3.16 | 2.89 |
| <u>SEX</u>          |      |      |      |      |      |      |      |      |      |      |
| Women               | 2.57 | 2.78 | 2.78 | 2.99 | 2.98 | 2.91 | 2.90 | 2.91 | 2.99 | 2.83 |
| Men                 | 2.63 | 2.77 | 2.88 | 3.02 | 3.01 | 3.01 | 2.92 | 2.95 | 2.92 | 2.88 |
| TOTAL UNDERGRADUATE | 2.60 | 2.78 | 2.83 | 3.00 | 3.00 | 2.97 | 2.91 | 2.93 | 2.95 | 2.86 |

MICHIGAN STATE UNIVERSITY  
Office of the Registrar  
*Evaluation & Research*

TRENDGRAPH OF TERM GRADE-POINT AVERAGES  
JUSTIN MORRILL COLLEGE<sup>1</sup>  
East Lansing Campus

Winter Terms



UNDERGRADUATE AVERAGES

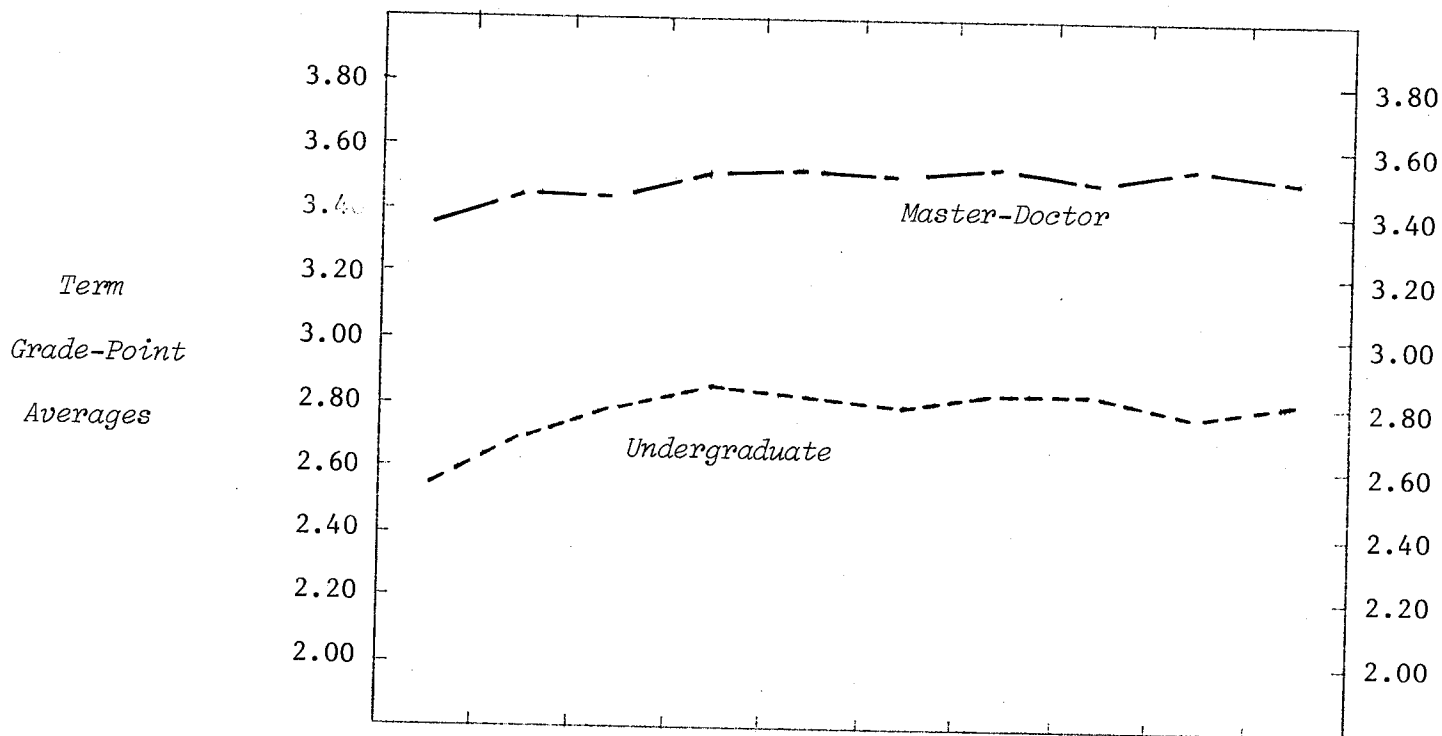
| <u>LEVEL</u>               | 1968        | 1969        | 1970        | 1971        | 1972        | 1973        | 1974        | 1975        | 1976        | 1977        |
|----------------------------|-------------|-------------|-------------|-------------|-------------|-------------|-------------|-------------|-------------|-------------|
| Freshman                   | 2.84        | 2.90        | 3.09        | 2.77        | 2.75        | 2.87        | 2.94        | 2.92        | 2.94        | 3.02        |
| Sophomore                  | 2.86        | 2.84        | 3.15        | 2.85        | 3.00        | 2.88        | 2.94        | 3.02        | 2.94        | 2.91        |
| Junior                     | 2.66        | 2.82        | 3.13        | 2.97        | 3.13        | 3.14        | 2.99        | 3.01        | 2.94        | 2.96        |
| Senior                     | 3.31        | 2.94        | 3.09        | 3.23        | 3.13        | 3.31        | 3.18        | 3.20        | 3.09        | 3.17        |
| <u>SEX</u>                 |             |             |             |             |             |             |             |             |             |             |
| Women                      | 2.88        | 2.93        | 3.16        | 3.06        | 3.11        | 3.12        | 3.07        | 3.07        | 3.06        | 3.08        |
| Men                        | 2.68        | 2.76        | 3.05        | 2.78        | 2.89        | 2.93        | 2.90        | 2.99        | 2.83        | 2.87        |
| <b>TOTAL UNDERGRADUATE</b> | <b>2.81</b> | <b>2.87</b> | <b>3.12</b> | <b>2.95</b> | <b>3.03</b> | <b>3.05</b> | <b>3.01</b> | <b>3.03</b> | <b>2.97</b> | <b>3.00</b> |

Note: 1) Grade-point averages shown in this report represent primarily the numerical grades earned by Justin Morrill College students in courses taken outside of JMC, which only awards numerical grades in a minimal number of courses.

MICHIGAN STATE UNIVERSITY  
Office of the Registrar  
Evaluation & Research

TRENDGRAPH OF TERM GRADE-POINT AVERAGES  
COLLEGE OF NATURAL SCIENCE  
East Lansing Campus

Winter Terms



UNDERGRADUATE AVERAGES

|                     | 1968 | 1969 | 1970 | 1971 | 1972 | 1973 | 1974 | 1975 | 1976 | 1977 |
|---------------------|------|------|------|------|------|------|------|------|------|------|
| <u>LEVEL</u>        |      |      |      |      |      |      |      |      |      |      |
| Freshman            | 2.47 | 2.56 | 2.70 | 2.81 | 2.64 | 2.61 | 2.70 | 2.69 | 2.59 | 2.64 |
| Sophomore           | 2.50 | 2.74 | 2.77 | 2.81 | 2.80 | 2.77 | 2.78 | 2.80 | 2.83 | 2.86 |
| Junior              | 2.59 | 2.73 | 2.85 | 2.87 | 2.87 | 2.85 | 2.84 | 2.79 | 2.82 | 2.79 |
| Senior              | 2.75 | 2.88 | 2.97 | 3.05 | 3.12 | 3.01 | 3.02 | 2.99 | 2.94 | 2.96 |
| <u>SEX</u>          |      |      |      |      |      |      |      |      |      |      |
| Women               | 2.65 | 2.75 | 2.88 | 2.95 | 2.86 | 2.81 | 2.85 | 2.84 | 2.78 | 2.83 |
| Men                 | 2.51 | 2.68 | 2.76 | 2.82 | 2.81 | 2.79 | 2.82 | 2.81 | 2.79 | 2.79 |
| TOTAL UNDERGRADUATE | 2.56 | 2.71 | 2.80 | 2.87 | 2.83 | 2.80 | 2.84 | 2.82 | 2.79 | 2.81 |

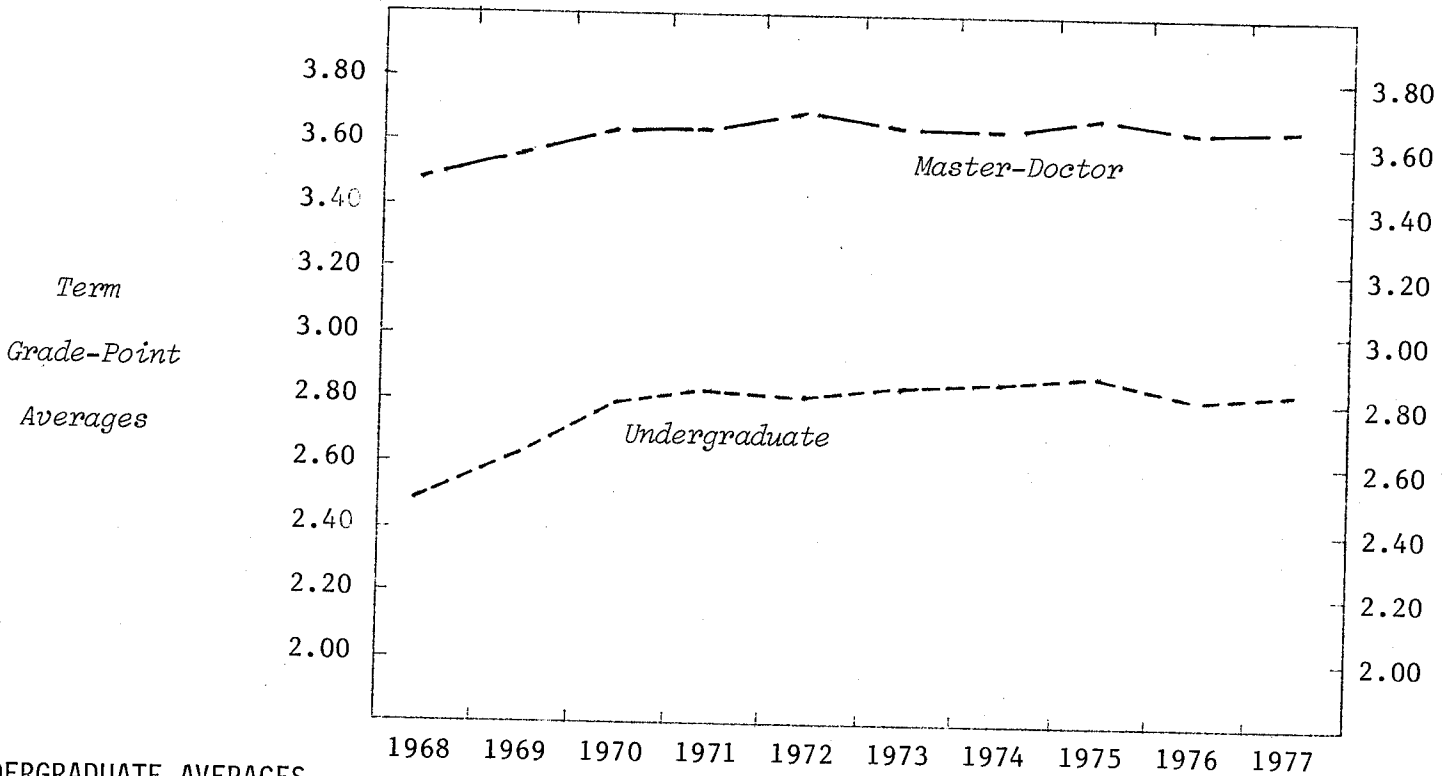
GRADUATE AVERAGES

|                | 1968 | 1969 | 1970 | 1971 | 1972 | 1973 | 1974 | 1975 | 1976 | 1977 |
|----------------|------|------|------|------|------|------|------|------|------|------|
| <u>LEVEL</u>   |      |      |      |      |      |      |      |      |      |      |
| Master         | 3.12 | 3.38 | 3.35 | 3.46 | 3.48 | 3.46 | 3.46 | 3.46 | 3.47 | 3.45 |
| Doctor         | 3.54 | 3.54 | 3.59 | 3.63 | 3.64 | 3.63 | 3.70 | 3.56 | 3.65 | 3.54 |
| <u>SEX</u>     |      |      |      |      |      |      |      |      |      |      |
| Women          | 3.22 | 3.37 | 3.43 | 3.58 | 3.54 | 3.51 | 3.48 | 3.52 | 3.55 | 3.49 |
| Men            | 3.37 | 3.47 | 3.46 | 3.52 | 3.54 | 3.52 | 3.55 | 3.48 | 3.52 | 3.48 |
| TOTAL GRADUATE | 3.35 | 3.45 | 3.46 | 3.53 | 3.54 | 3.52 | 3.54 | 3.49 | 3.53 | 3.49 |

MICHIGAN STATE UNIVERSITY  
Office of the Registrar  
Evaluation & Research

TRENDGRAPH OF TERM GRADE-POINT AVERAGES  
COLLEGE OF SOCIAL SCIENCE  
East Lansing Campus

Winter Terms



UNDERGRADUATE AVERAGES

| <u>LEVEL</u>        | 1968 | 1969 | 1970 | 1971 | 1972 | 1973 | 1974 | 1975 | 1976 | 1977 |
|---------------------|------|------|------|------|------|------|------|------|------|------|
| Freshman            | 2.43 | 2.56 | 2.77 | 2.75 | 2.74 | 2.73 | 2.66 | 2.77 | 2.68 | 2.68 |
| Sophomore           | 2.53 | 2.70 | 2.78 | 2.81 | 2.79 | 2.72 | 2.82 | 2.81 | 2.75 | 2.75 |
| Junior              | 2.47 | 2.56 | 2.78 | 2.82 | 2.79 | 2.86 | 2.88 | 2.85 | 2.78 | 2.81 |
| Senior              | 2.55 | 2.71 | 2.85 | 2.92 | 2.94 | 2.95 | 2.95 | 3.01 | 2.94 | 2.96 |
| <u>SEX</u>          |      |      |      |      |      |      |      |      |      |      |
| Women               | 2.59 | 2.74 | 2.88 | 2.91 | 2.90 | 2.92 | 2.91 | 2.97 | 2.88 | 2.87 |
| Men                 | 2.45 | 2.58 | 2.76 | 2.80 | 2.79 | 2.80 | 2.84 | 2.83 | 2.76 | 2.79 |
| TOTAL UNDERGRADUATE | 2.50 | 2.63 | 2.80 | 2.84 | 2.83 | 2.85 | 2.87 | 2.89 | 2.81 | 2.83 |

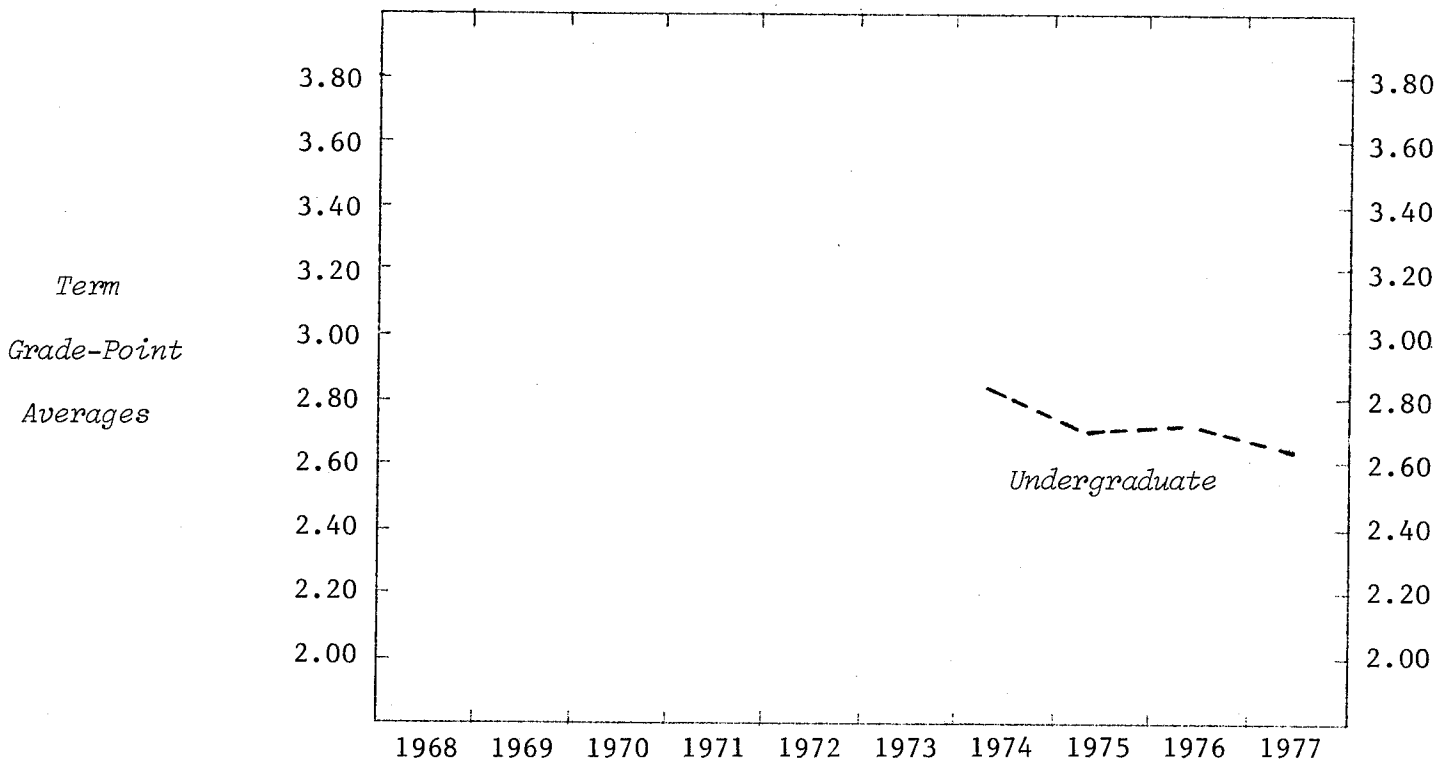
GRADUATE AVERAGES

| <u>LEVEL</u>   | 1968 | 1969 | 1970 | 1971 | 1972 | 1973 | 1974 | 1975 | 1976 | 1977 |
|----------------|------|------|------|------|------|------|------|------|------|------|
| Master         | 3.40 | 3.52 | 3.62 | 3.63 | 3.70 | 3.65 | 3.64 | 3.66 | 3.63 | 3.64 |
| Doctor         | 3.61 | 3.74 | 3.72 | 3.77 | 3.78 | 3.74 | 3.80 | 3.77 | 3.74 | 3.75 |
| <u>SEX</u>     |      |      |      |      |      |      |      |      |      |      |
| Women          | 3.49 | 3.66 | 3.67 | 3.68 | 3.77 | 3.69 | 3.72 | 3.74 | 3.69 | 3.69 |
| Men            | 3.46 | 3.55 | 3.63 | 3.64 | 3.68 | 3.66 | 3.64 | 3.64 | 3.61 | 3.62 |
| TOTAL GRADUATE | 3.47 | 3.58 | 3.64 | 3.65 | 3.71 | 3.67 | 3.66 | 3.68 | 3.64 | 3.65 |

MICHIGAN STATE UNIVERSITY  
Office of the Registrar  
*Evaluation & Research*

TRENDGRAPH OF TERM GRADE-POINT AVERAGES  
COLLEGE OF URBAN DEVELOPMENT  
East Lansing Campus

Winter Terms



UNDERGRADUATE AVERAGES

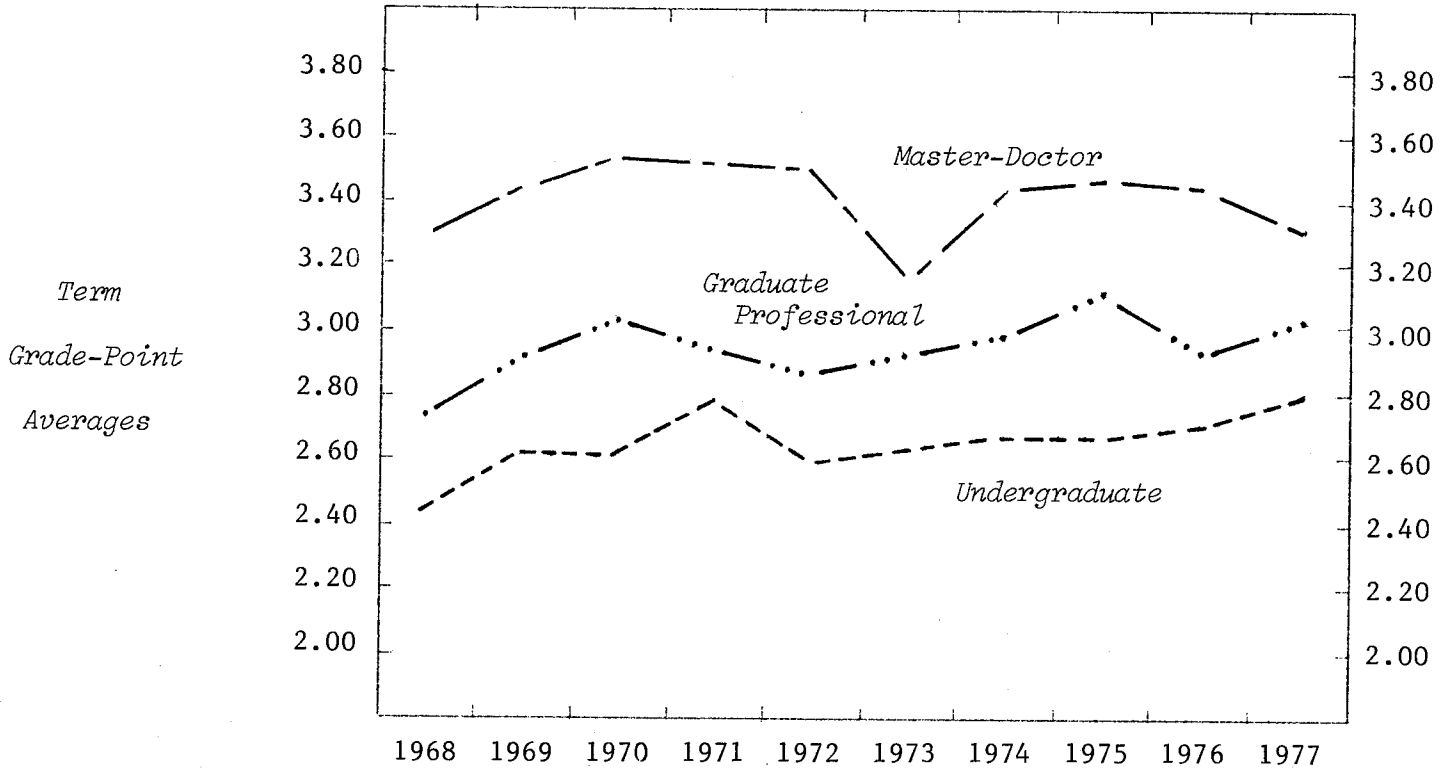
| <u>LEVEL</u>        | 1968 | 1969 | 1970 | 1971 | 1972 | 1973 | 1974 | 1975 | 1976 | 1977 |
|---------------------|------|------|------|------|------|------|------|------|------|------|
| Freshman            |      |      |      |      |      |      | 2.93 | 3.07 | 2.69 | 2.61 |
| Sophomore           |      |      |      |      |      |      | 2.79 | 2.62 | 2.59 | 2.84 |
| Junior              |      |      |      |      |      |      | 2.89 | 2.68 | 2.72 | 2.45 |
| Senior              |      |      |      |      |      |      | 2.75 | 2.77 | 2.81 | 2.78 |
| <u>SEX</u>          |      |      |      |      |      |      |      |      |      |      |
| Women               |      |      |      |      |      |      | 2.91 | 2.87 | 2.91 | 2.80 |
| Men                 |      |      |      |      |      |      | 2.76 | 2.53 | 2.52 | 2.45 |
| TOTAL UNDERGRADUATE |      |      |      |      |      |      | 2.83 | 2.72 | 2.74 | 2.66 |



MICHIGAN STATE UNIVERSITY  
Office of the Registrar  
Evaluation & Research

TRENDGRAPH OF TERM GRADE-POINT AVERAGES  
COLLEGE OF VETERINARY MEDICINE  
East Lansing Campus

Winter Terms



UNDERGRADUATE AVERAGES

| <u>LEVEL</u>        | 1968 | 1969 | 1970 | 1971 | 1972 | 1973 | 1974 | 1975 | 1976 | 1977 |
|---------------------|------|------|------|------|------|------|------|------|------|------|
| Freshman            | 2.54 | 2.54 | 2.70 | 2.72 | 2.55 | 2.61 | 2.66 | 2.62 | 2.64 | 2.71 |
| Sophomore           | 2.25 | 2.61 | 2.49 | 2.80 | 2.56 | 2.68 | 2.78 | 2.85 | 2.92 | 2.95 |
| Junior              | 2.34 | 2.79 |      |      |      |      |      |      |      |      |
| Senior              | 2.77 | 2.68 |      |      |      |      |      |      |      |      |
| <u>SEX</u>          |      |      |      |      |      |      |      |      |      |      |
| Women               | 2.49 | 2.54 | 2.75 | 2.81 | 2.56 | 2.67 | 2.70 | 2.68 | 2.80 | 2.78 |
| Men                 | 2.36 | 2.39 | 2.53 | 2.80 | 2.63 | 2.64 | 2.71 | 2.76 | 2.68 | 2.82 |
| TOTAL UNDERGRADUATE | 2.43 | 2.61 | 2.62 | 2.80 | 2.60 | 2.66 | 2.71 | 2.71 | 2.74 | 2.80 |

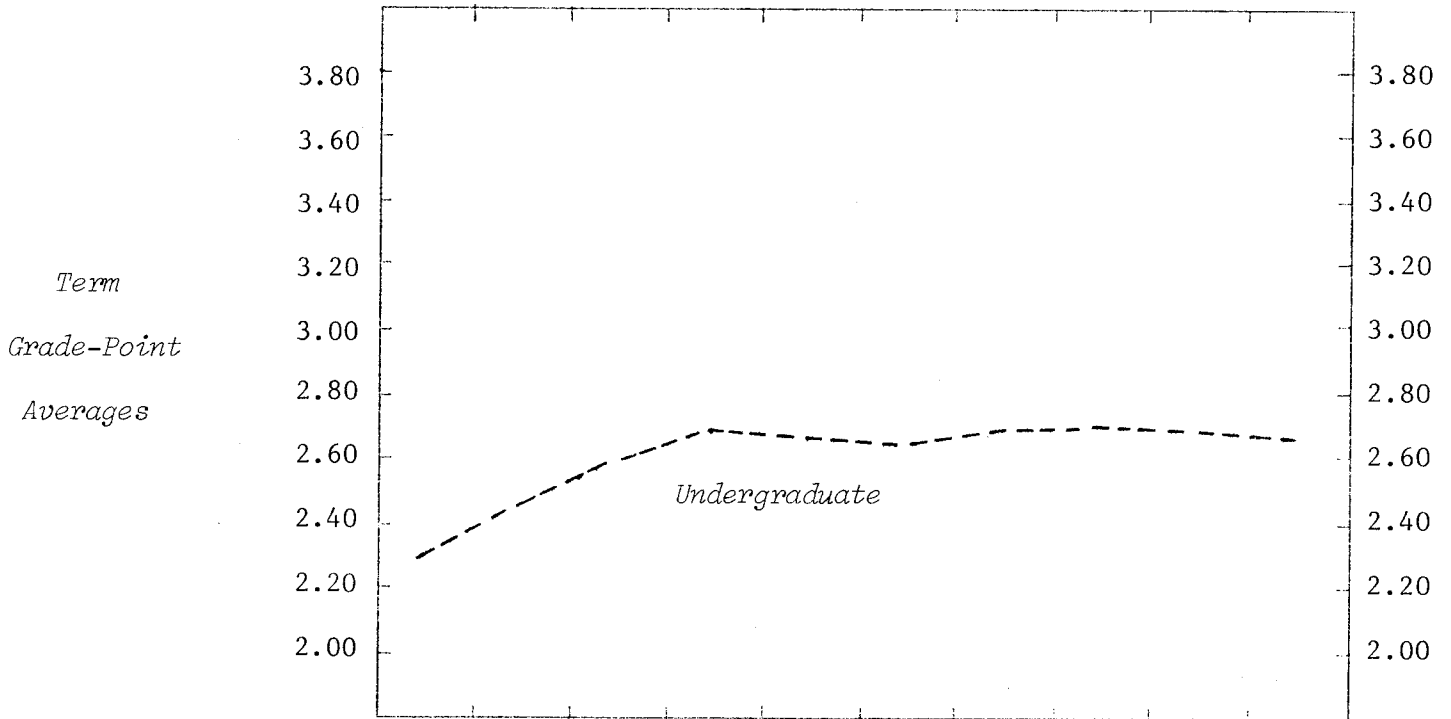
GRADUATE AVERAGES

| <u>LEVEL</u>          | 1968 | 1969 | 1970 | 1971 | 1972 | 1973 | 1974 | 1975 | 1976 | 1977 |
|-----------------------|------|------|------|------|------|------|------|------|------|------|
| Master                | 3.17 | 3.48 | 3.53 | 3.56 | 3.49 | 3.35 | 3.47 | 3.38 | 3.43 | 3.15 |
| Doctor                | 3.63 | 3.28 | 4.00 | 3.38 | 3.54 |      | 3.26 | 3.61 | 3.44 | 3.72 |
| Graduate Professional | 2.76 | 2.93 | 3.05 | 2.94 | 2.88 | 2.93 | 2.99 | 3.12 | 2.94 | 3.02 |
| <u>SEX</u>            |      |      |      |      |      |      |      |      |      |      |
| Women                 |      |      |      |      |      |      |      |      |      |      |
| Men                   | 3.31 | 3.41 | 3.53 | 3.47 | 3.47 | 3.13 | 2.99 | 3.47 | 3.44 | 3.31 |
| TOTAL MASTER-DOCTOR   | 3.31 | 3.43 | 3.54 | 3.53 | 3.50 | 3.19 | 3.42 | 3.47 | 3.43 | 3.31 |

MICHIGAN STATE UNIVERSITY  
Office of the Registrar  
*Evaluation & Research*

TRENDGRAPH OF TERM GRADE-POINT AVERAGES  
NO PREFERENCE  
East Lansing Campus

Winter Terms



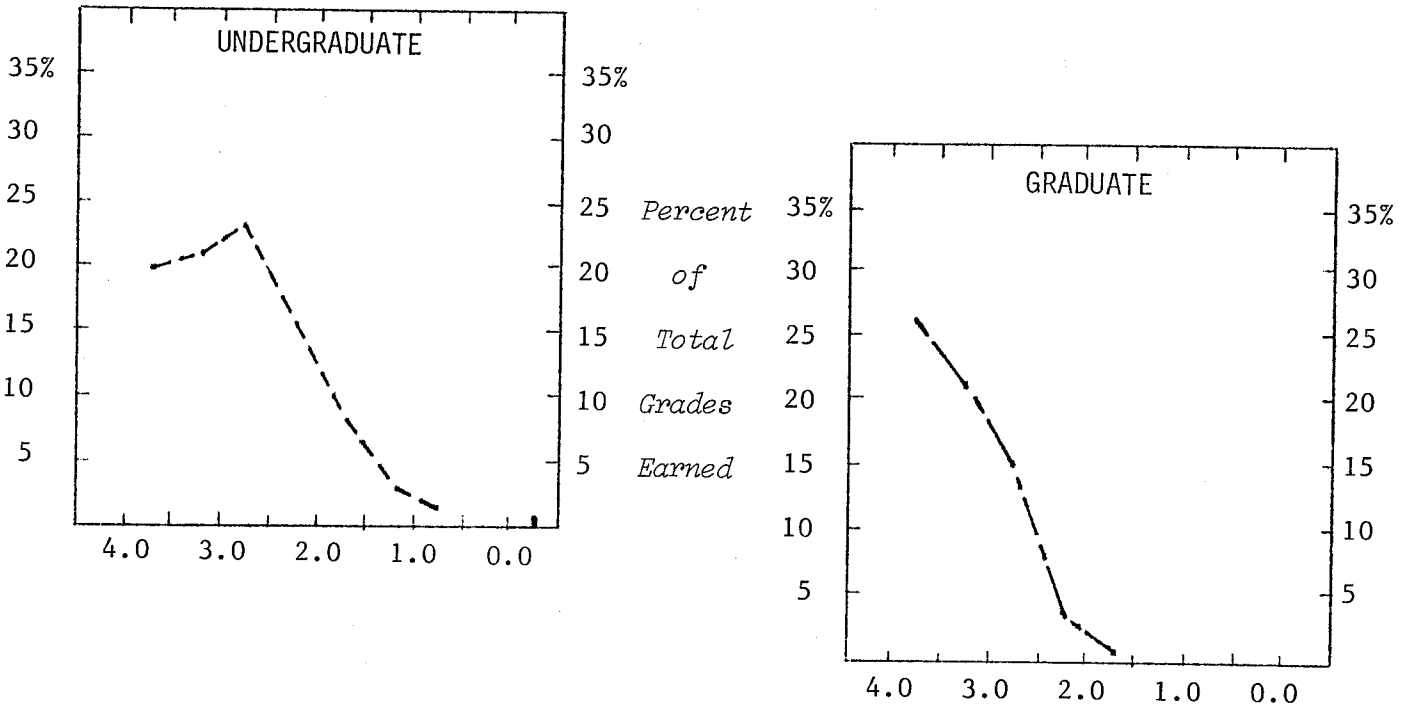
UNDERGRADUATE AVERAGES

| <i>LEVEL</i>        | 1968 | 1969 | 1970 | 1971 | 1972 | 1973 | 1974 | 1975 | 1976 | 1977 |
|---------------------|------|------|------|------|------|------|------|------|------|------|
| Freshman            | 2.29 | 2.43 | 2.63 | 2.76 | 2.70 | 2.69 | 2.75 | 2.71 | 2.71 | 2.67 |
| Sophomore           | 2.32 | 2.50 | 2.57 | 2.57 | 2.65 | 2.56 | 2.61 | 2.69 | 2.64 | 2.68 |
| <i>SEX</i>          |      |      |      |      |      |      |      |      |      |      |
| Women               | 2.38 | 2.54 | 2.68 | 2.76 | 2.78 | 2.72 | 2.77 | 2.74 | 2.76 | 2.73 |
| Men                 | 2.24 | 2.39 | 2.53 | 2.62 | 2.58 | 2.56 | 2.62 | 2.66 | 2.60 | 2.60 |
| TOTAL UNDERGRADUATE | 2.30 | 2.46 | 2.60 | 2.69 | 2.68 | 2.64 | 2.70 | 2.70 | 2.69 | 2.67 |

MICHIGAN STATE UNIVERSITY  
Office of the Registrar  
*Evaluation & Research*

DISTRIBUTION OF COURSE GRADES  
COLLEGE OF AGRICULTURE AND NATURAL RESOURCES  
East Lansing Campus

Winter 1977



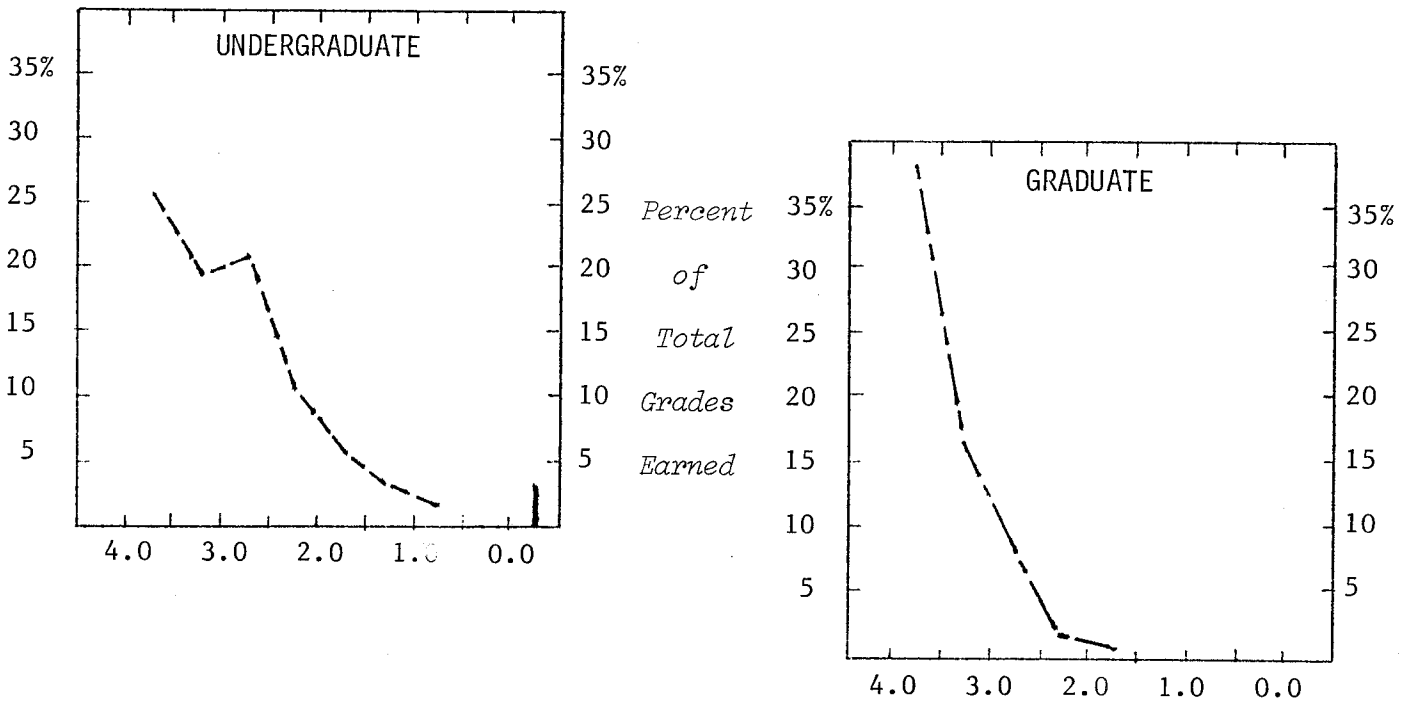
|                                    | Total Grades | Numerical Grades |      |      |      |     |     |     |     | Letter Grades <sup>1</sup> |
|------------------------------------|--------------|------------------|------|------|------|-----|-----|-----|-----|----------------------------|
|                                    |              | 4.0              | 3.5  | 3.0  | 2.5  | 2.0 | 1.5 | 1.0 | 0.0 |                            |
| <u>UNDERGRADUATES</u> <sup>2</sup> |              |                  |      |      |      |     |     |     |     |                            |
| Number of Grades                   | 6879         | 1352             | 1436 | 1592 | 1130 | 589 | 211 | 118 | 80  | 371                        |
| Percent of Total                   |              |                  |      |      |      |     |     |     |     |                            |
| - College                          | 100          | 20               | 21   | 23   | 16   | 9   | 3   | 2   | 1   | 5                          |
| - Campus                           | 100          | 19               | 17   | 20   | 15   | 11  | 5   | 3   | 3   | 7                          |
| <u>GRADUATES</u>                   |              |                  |      |      |      |     |     |     |     |                            |
| Number of Grades                   | 1350         | 355              | 289  | 209  | 51   | 15  | 3   | 1   | 5   | 422                        |
| Percent of Total                   |              |                  |      |      |      |     |     |     |     |                            |
| - College                          | 100          | 26               | 21   | 15   | 4    | 1   |     |     |     | 33                         |
| - Campus                           | 100          | 27               | 17   | 12   | 3    | 1   |     |     |     | 40                         |

Notes: 1) The following grades and symbols are included: CR-NC, P-N, I, DF, and V.  
2) Totals do not include grades earned by students in the Agricultural Technology Program.

MICHIGAN STATE UNIVERSITY  
Office of the Registrar  
*Evaluation & Research*

DISTRIBUTION OF COURSE GRADES  
COLLEGE OF ARTS AND LETTERS  
East Lansing Campus

Winter 1977



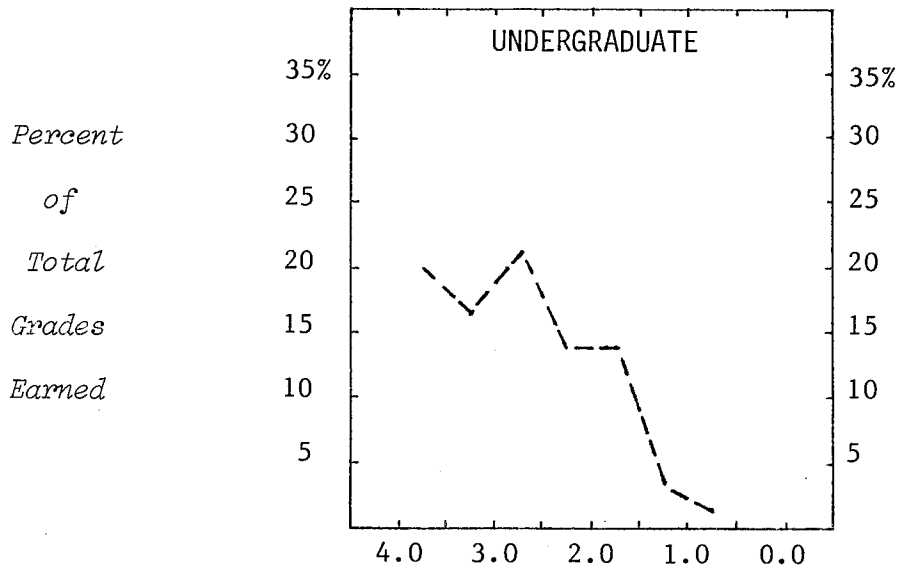
|                       | Total Grades | Numerical Grades |      |      |      |      |     |     |     | Letter Grades <sup>1</sup> |
|-----------------------|--------------|------------------|------|------|------|------|-----|-----|-----|----------------------------|
|                       |              | 4.0              | 3.5  | 3.0  | 2.5  | 2.0  | 1.5 | 1.0 | 0.0 |                            |
| <u>UNDERGRADUATES</u> |              |                  |      |      |      |      |     |     |     |                            |
| Number of Grades      | 15143        | 3975             | 3030 | 3107 | 1776 | 1053 | 387 | 247 | 459 | 1109                       |
| Percent of Total      |              |                  |      |      |      |      |     |     |     |                            |
| - College             | 100          | 26               | 20   | 21   | 12   | 7    | 3   | 2   | 3   | 6                          |
| - Campus              | 100          | 19               | 17   | 20   | 15   | 11   | 5   | 3   | 3   | 7                          |
| <u>GRADUATES</u>      |              |                  |      |      |      |      |     |     |     |                            |
| Number of Grades      | 1573         | 602              | 251  | 136  | 27   | 9    | 2   | 2   | 3   | 541                        |
| Percent of Total      |              |                  |      |      |      |      |     |     |     |                            |
| - College             | 100          | 38               | 16   | 9    | 2    | 1    |     |     |     | 34                         |
| - Campus              | 100          | 27               | 17   | 12   | 3    | 1    |     |     |     | 40                         |

Note: 1) The following grades and symbols are included: CR-NC, P-N, I, DF, and V.

MICHIGAN STATE UNIVERSITY  
Office of the Registrar  
*Evaluation & Research*

DISTRIBUTION OF COURSE GRADES  
LYMAN BRIGGS COLLEGE  
East Lansing Campus

Winter 1977



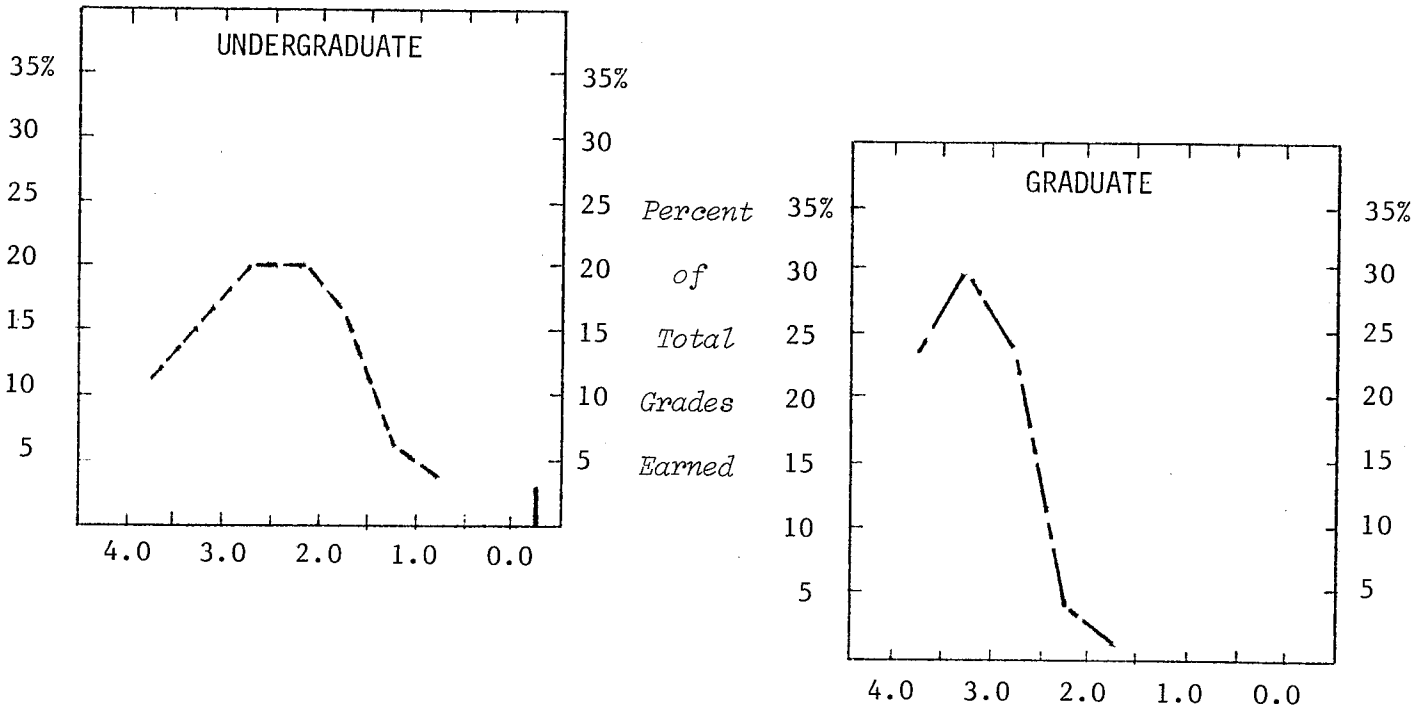
|                       | Total<br>Grades | Numerical Grades |     |     |     |     |     |     |     | Letter<br>Grades <sup>1</sup> |
|-----------------------|-----------------|------------------|-----|-----|-----|-----|-----|-----|-----|-------------------------------|
|                       |                 | 4.0              | 3.5 | 3.0 | 2.5 | 2.0 | 1.5 | 1.0 | 0.0 |                               |
| <u>UNDERGRADUATES</u> |                 |                  |     |     |     |     |     |     |     |                               |
| Number of Grades      | 1342            | 266              | 222 | 279 | 184 | 192 | 51  | 24  | 56  | 68                            |
| Percent of Total      |                 |                  |     |     |     |     |     |     |     |                               |
| - College             | 100             | 20               | 17  | 21  | 14  | 14  | 4   | 2   | 4   | 4                             |
| - Campus              | 100             | 19               | 17  | 20  | 15  | 11  | 5   | 3   | 3   | 7                             |
| <u>GRADUATES</u>      |                 |                  |     |     |     |     |     |     |     |                               |
| Number of Grades      | 2               |                  | 2   |     |     |     |     |     |     |                               |
| Percent of Total      |                 |                  |     |     |     |     |     |     |     |                               |
| - College             | 100             |                  |     |     |     |     |     |     |     |                               |
| - Campus              | 100             | 27               | 17  | 12  | 3   | 1   |     |     |     | 40                            |

Note: 1) The following grades and symbols are included: CR-NC, P-N, I, DF, and V.

MICHIGAN STATE UNIVERSITY  
Office of the Registrar  
*Evaluation & Research*

DISTRIBUTION OF COURSE GRADES  
COLLEGE OF BUSINESS  
East Lansing Campus

Winter 1977



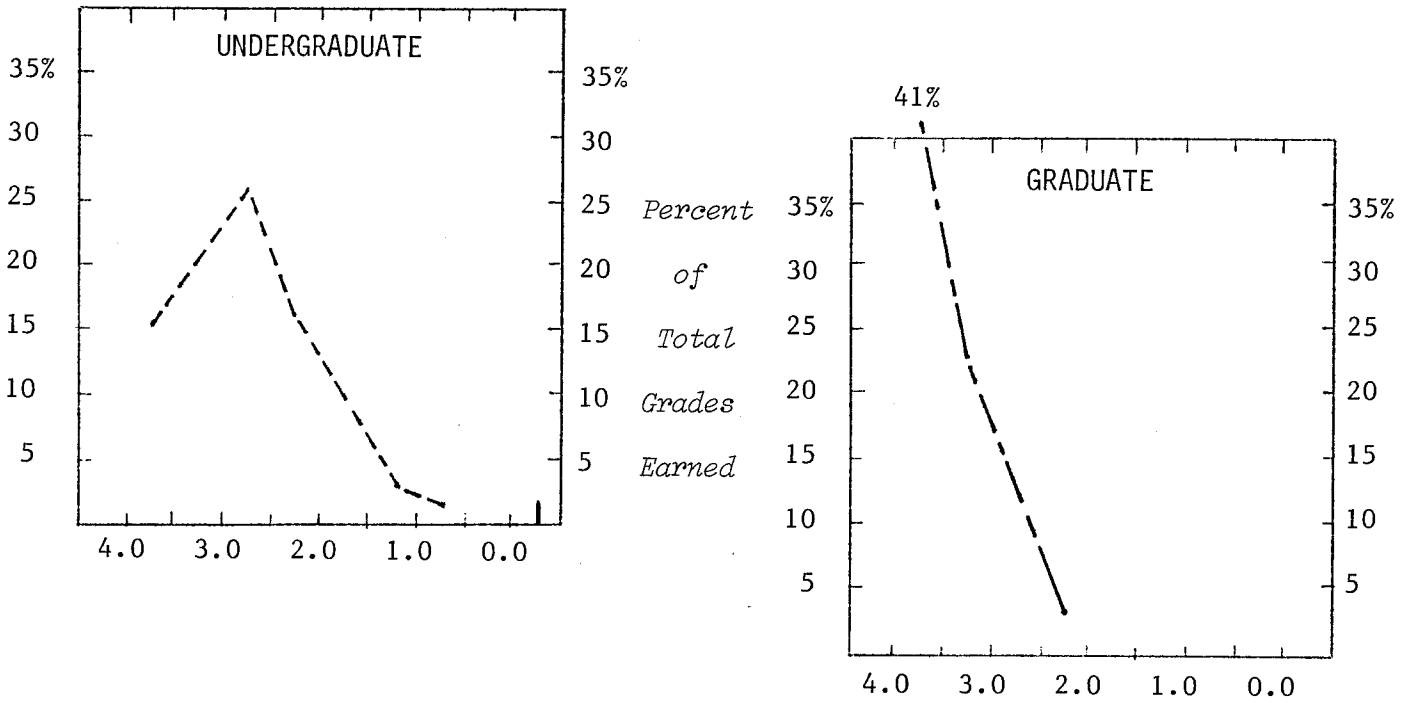
|                       | Total Grades | Numerical Grades |      |      |      |      |      |     |     | Letter Grades <sup>1</sup> |
|-----------------------|--------------|------------------|------|------|------|------|------|-----|-----|----------------------------|
|                       |              | 4.0              | 3.5  | 3.0  | 2.5  | 2.0  | 1.5  | 1.0 | 0.0 |                            |
| <u>UNDERGRADUATES</u> |              |                  |      |      |      |      |      |     |     |                            |
| Number of Grades      | 14359        | 1659             | 2214 | 2883 | 2834 | 2447 | 1042 | 574 | 416 | 290                        |
| Percent of Total      |              |                  |      |      |      |      |      |     |     |                            |
| - College             | 100          | 12               | 15   | 20   | 20   | 17   | 7    | 4   | 3   | 2                          |
| - Campus              | 100          | 19               | 17   | 20   | 15   | 11   | 5    | 3   | 3   | 7                          |
| <u>GRADUATES</u>      |              |                  |      |      |      |      |      |     |     |                            |
| Number of Grades      | 1891         | 434              | 570  | 432  | 67   | 17   |      | 1   | 7   | 363                        |
| Percent of Total      |              |                  |      |      |      |      |      |     |     |                            |
| - College             | 100          | 23               | 30   | 23   | 4    | 1    |      |     |     | 19                         |
| - Campus              | 100          | 27               | 17   | 12   | 3    | 1    |      |     |     | 40                         |

Note: 1) The following grades and symbols are included: CR-NC, P-N, I, DF, and V.

MICHIGAN STATE UNIVERSITY  
Office of the Registrar  
*Evaluation & Research*

DISTRIBUTION OF COURSE GRADES  
COLLEGE OF COMMUNICATION ARTS AND SCIENCES  
East Lansing Campus

Winter 1977



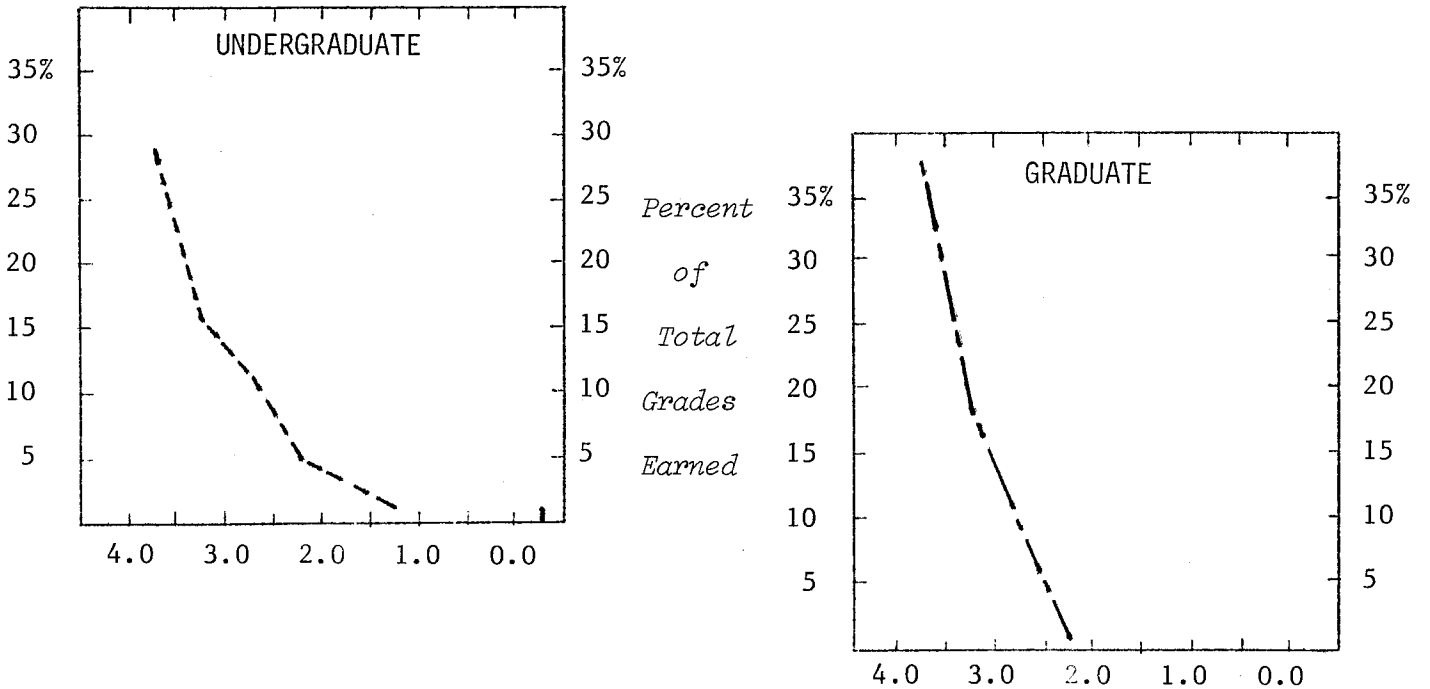
|                       | Total Grades | Numerical Grades |      |      |     |     |     |     |     | Letter Grades <sup>1</sup> |
|-----------------------|--------------|------------------|------|------|-----|-----|-----|-----|-----|----------------------------|
|                       |              | 4.0              | 3.5  | 3.0  | 2.5 | 2.0 | 1.5 | 1.0 | 0.0 |                            |
| <u>UNDERGRADUATES</u> |              |                  |      |      |     |     |     |     |     |                            |
| Number of Grades      | 5424         | 854              | 1117 | 1471 | 878 | 541 | 168 | 108 | 92  | 195                        |
| Percent of Total      |              |                  |      |      |     |     |     |     |     |                            |
| - College             | 100          | 16               | 21   | 27   | 16  | 10  | 3   | 2   | 2   | 3                          |
| - Campus              | 100          | 19               | 17   | 20   | 15  | 11  | 5   | 3   | 3   | 7                          |
| <u>GRADUATES</u>      |              |                  |      |      |     |     |     |     |     |                            |
| Number of Grades      | 634          | 261              | 144  | 90   | 17  | 2   |     |     | 1   | 119                        |
| Percent of Total      |              |                  |      |      |     |     |     |     |     |                            |
| - College             | 100          | 41               | 23   | 14   | 3   |     |     |     |     | 19                         |
| - Campus              | 100          | 27               | 17   | 12   | 3   | 1   |     |     |     | 40                         |

Note: 1) The following grades and symbols are included: CR-NC, P-N, I, DF, and V.

MICHIGAN STATE UNIVERSITY  
Office of the Registrar  
*Evaluation & Research*

DISTRIBUTION OF COURSE GRADES  
COLLEGE OF EDUCATION  
East Lansing Campus

Winter 1977



|                       | Total<br>Grades | Numerical Grades |      |      |     |     |     |     |     | Letter<br>Grades <sup>1</sup> |
|-----------------------|-----------------|------------------|------|------|-----|-----|-----|-----|-----|-------------------------------|
|                       |                 | 4.0              | 3.5  | 3.0  | 2.5 | 2.0 | 1.5 | 1.0 | 0.0 |                               |
| <b>UNDERGRADUATES</b> |                 |                  |      |      |     |     |     |     |     |                               |
| Number of Grades      | 9848            | 2813             | 1541 | 1146 | 463 | 252 | 64  | 41  | 125 | 3403                          |
| Percent of Total      |                 |                  |      |      |     |     |     |     |     |                               |
| - College             | 100             | 29               | 16   | 12   | 5   | 3   | 1   |     | 1   | 33                            |
| - Campus              | 100             | 19               | 17   | 20   | 15  | 11  | 5   | 3   | 3   | 7                             |
| <b>GRADUATES</b>      |                 |                  |      |      |     |     |     |     |     |                               |
| Number of Grades      | 3920            | 1486             | 762  | 446  | 58  | 18  | 1   | 3   | 13  | 1133                          |
| Percent of Total      |                 |                  |      |      |     |     |     |     |     |                               |
| - College             | 100             | 38               | 19   | 11   | 1   |     |     |     |     | 31                            |
| - Campus              | 100             | 27               | 17   | 12   | 3   | 1   |     |     |     | 40                            |

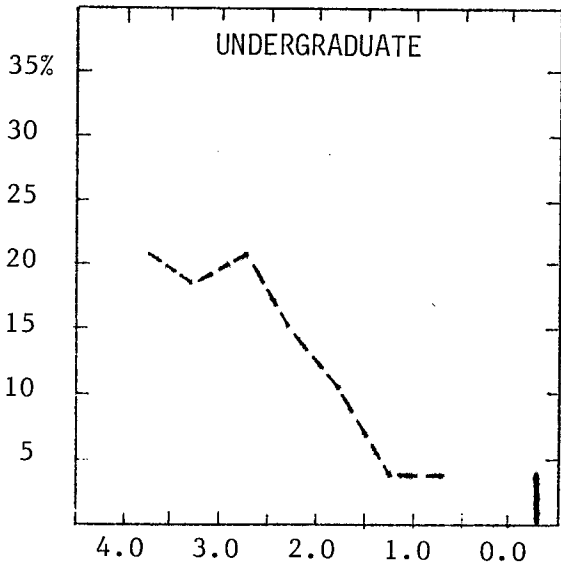
Note: 1) The following grades and symbols are included: CR-NC, P-N, I, DF, and V.



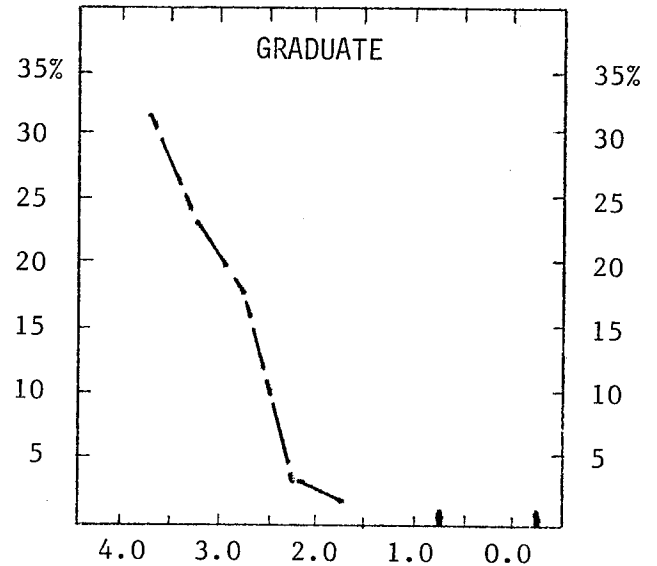
MICHIGAN STATE UNIVERSITY  
Office of the Registrar  
*Evaluation & Research*

DISTRIBUTION OF COURSE GRADES  
COLLEGE OF ENGINEERING  
East Lansing Campus

Winter 1977



Percent  
of  
Total  
Grades  
Earned



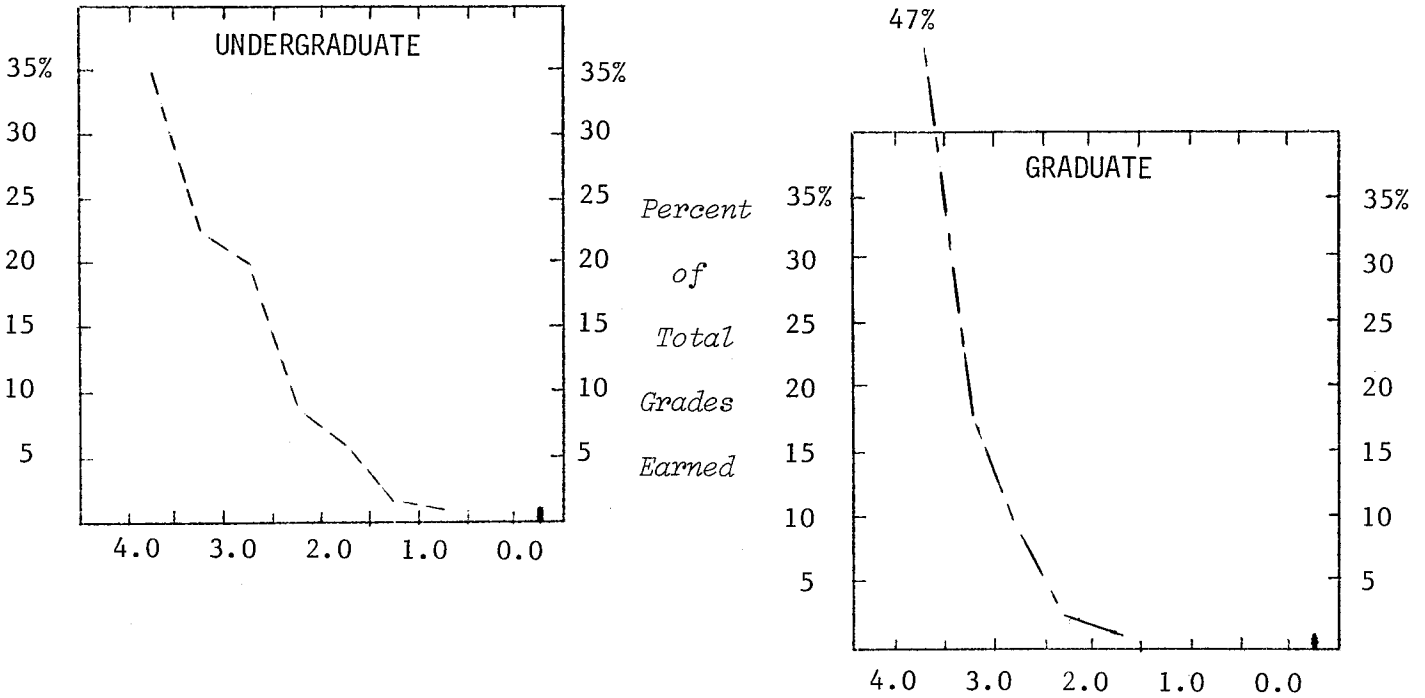
|                       | Total<br>Grades | Numerical Grades |      |      |     |     |     |     |     | Letter<br>Grades <sup>1</sup> |
|-----------------------|-----------------|------------------|------|------|-----|-----|-----|-----|-----|-------------------------------|
|                       |                 | 4.0              | 3.5  | 3.0  | 2.5 | 2.0 | 1.5 | 1.0 | 0.0 |                               |
| <b>UNDERGRADUATES</b> |                 |                  |      |      |     |     |     |     |     |                               |
| Number of Grades      | 6165            | 1271             | 1158 | 1298 | 924 | 648 | 275 | 232 | 229 | 130                           |
| Percent of Total      |                 |                  |      |      |     |     |     |     |     |                               |
| - College             | 100             | 21               | 19   | 21   | 15  | 11  | 4   | 4   | 4   | 1                             |
| - Campus              | 100             | 19               | 17   | 20   | 15  | 11  | 5   | 3   | 3   | 7                             |
| <b>GRADUATES</b>      |                 |                  |      |      |     |     |     |     |     |                               |
| Number of Grades      | 717             | 231              | 163  | 128  | 20  | 13  | 1   | 5   | 4   | 152                           |
| Percent of Total      |                 |                  |      |      |     |     |     |     |     |                               |
| - College             | 100             | 32               | 23   | 18   | 3   | 2   |     | 1   | 1   | 20                            |
| - Campus              | 100             | 27               | 17   | 12   | 3   | 1   |     |     |     | 40                            |

Note: 1) The following grades and symbols are included: CR-NC, P-N, I, DF, and V.

MICHIGAN STATE UNIVERSITY  
Office of the Registrar  
*Evaluation & Research*

DISTRIBUTION OF COURSE GRADES  
COLLEGE OF HUMAN ECOLOGY  
East Lansing Campus

Winter 1977



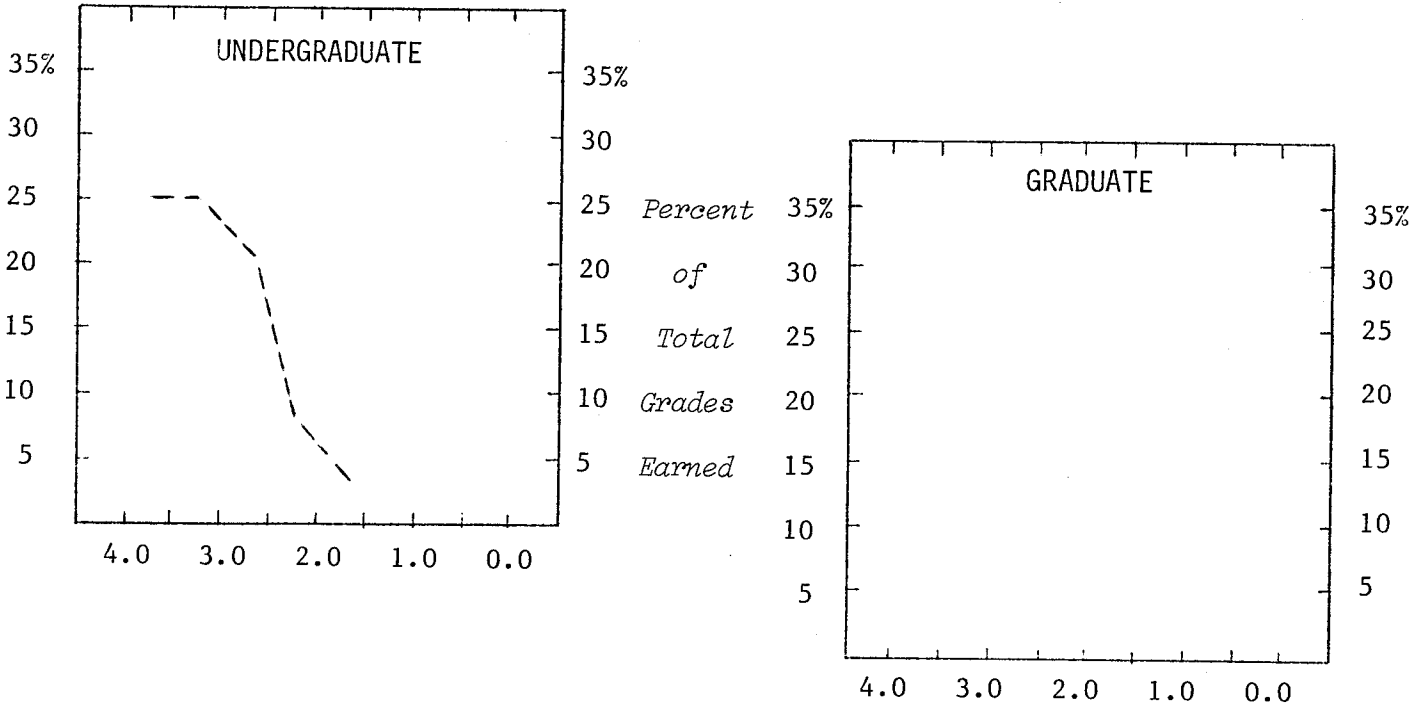
|                       | Total<br>Grades | Numerical Grades |      |     |     |     |     |     |     | Letter<br>Grades <sup>1</sup> |
|-----------------------|-----------------|------------------|------|-----|-----|-----|-----|-----|-----|-------------------------------|
|                       |                 | 4.0              | 3.5  | 3.0 | 2.5 | 2.0 | 1.5 | 1.0 | 0.0 |                               |
| <b>UNDERGRADUATES</b> |                 |                  |      |     |     |     |     |     |     |                               |
| Number of Grades      | 4461            | 1565             | 1005 | 902 | 408 | 296 | 106 | 54  | 47  | 78                            |
| Percent of Total      |                 |                  |      |     |     |     |     |     |     |                               |
| - College             | 100             | 35               | 23   | 20  | 9   | 7   | 2   | 1   | 1   | 2                             |
| - Campus              | 100             | 19               | 17   | 20  | 15  | 11  | 5   | 3   | 3   | 7                             |
| <b>GRADUATES</b>      |                 |                  |      |     |     |     |     |     |     |                               |
| Number of Grades      | 373             | 177              | 68   | 33  | 8   | 3   |     |     | 3   | 81                            |
| Percent of Total      |                 |                  |      |     |     |     |     |     |     |                               |
| - College             | 100             | 47               | 18   | 9   | 2   | 1   |     |     | 1   | 22                            |
| - Campus              | 100             | 27               | 17   | 12  | 3   | 1   |     |     |     | 40                            |

Note: 1) The following grades and symbols are included: CR-NC, P-N, I, DF, and V.

MICHIGAN STATE UNIVERSITY  
Office of the Registrar  
*Evaluation & Research*

DISTRIBUTION OF COURSE GRADES  
COLLEGE OF HUMAN MEDICINE  
East Lansing Campus

Winter 1977



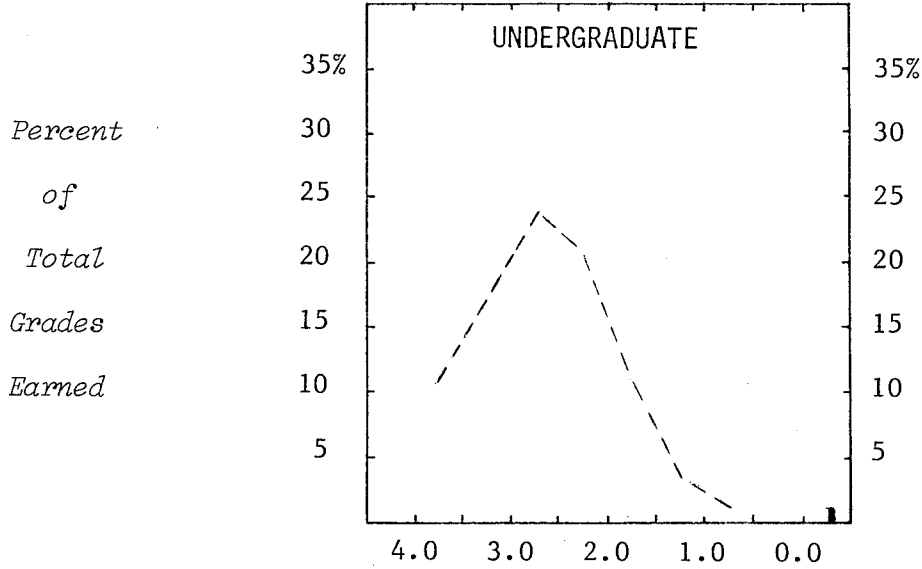
|                       | Total<br>Grades | Numerical Grades |     |     |     |     |     |     |     | Letter<br>Grades <sup>1</sup> |
|-----------------------|-----------------|------------------|-----|-----|-----|-----|-----|-----|-----|-------------------------------|
|                       |                 | 4.0              | 3.5 | 3.0 | 2.5 | 2.0 | 1.5 | 1.0 | 0.0 |                               |
| <u>UNDERGRADUATES</u> |                 |                  |     |     |     |     |     |     |     |                               |
| Number of Grades      | 106             | 27               | 26  | 22  | 9   | 4   |     |     |     | 18                            |
| Percent of Total      |                 |                  |     |     |     |     |     |     |     |                               |
| - College             | 100             | 25               | 25  | 21  | 8   | 4   |     |     |     | 17                            |
| - Campus              | 100             | 19               | 17  | 20  | 15  | 11  | 5   | 3   | 3   | 7                             |
| <u>GRADUATES</u>      |                 |                  |     |     |     |     |     |     |     |                               |
| Number of Grades      | 983             | 28               | 3   | 2   |     |     |     |     |     | 950                           |
| Percent of Total      |                 |                  |     |     |     |     |     |     |     |                               |
| - College             | 100             | 3                |     |     |     |     |     |     |     | 97                            |
| - Campus              | 100             | 27               | 17  | 12  | 3   | 1   |     |     |     | 40                            |

Note: 1) The following grades and symbols are included: CR-NC, P-N, I, DF, and V.

MICHIGAN STATE UNIVERSITY  
Office of the Registrar  
*Evaluation & Research*

DISTRIBUTION OF COURSE GRADES  
JAMES MADISON COLLEGE  
East Lansing Campus

Winter 1977



|                       | Total<br>Grades | Numerical Grades |     |     |     |     |     |     |     | Letter<br>Grades <sup>1</sup> |
|-----------------------|-----------------|------------------|-----|-----|-----|-----|-----|-----|-----|-------------------------------|
|                       |                 | 4.0              | 3.5 | 3.0 | 2.5 | 2.0 | 1.5 | 1.0 | 0.0 |                               |
| <u>UNDERGRADUATES</u> |                 |                  |     |     |     |     |     |     |     |                               |
| Number of Grades      | 626             | 68               | 108 | 150 | 131 | 71  | 22  | 16  | 8   | 52                            |
| Percent of Total      |                 |                  |     |     |     |     |     |     |     |                               |
| - College             | 100             | 11               | 17  | 24  | 21  | 11  | 4   | 3   | 1   | 8                             |
| - Campus              | 100             | 19               | 17  | 20  | 15  | 11  | 5   | 3   | 3   | 7                             |
| <u>GRADUATES</u>      |                 |                  |     |     |     |     |     |     |     |                               |
| Number of Grades      | 1               | 1                |     |     |     |     |     |     |     |                               |
| Percent of Total      |                 |                  |     |     |     |     |     |     |     |                               |
| - College             | 100             |                  |     |     |     |     |     |     |     |                               |
| - Campus              | 100             | 27               | 17  | 12  | 3   | 1   |     |     |     | 40                            |

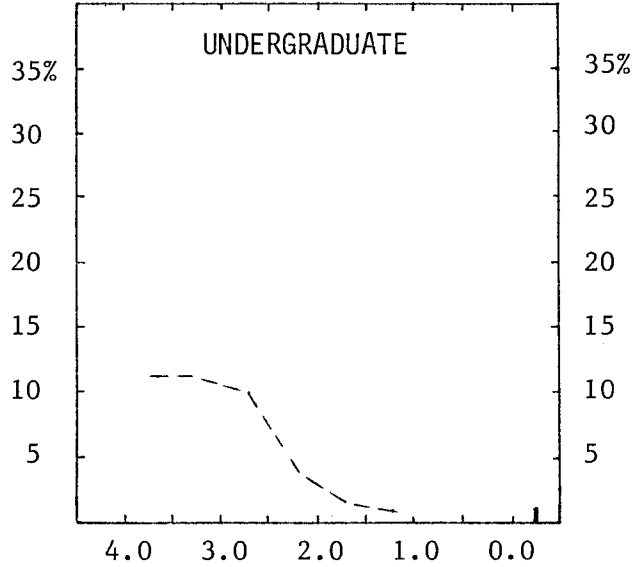
Note: 1) The following grades and symbols are included: CR-NC, P-N, I, DF, and V.

MICHIGAN STATE UNIVERSITY  
Office of the Registrar  
*Evaluation & Research*

DISTRIBUTION OF COURSE GRADES  
JUSTIN MORRILL COLLEGE  
East Lansing Campus

Winter 1977

*Percent  
of  
Total  
Grades  
Earned*



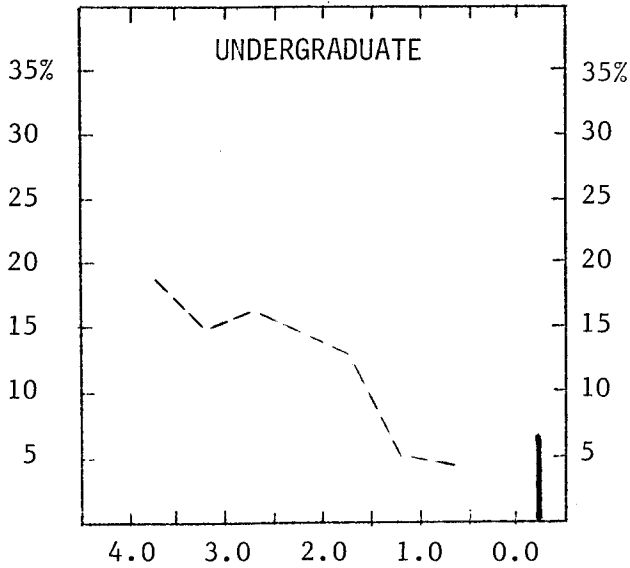
|                       | Total<br>Grades | Numerical Grades |     |     |     |     |     |     |     | Letter<br>Grades <sup>1</sup> |
|-----------------------|-----------------|------------------|-----|-----|-----|-----|-----|-----|-----|-------------------------------|
|                       |                 | 4.0              | 3.5 | 3.0 | 2.5 | 2.0 | 1.5 | 1.0 | 0.0 |                               |
| <u>UNDERGRADUATES</u> |                 |                  |     |     |     |     |     |     |     |                               |
| Number of Grades      | 767             | 81               | 88  | 77  | 31  | 16  | 4   |     | 10  | 460                           |
| Percent of Total      |                 |                  |     |     |     |     |     |     |     |                               |
| - College             | 100             | 11               | 11  | 10  | 4   | 2   | 1   |     | 1   | 60                            |
| - Campus              | 100             | 19               | 17  | 20  | 15  | 11  | 5   | 3   | 3   | 7                             |
| <u>GRADUATES</u>      |                 |                  |     |     |     |     |     |     |     |                               |
| Number of Grades      | 1               |                  |     |     |     |     |     |     |     | 1                             |
| Percent of Total      |                 |                  |     |     |     |     |     |     |     |                               |
| - College             | 100             |                  |     |     |     |     |     |     |     |                               |
| - Campus              | 100             | 27               | 17  | 12  | 3   | 1   |     |     |     | 40                            |

Note: 1) The following grades and symbols are included: CR-NC, P-N, I, DF, and V.

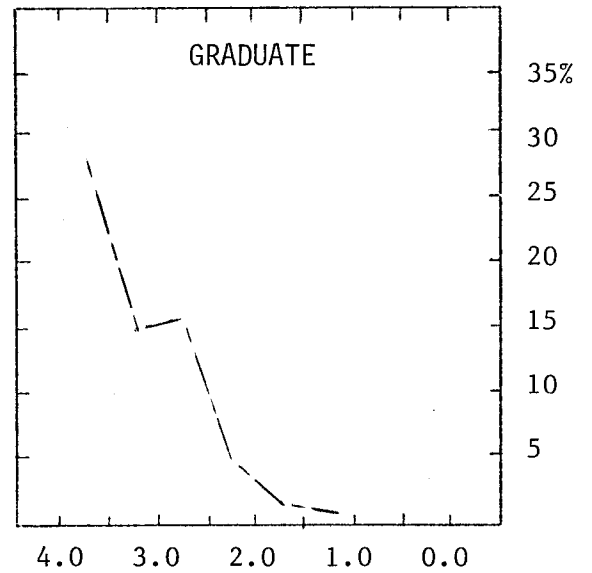
MICHIGAN STATE UNIVERSITY  
Office of the Registrar  
*Evaluation & Research*

DISTRIBUTION OF COURSE GRADES  
COLLEGE OF NATURAL SCIENCE  
East Lansing Campus

Winter 1977



Percent  
of  
Total  
Grades  
Earned



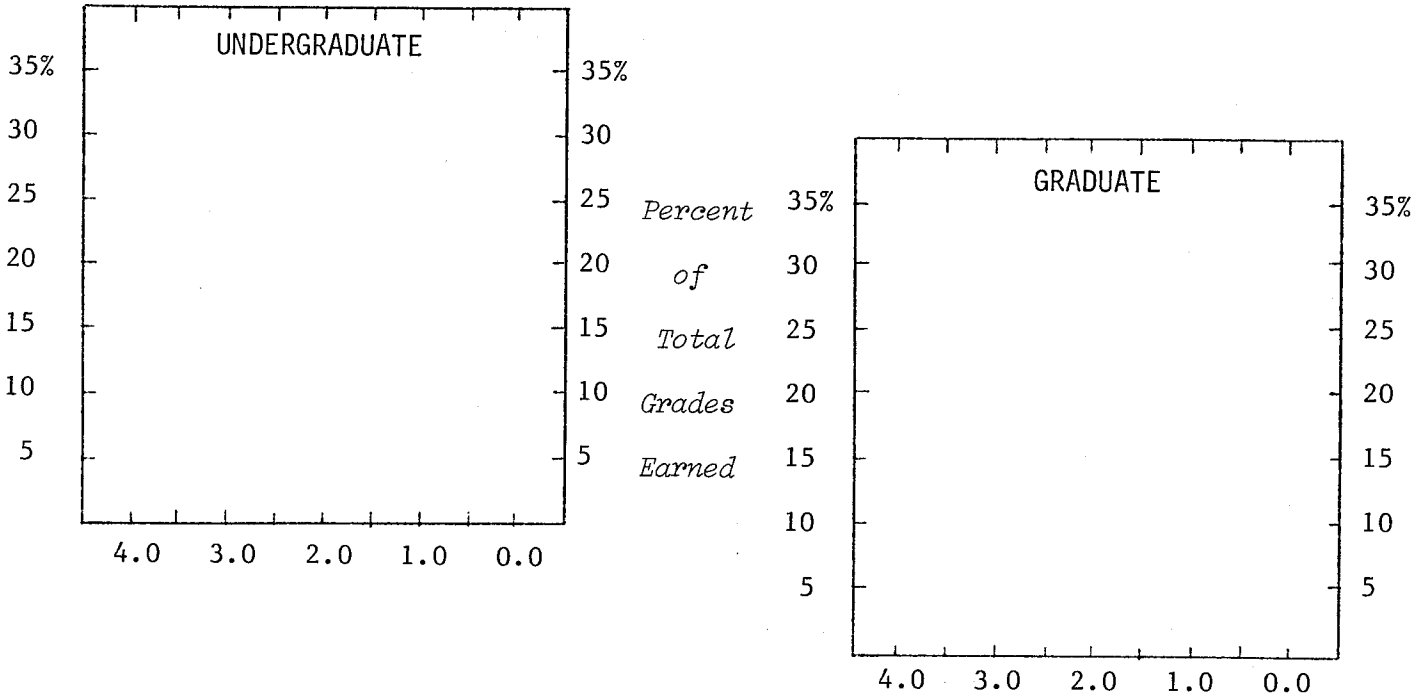
|                       | Total<br>Grades | Numerical Grades |      |      |      |      |      |      |      | Letter<br>Grades <sup>1</sup> |
|-----------------------|-----------------|------------------|------|------|------|------|------|------|------|-------------------------------|
|                       |                 | 4.0              | 3.5  | 3.0  | 2.5  | 2.0  | 1.5  | 1.0  | 0.0  |                               |
| <b>UNDERGRADUATES</b> |                 |                  |      |      |      |      |      |      |      |                               |
| Number of Grades      | 23854           | 4632             | 3625 | 4106 | 3462 | 3000 | 1542 | 1281 | 1686 | 520                           |
| Percent of Total      |                 |                  |      |      |      |      |      |      |      |                               |
| - College             | 100             | 19               | 15   | 17   | 15   | 13   | 6    | 5    | 7    | 3                             |
| - Campus              | 100             | 19               | 17   | 20   | 15   | 11   | 5    | 3    | 3    | 7                             |
| <b>GRADUATES</b>      |                 |                  |      |      |      |      |      |      |      |                               |
| Number of Grades      | 2245            | 632              | 338  | 348  | 106  | 47   | 12   | 9    | 3    | 750                           |
| Percent of Total      |                 |                  |      |      |      |      |      |      |      |                               |
| - College             | 100             | 28               | 15   | 16   | 5    | 2    | 1    |      |      | 33                            |
| - Campus              | 100             | 27               | 17   | 12   | 3    | 1    |      |      |      | 40                            |

Note: 1) The following grades and symbols are included: CR-NC, P-N, I, DF, and V.

MICHIGAN STATE UNIVERSITY  
Office of the Registrar  
*Evaluation & Research*

DISTRIBUTION OF COURSE GRADES  
COLLEGE OF OSTEOPATHIC MEDICINE  
East Lansing Campus

Winter 1977



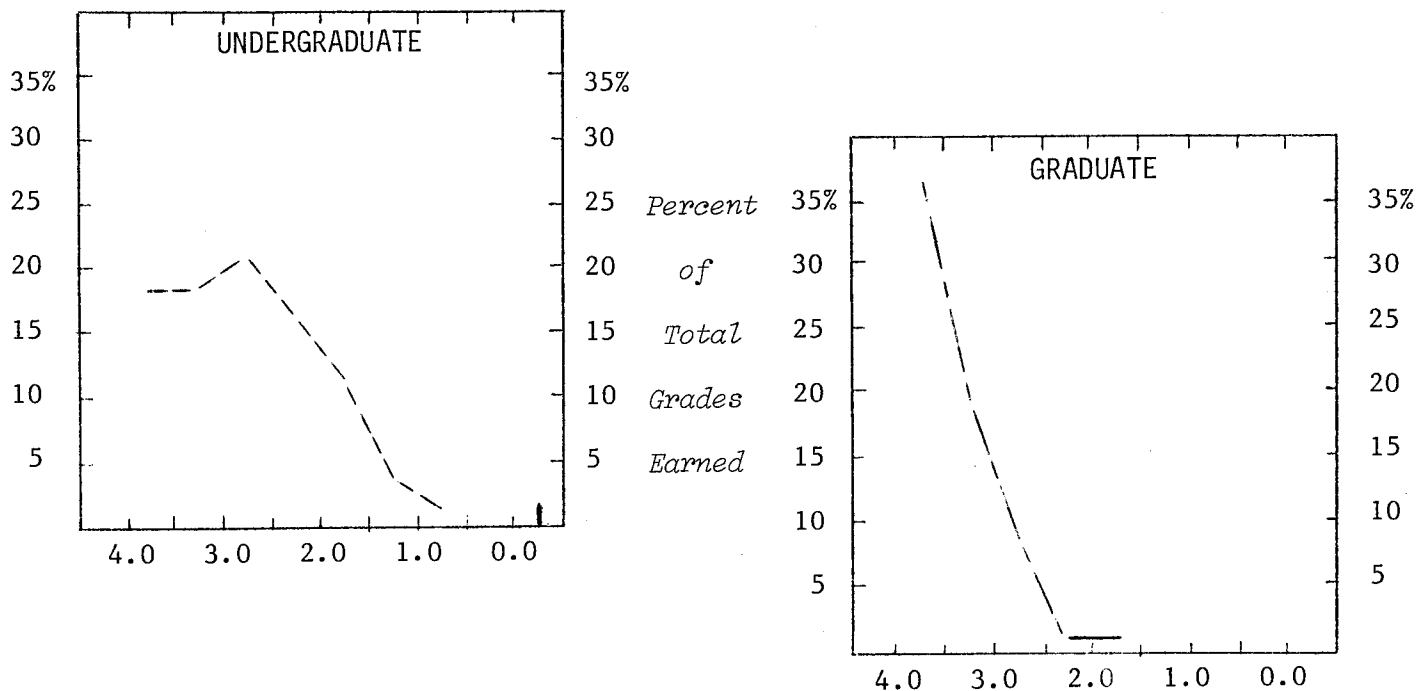
|                       | Total Grades | Numerical Grades |     |     |     |     |     |     |     | Letter Grades <sup>1</sup> |
|-----------------------|--------------|------------------|-----|-----|-----|-----|-----|-----|-----|----------------------------|
|                       |              | 4.0              | 3.5 | 3.0 | 2.5 | 2.0 | 1.5 | 1.0 | 0.0 |                            |
| <u>UNDERGRADUATES</u> |              |                  |     |     |     |     |     |     |     |                            |
| Number of Grades      | 2            | 1                |     |     |     |     |     |     |     | 1                          |
| Percent of Total      |              |                  |     |     |     |     |     |     |     |                            |
| - College             | 100          |                  |     |     |     |     |     |     |     |                            |
| - Campus              | 100          | 19               | 17  | 20  | 15  | 11  | 5   | 3   | 3   | 7                          |
| <u>GRADUATES</u>      |              |                  |     |     |     |     |     |     |     |                            |
| Number of Grades      | 1317         |                  |     |     |     |     |     |     |     | 1317                       |
| Percent of Total      |              |                  |     |     |     |     |     |     |     |                            |
| - College             | 100          |                  |     |     |     |     |     |     |     | 100                        |
| - Campus              | 100          | 27               | 17  | 12  | 3   | 1   |     |     |     | 40                         |

Note: 1) The following grades and symbols are included: CR-NC, P-N, I, DF, and V.

MICHIGAN STATE UNIVERSITY  
Office of the Registrar  
*Evaluation & Research*

DISTRIBUTION OF COURSE GRADES  
COLLEGE OF SOCIAL SCIENCE  
East Lansing Campus

Winter 1977



|                       | Total<br>Grades | Numerical Grades |      |      |      |      |     |     |     | Letter<br>Grades <sup>1</sup> |
|-----------------------|-----------------|------------------|------|------|------|------|-----|-----|-----|-------------------------------|
|                       |                 | 4.0              | 3.5  | 3.0  | 2.5  | 2.0  | 1.5 | 1.0 | 0.0 |                               |
| <b>UNDERGRADUATES</b> |                 |                  |      |      |      |      |     |     |     |                               |
| Number of Grades      | 14852           | 2605             | 2694 | 3150 | 2470 | 1767 | 646 | 369 | 323 | 828                           |
| Percent of Total      |                 |                  |      |      |      |      |     |     |     |                               |
| - College             | 100             | 18               | 18   | 21   | 17   | 12   | 4   | 2   | 2   | 6                             |
| - Campus              | 100             | 19               | 17   | 20   | 15   | 11   | 5   | 3   | 3   | 7                             |
| <b>GRADUATES</b>      |                 |                  |      |      |      |      |     |     |     |                               |
| Number of Grades      | 2179            | 798              | 436  | 192  | 23   | 14   | 1   |     | 1   | 714                           |
| Percent of Total      |                 |                  |      |      |      |      |     |     |     |                               |
| - College             | 100             | 37               | 20   | 9    | 1    | 1    |     |     |     | 32                            |
| - Campus              | 100             | 27               | 17   | 12   | 3    | 1    |     |     |     | 40                            |

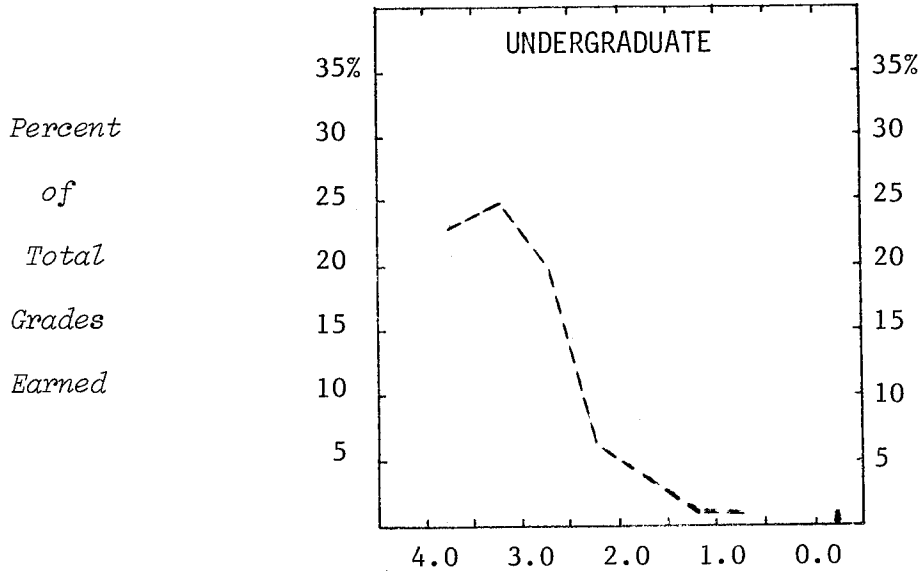
Note: 1) The following grades and symbols are included: CR-NC, P-N, I, DF, and V.



MICHIGAN STATE UNIVERSITY  
Office of the Registrar  
*Evaluation & Research*

DISTRIBUTION OF COURSE GRADES  
COLLEGE OF URBAN DEVELOPMENT  
East Lansing Campus

Winter 1977



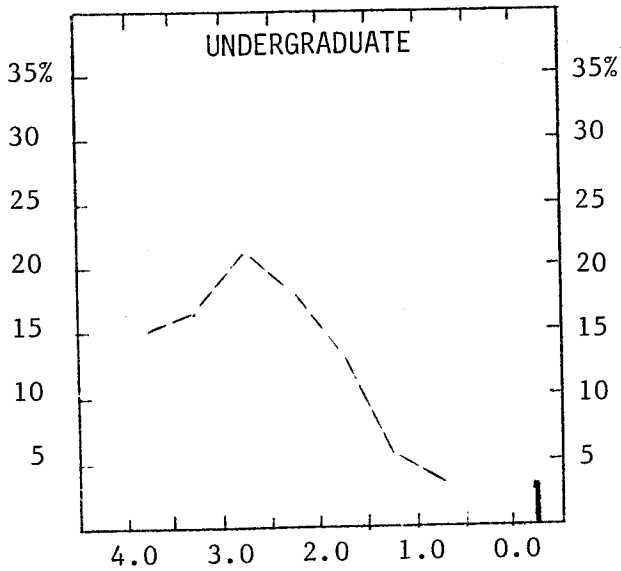
|                       | Total<br>Grades | Numerical Grades |     |     |     |     |     |     |     | Letter<br>Grades <sup>1</sup> |
|-----------------------|-----------------|------------------|-----|-----|-----|-----|-----|-----|-----|-------------------------------|
|                       |                 | 4.0              | 3.5 | 3.0 | 2.5 | 2.0 | 1.5 | 1.0 | 0.0 |                               |
| <u>UNDERGRADUATES</u> |                 |                  |     |     |     |     |     |     |     |                               |
| Number of Grades      | 568             | 131              | 142 | 116 | 39  | 20  | 10  | 6   | 6   | 98                            |
| Percent of Total      |                 |                  |     |     |     |     |     |     |     |                               |
| - College             | 100             | 23               | 25  | 20  | 7   | 4   | 2   | 1   | 1   | 17                            |
| - Campus              | 100             | 19               | 17  | 20  | 15  | 11  | 5   | 3   | 3   | 7                             |
| <u>GRADUATES</u>      |                 |                  |     |     |     |     |     |     |     |                               |
| Number of Grades      | 20              | 9                | 7   |     | 2   |     | 1   |     |     | 1                             |
| Percent of Total      |                 |                  |     |     |     |     |     |     |     |                               |
| - College             | 100             | 45               | 35  |     | 10  |     | 5   |     |     | 5                             |
| - Campus              | 100             | 27               | 17  | 12  | 3   | 1   |     |     |     | 40                            |

Note: 1) The following grades and symbols are included: CR-NC, P-N, I, DF, and V.

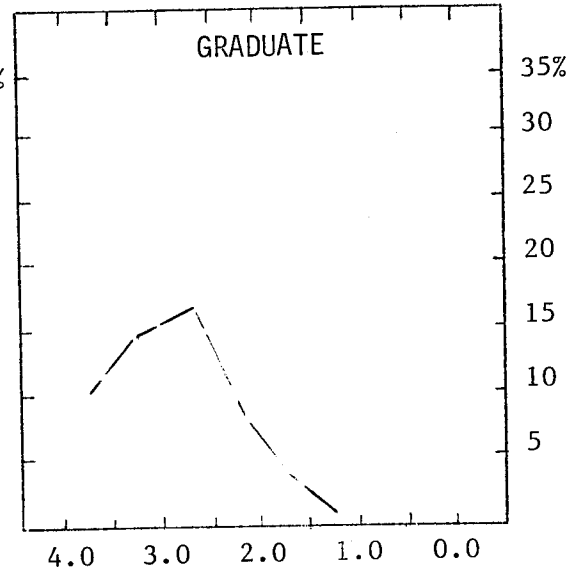
MICHIGAN STATE UNIVERSITY  
Office of the Registrar  
*Evaluation & Research*

DISTRIBUTION OF COURSE GRADES  
COLLEGE OF VETERINARY MEDICINE  
East Lansing Campus

Winter 1977



Percent  
of  
Total  
Grades  
Earned



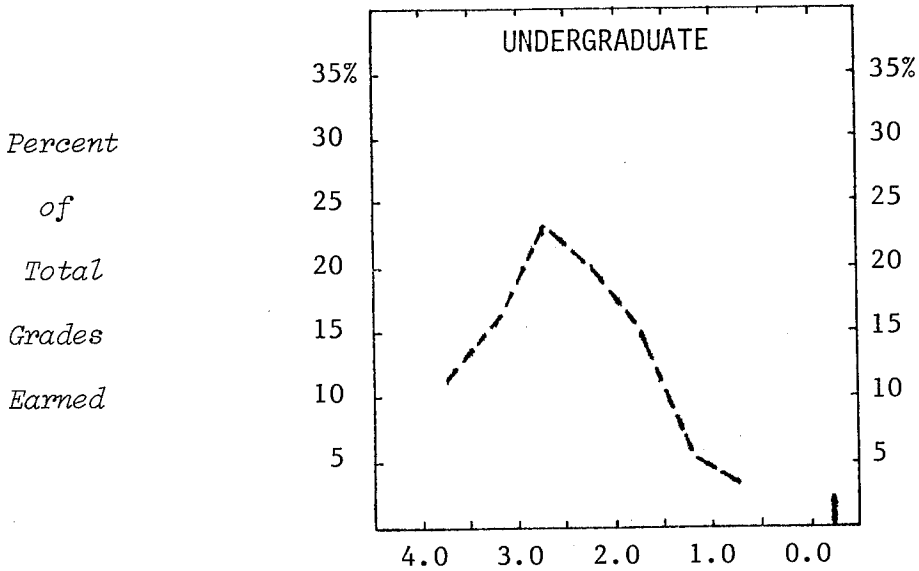
|                       | Total<br>Grades | Numerical Grades |     |     |     |     |     |     |     | Letter<br>Grades <sup>1</sup> |
|-----------------------|-----------------|------------------|-----|-----|-----|-----|-----|-----|-----|-------------------------------|
|                       |                 | 4.0              | 3.5 | 3.0 | 2.5 | 2.0 | 1.5 | 1.0 | 0.0 |                               |
| <b>UNDERGRADUATES</b> |                 |                  |     |     |     |     |     |     |     |                               |
| Number of Grades      | 2723            | 401              | 470 | 582 | 486 | 375 | 168 | 100 | 69  | 72                            |
| Percent of Total      |                 |                  |     |     |     |     |     |     |     |                               |
| - College             | 100             | 15               | 17  | 21  | 18  | 14  | 6   | 4   | 3   | 2                             |
| - Campus              | 100             | 19               | 17  | 20  | 15  | 11  | 5   | 3   | 3   | 7                             |
| <b>GRADUATES</b>      |                 |                  |     |     |     |     |     |     |     |                               |
| Number of Grades      | 2464            | 252              | 361 | 413 | 243 | 104 | 34  | 7   | 4   | 1046                          |
| Percent of Total      |                 |                  |     |     |     |     |     |     |     |                               |
| - College             | 100             | 10               | 15  | 17  | 10  | 4   | 1   |     |     | 43                            |
| - Campus              | 100             | 27               | 17  | 12  | 3   | 1   |     |     |     | 40                            |

Note: 1) The following grades and symbols are included: CR-NC, P-N, I, DF, and V.

MICHIGAN STATE UNIVERSITY  
Office of the Registrar  
*Evaluation & Research*

DISTRIBUTION OF COURSE GRADES  
UNIVERSITY COLLEGE  
East Lansing Campus

Winter 1977



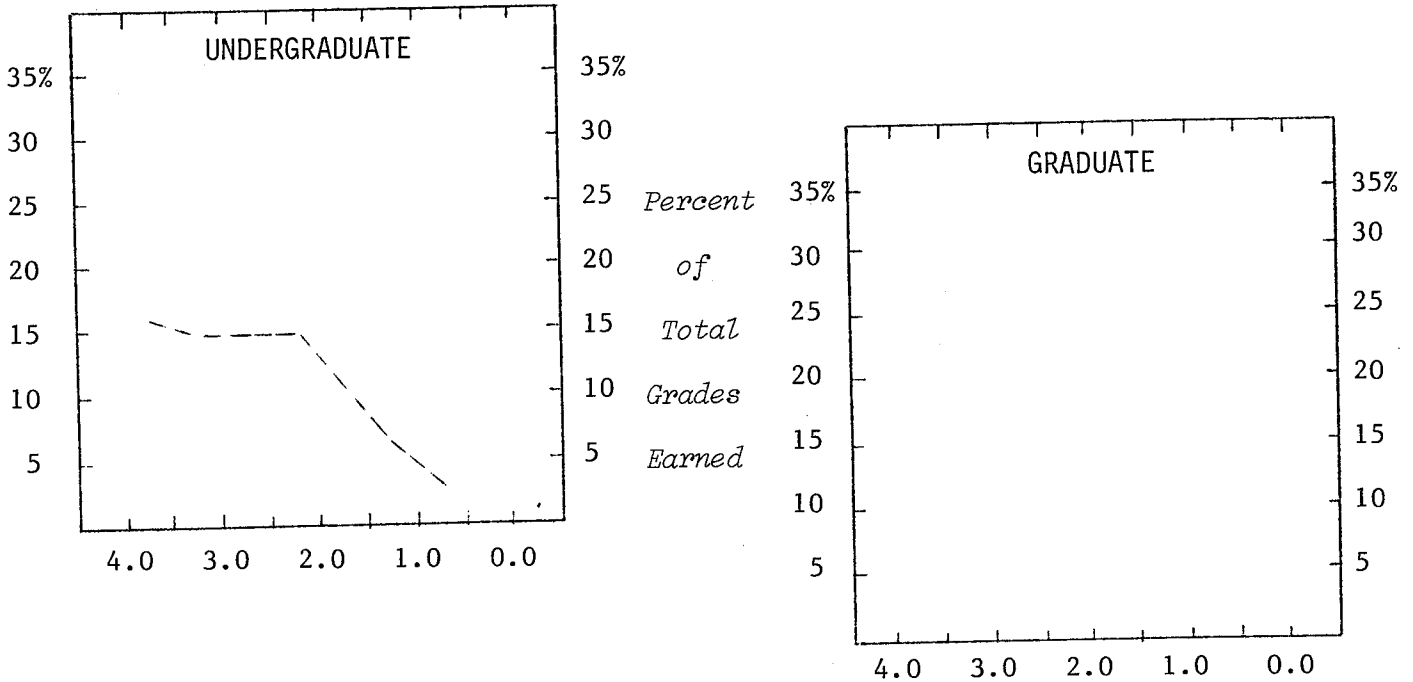
|                       | Total<br>Grades | Numerical Grades |      |      |      |      |      |     |     | Letter<br>Grades <sup>1</sup> |
|-----------------------|-----------------|------------------|------|------|------|------|------|-----|-----|-------------------------------|
|                       |                 | 4.0              | 3.5  | 3.0  | 2.5  | 2.0  | 1.5  | 1.0 | 0.0 |                               |
| <u>UNDERGRADUATES</u> |                 |                  |      |      |      |      |      |     |     |                               |
| Number of Grades      | 20836           | 2470             | 3350 | 4864 | 4201 | 3161 | 1303 | 684 | 485 | 318                           |
| Percent of Total      |                 |                  |      |      |      |      |      |     |     |                               |
| - College             | 100             | 12               | 16   | 23   | 20   | 15   | 6    | 3   | 2   | 3                             |
| - Campus              | 100             | 19               | 17   | 20   | 15   | 11   | 5    | 3   | 3   | 7                             |
| <u>GRADUATES</u>      |                 |                  |      |      |      |      |      |     |     |                               |
| Number of Grades      | 7               | 5                |      |      |      |      |      |     |     | 2                             |
| Percent of Total      |                 |                  |      |      |      |      |      |     |     |                               |
| - College             | 100             |                  |      |      |      |      |      |     |     | 40                            |
| - Campus              | 100             | 27               | 17   | 12   | 3    | 1    |      |     |     |                               |

Note: 1) The following grades and symbols are included: CR-NC, P-N, I, DF, and V.

MICHIGAN STATE UNIVERSITY  
Office of the Registrar  
*Evaluation & Research*

DISTRIBUTION OF COURSE GRADES  
ALL UNIVERSITY COURSES  
East Lansing Campus

Winter 1977



|                       | Total<br>Grades | Numerical Grades |     |     |     |     |     |     |     | Letter<br>Grades <sup>1</sup> |
|-----------------------|-----------------|------------------|-----|-----|-----|-----|-----|-----|-----|-------------------------------|
|                       |                 | 4.0              | 3.5 | 3.0 | 2.5 | 2.0 | 1.5 | 1.0 | 0.0 |                               |
| <u>UNDERGRADUATES</u> |                 |                  |     |     |     |     |     |     |     |                               |
| Number of Grades      | 951             | 150              | 147 | 145 | 147 | 117 | 66  | 32  | 13  | 134                           |
| Percent of Total      |                 |                  |     |     |     |     |     |     |     |                               |
| - College             | 100             | 16               | 15  | 15  | 15  | 12  | 7   | 3   | 1   | 16                            |
| - Campus              | 100             | 19               | 17  | 20  | 15  | 11  | 5   | 3   | 3   | 7                             |
| <u>GRADUATES</u>      |                 |                  |     |     |     |     |     |     |     |                               |
| Number of Grades      | 8               | 4                | 1   | 2   |     |     |     |     |     | 1                             |
| Percent of Total      |                 |                  |     |     |     |     |     |     |     |                               |
| - College             | 100             |                  |     |     |     |     |     |     |     |                               |
| - Campus              | 100             | 27               | 17  | 12  | 3   | 1   |     |     |     | 40                            |

Note: 1) The following grades and symbols are included: CR-NC, P-N, I, DF, and V.