

MICHIGAN STATE UNIVERSITY
Office of the Registrar

TOTAL STUDENTS ENROLLED IN CREDIT PROGRAMS
EAST LANSING CAMPUS

Summer 1965

	TOTAL		UNDERGRADUATES						GRADUATES					
	Total	Men	Fresh.	Soph.	Jrs.	Srs.	Spec.	Total	Men	GrPro.	Mas.	Drs.	Total	Men
AGRICULTURE	779	727	37	105	50	134	60	386	360	218	175	393	367	
ARTS & LETTERS	1551	714	51	120	213	405	103	892	330	514	145	659	384	
BUSINESS	1072	954	43	76	142	382	27	670	571	281	121	402	383	
COMMUNICATION ARTS	498	292	14	21	70	141	13	259	139	145	94	239	153	
EDUCATION	3669	1479	97	131	302	628	123	1281	216	1833	555	2388	1263	
ENGINEERING	310	307	22	40	31	94	3	190	187	58	62	120	120	
HOME ECONOMICS	352	6	11	35	47	136	19	248	5	97	7	104	1	
NATURAL SCIENCE	1394	967	38	105	167	295	60	665	367	462	267	729	600	
SOCIAL SCIENCE	1396	911	50	95	263	519	61	988	596	293	115	408	315	
VETERINARY MEDICINE	159	97	12	21	20	26	6	85	29	34	14	74	68	
NO PREFERENCE	363	173	136	174	13	40		363	173					
UNCLASSIFIED	341	183			87			87	46	143	111	254	137	
TOTAL CAMPUS	11884	6810	511	923	1318	2760	602	6114	3019	34	4070	1666	5770	3791

NOTE: Totals include non-duplicate students only, listed in the curriculum of the student's choice.

	TOTAL		UNDERGRADUATES						GRADUATES					
	Total	Men	Fresh.	Soph.	Jrs.	Srs.	Spec.	Total	Men	GrPro.	Mas.	Drs.	Total	Men
BUSINESS														
Accounting & Fin. Adm.	303	283	13	15	29	93	3	153	140	107	43	150	143	
Bus. Law, Ins. & Off. Adm.	229	168	18	32	49	118	12	229	168					
Business Administration	80	72	1	3	9	21	6	40	34	18	22	40	38	
Economics	215	207	2	7	21	61	4	95	92	89	31	120	115	
Mktg. & Trans. Adm.	125	120	1	4	13	40		58	56	42	25	67	64	
Management	120	104	8	15	21	49	2	95	81	25	25	25	23	
Hotel Rest. & Inst. Mgt.	1072	954	43	76	142	382	27	670	571	281	121	402	383	
COMMUNICATION ARTS														
Advertising	62	53	3	2	15	41		61	52	1		1	1	
Journalism	57	27	3	1	17	24	1	46	22	11		11	5	
Television & Radio	75	59	3	5	13	25	2	48	37	27		27	22	
Communication	52	41		1	2	8		11	4	15	26	41	37	
Speech	252	112	5	12	23	43	10	93	24	91	68	159	88	
Total	498	292	14	21	70	141	13	259	139	145	94	239	153	
EDUCATION														
Education-Graduate	840	385								726	114	840	385	
Elem. & Special Education	1548	212	78	112	267	563	116	1136	128	371	41	412	84	
Second. Ed. & Curriculum	424	295	1	1	5	4	2	13	12	293	118	411	283	
Health Phys. Ed. & Rec.	208	119	18	18	30	61	5	132	76	65	11	76	43	
Adm. & Higher Education	294	261								133	161	294	261	
Guid. & Personnel Services	355	207								245	110	355	207	
Total	3669	1479	97	131	302	628	123	1281	216	1833	555	2388	1263	
Secondary Teaching (1)	1011	330	63	126	215	555	52	1011	330					
ENGINEERING														
Engineering-No Major	12	12	9	1			2	12	12				13	
Agricultural Engineering	6	5		1	2	3		6	5				9	
Mechanics	13	13											13	
Chemical Engineering	24	23	1	8	1	5		15	14	5	4	9	9	
Civil Engineering	44	43	2	4	5	8		19	18	15	10	25	25	
Electrical Engineering	130	130	6	17	14	44	1	82	82	28	20	48	48	
Mechanical Engineering	65	65	4	8	9	29		50	50	6	9	15	15	
Metallurgical Engineering	12	12		1		4		5	5	1	6	7	7	
Sanitary Engineering	3	3								2	1	3	3	
Engr. for Inter'l. Service	1	1				1		1	1					
Total	310	307	22	40	31	94	3	190	187	58	62	120	120	

	TOTAL		UNDERGRADUATES				GRADUATES							
	Total	Men	Fresh. Soph.	Jrs.	Srs. Spec.	Total	Men	GrPro.	Mas.	Drs. Total	Men			
HOME ECONOMICS	352	6	11	35	47	136	19	248	5	97	7	104	1	
NATURAL SCIENCE	14	8				14		14	8					
Natural Science-No Major	15	11	1	1	6	6	1	15	11					
Biochemistry	10	10								5	5	10	10	
Biophysics	71	56	1	1		2		3	1	68		68	55	
General Science	462	342	2	9	39	100	16	166	118	200	96	296	224	
Biological Sciences	342	312	3	11	26	62	11	113	96	101	128	229	216	
Physical Science	292	187	8	28	38	80	12	166	92	88	38	126	95	
Math. and Statistics	138		10	35	47	45	1	138						
Nursing	50	41	14	20	11	5	5	50	41					
Pre-Professional	1394	967	38	105	167	295	60	665	367	462	267	729	600	
Total														
SOCIAL SCIENCE	431	275	20	29	100	196	40	385	244	39	7	46	31	
Social Science	42	19	1	6	4	5	1	17	3	18	7	25	16	
Anthropology	100	87	7	10	5	9	1	15	12	62	23	85	75	
Geography	133	97	7	10	27	55	4	103	73	23	7	30	24	
Political Science	253	168	7	14	52	92	4	169	104	42	42	84	64	
Psychology	100	57	3	3	6	20	1	33	14	38	29	67	43	
Sociology	136	122	3	10	25	61	6	105	91	31		31	31	
Police Adm. & Pub. Safety	136	22	8	22	39	51	1	121	16	15		15	6	
Social Work	65	64	1	1	5	30	3	40	39	25		25	25	
Urban Plan. & Land. Arch.	1396	911	50	95	263	519	61	988	596	293	115	408	315	
Total														
VETERINARY MEDICINE	74	68								34	26	14	74	68
Veterinary Medicine	54	6	6	6	16	26		54	6					
Medical Technology	31	23	6	15	4		6	31	23					
Pre-Veterinary	159	97	12	21	20	26	6	85	29	26	14	74	68	
Total														

NOTE: The above enrollments include non-duplicate students only, listed in the curriculum of the student's choice, except as in note (1).

(1) These totals indicate Secondary Teaching Certificate Candidates shown in the curriculum of the student's choice and dually enrolled in the College of Education.

MICHIGAN STATE UNIVERSITY
Office of the Registrar

TOTAL STUDENTS - CENTERS AND CREDIT EXTENSION
Summer 1965

	TOTAL		UNDERGRADUATES					GRADUATES						
	Total	Men	Fresh.	Soph.	Jrs.	Srs.	Spec.	Total	Men	GrPro.	Ms.	Drs.	Total	Men
CENTERS														
Agriculture	1	1		1	1				1					
Arts and Letters	70	41	2	1	5	11	6		25	10			45	31
Business	57	54			5	2			7	4			50	50
Communication Arts	9	5	1	1	1	2			4	2			5	3
Education	350	125	3	4	12	27	9		55	13			269	112
Engineering	5	5			1				1	1			4	4
Home Economics	2			1					1				1	1
Natural Science	8	5		1	1		1		2	2			5	3
Social Science	21	12		3	5	4	2		14	10			7	2
Veterinary Medicine														
No Preference	5	2	1	3					5	2				
Unclassified	807	203			1		168		169	59			582	144
Total	1335	453	7	14	29	47	187		284	104			965	349

CREDIT EXTENSION

Agriculture	1	1												1	1
Arts and Letters	55	13	4	16	10	11	1		42	8			12	13	5
Business	7	2		3	1	1			5	1			1	2	1
Communication Arts	3			1	1		1		2				1	1	
Education	155	33	2	3	4	10	5		24	2			120	11	31
Engineering															
Home Economics	6			4					4				2	2	
Natural Science	11	7	1	2	1	3	1		8	5			1	3	2
Social Science	15	7		5	3	2			10	5			3	5	2
Veterinary Medicine															
No Preference	4	3	4						4	3					
Unclassified	876	223					189		189	35			583	104	188
Total	1133	289	11	33	20	27	197		288	59			725	120	230
TOTAL OFF CAMPUS	2468	742	18	47	49	74	384		572	163			1690	206	579

NOTE: Totals include non-duplicate students only, listed in the curriculum of the student's choice.

MICHIGAN STATE UNIVERSITY
Office of the Registrar

NEW STUDENTS - EAST LANSING CAMPUS
Summer 1965

	TOTAL		FIRST TIME FRESHMEN		TRANSFER		UNDERGRAD. TOTALS		FIRST TIME		GRADUATE TOTALS	
	Total	Men	Total	Men	Total	Men	Total	Men	Mas.	Drs.	Total	Men
EAST LANSING CAMPUS-TOTAL	1889	964	156	76	485	229	641	305	1009	151	1248	659
NO PREFERENCE UNCLASSIFIED	75	31	44	19	31	12	75	31				
	205	118	31	20	11	3	42	23	81	82	163	95
AGRICULTURE												
Agriculture-Graduates	41	38							34	6	41	38
Agricultural Business	2	2			2	2	2	2				
General Agriculture	34	34	3	3	31	31	34	34				
Fisheries and Wildlife	1	1							1		1	1
Forest Products	20	20	1	1	18	18	19	19	1		1	1
Forestry	3	2	2	1			2	1	1		1	1
Total	101	97	6	5	51	51	57	56	37	6	44	41
ARTS & LETTERS												
Arts & Letters	26	13			26	13	26	13				
Art	30	12	2	1	9	3	11	4	17		19	8
Literature	72	24	2	1	17	6	19	7	40	4	53	17
German & Russian	4	3	1				1		1	2	3	3
Romance Languages	21	7	1		10	3	11	3	8	1	10	4
Ling., Orient. & Afr. Lang.	8	3							7		8	3
History	58	39	3	1	11	4	14	5	39	3	44	34
Music	35	20	1	1	1		2	1	28	3	33	19
Philosophy	3	2							2		3	2
Total	257	123	10	4	74	29	84	33	142	13	173	90
BUSINESS												
Accounting & Fin. Ad.	36	35	2	1	9	9	11	10	21	1	25	25
Business Services	23	17	2	1	21	16	23	17				
Economics	11	7			5	2	5	2	3		6	5
Marketing & Trans. Ad.	18	16			2	2	2	2	14	2	16	14
Management	9	9	1	1	2	2	3	3	6		6	6
Hotel, Rest. & Inst. Mgt.	15	12	3	2	6	5	9	7	6		6	5
Total	112	96	8	5	45	36	53	41	50	3	59	55
COMMUNICATION ARTS												
Advertising	2	2			2	2	2	2				
Journalism	5	1	2				2		3		3	1
Television & Radio Communication	6	5	1	1	2	1	3	2	3		3	3
Speech	4	4							1	3	4	4
Speech	38	13	4	3	3	1	7	4	22	5	31	9
Total	55	25	7	4	7	4	14	8	29	8	41	17

	TOTAL		FIRST TIME FRESHMEN		TRANSFER		UNDERGRAD. TOTALS		FIRST TIME		GRADUATE TOTALS	
	Total	Men	Total	Men	Total	Men	Total	Men	Mas.	Drns.	Total	Men
EDUCATION												
Education-No Major	303	112							297	5	303	112
Elem. & Special Educ.	223	27	15	1	127	15	142	16	65	1	81	11
Second. Educ. & Curr.	65	44			2	2	2	2	44	6	63	42
Health Phys. Educ. & Rec.	23	12	3	1	4	4	7	5	15		16	7
Administration & Higher Ed.	12	9							6	5	12	9
Guid. & Personnel Services	37	10							23	4	37	10
Total	663	214	18	2	133	21	151	23	450	21	512	191
Secondary Teaching (1)	54	21	13	5	41	16	54	21				
ENGINEERING												
Engineering-No Major	7	7	5	5	2	2	7	7				
Agricultural Engineering	1				1		1					
Civil Engineering	2	2			1	1	1	1	1		1	1
Electrical Engineering	8	8			3	3	3	3	5		5	5
Mechanical Engineering	2	2			2	2	2	2				
Total	20	19	5	5	9	8	14	13	6		6	6
HOME ECONOMICS	48		2		13		15		31		33	
NATURAL SCIENCE												
Natural Science	11	6			11	6	11	6				
Biochemistry	3	1	1	1	2		3	1				
Biological Sciences	56	36			11	7	11	7	33	3	45	29
General Science	47	38							47		47	38
Physical Sciences	30	26	1	1	9	8	10	9	10	9	20	17
Math. & Statistics	37	22	3	2	14	9	17	11	16	3	20	11
Nursing	5		1		4		5					
Pre-Professional	8	4	4	2	4	2	8	4				
Total	197	133	10	6	55	32	65	38	106	15	132	95
SOCIAL SCIENCE												
Social Science	42	26	5	3	25	13	30	16	10	1	12	10
Anthropology	4	1			1		1		2		3	1
Geography	40	35							39	1	40	35
Political Science	10	5	2	1	3		5	1	3	1	5	4
Psychology	11	4	3		7	4	10	4	1		1	
Sociology	8	4			2		2		6		6	4
Police Ad. & Pub. Safety	16	16	1	1	8	8	9	9	7		7	7
Social Work	7	2	1		4	2	5	2	2		2	
Urban Plan. & Land. Arch.	4	4			2	2	2	2	2		2	2
Total	142	97	12	5	52	29	64	34	72	3	78	63
VETERINARY MEDICINE												
Veterinary Medicine	7	6							5		7	6
Medical Technology	1		1				1					
Pre-Veterinary Medicine	6	5	2	1	4	4	6	5				
Total	14	11	3	1	4	4	7	5	5		7	6

(1) These totals indicate Secondary Teaching Certificate Candidates shown in the curriculum of the student's choice and dually enrolled in the College of Education.

MICHIGAN STATE UNIVERSITY
Office of the Registrar

STUDENTS ENROLLED IN CREDIT PROGRAMS

Summer 1965 Compared with
Summer of Previous Years

<u>Curriculum</u>	<u>1964-5 Change</u>	<u>1965</u>	<u>1964</u>	<u>1963</u>	<u>1962</u>	<u>1961</u>
Agriculture (Incl. Agr. Engr. Grad.)	176	779	603	612	604	583
Arts and Letters	263	1551	1288	1086	969	776
Business	117	1072	955	1039	962	1143
Communication Arts	75	498	423	411	351	326
Education (Excl. Sec. Teach.)	141	3669	3528	3251	2928	2814
Engineering (Incl. Agr. Engr. Undergrad.)	12	310	298	297	292	354
Home Economics	26	352	326	305	266	251
Natural Science	105	1394	1289	1169	1126	1038
Social Science	291	1396	1105	917	783	1104
Veterinary Medicine	34	159	125	116	102	83
Non-Preference	143	363	220	328	365	345
Unclassified	130	341	211	225	250	485
East Lansing Campus	1513	11884	10371	9756	8998	9302
change in total number of students		1513	615	758	304	
change as a per cent of previous Summer		14.6%	6.3	8.4	-3.3	
Centers & Credit Extension Program		2468	2113	1900	1757	1945
change in total number of students		355	213	143	-188	
change as a per cent of previous Summer		16.8%	11.2	8.1	-9.7	
Oakland University		822	706	643	497	204
change in total number of students		116	63	146	293	
change as a per cent of previous Summer		16.4%	9.8	29.4	143.6	

MICHIGAN STATE UNIVERSITY
Office of the Registrar

ENROLLMENT IN CREDIT PROGRAMS
Summer 1965

	TOTAL		UNDERGRADUATES					GRADUATES						
	Total	Men	Fr.	So.	Jr.	Sr.	Spec. Total	Men	Gr. Pro.	Mas. Drs.	Total	Men		
<u>TOTAL STUDENTS</u>														
Resident Credit	11884	6810	511	923	1318	2760	602	6114	3019	34	4070	1666	5770	3791
East Lansing Campus Centers	1335	453	7	14	29	47	187	284	104		965	86	1051	349
Oakland University	822	383	110	340	219	153	822	822	383					
Total	14041	7646	628	1277	1566	2960	789	7220	3506	34	5035	1752	6821	4140
Credit Extension	1133	289	11	33	20	27	197	288	59		725	120	845	230
TOTAL UNIVERSITY	15174	7935	639	1310	1586	2987	986	7508	3565	34	5760	1872	7666	4370

NEW STUDENTS

Resident Credit	1889	964	189	41	114	12	285	641	305	1083	165	1248	659
East Lansing Campus Centers	515	149			3		102	105	48	385	25	410	101
Oakland University	32	11	12	10	4	6		32	11				
Total	2436	1124	201	51	121	18	387	778	364	1468	190	1658	760
Credit Extension	599	163					120	120	27	408	71	479	136
TOTAL UNIVERSITY	3035	1287	201	51	121	18	507	898	391	1876	261	2137	896

MICHIGAN STATE UNIVERSITY
Office of the Registrar

ENROLLMENTS IN FIRST FIVE-WEEK TERM

Summer 1965

CURRICULUMS	TOTAL		UNDERGRADUATES						GRADUATES					
	Total	Men	Fr.	So.	Jr.	Sr.	Sp.	Total	Men	GPro.	Mas.	Doc.	Total	Men
Agriculture	203	194	9	14	27	57	6	113	107		57	33	90	87
Arts and Letters	1138	521	32	61	134	333	70	630	227		414	94	508	294
Business	720	650	16	37	89	269	16	427	367		248	45	293	283
Communication Arts	363	196	5	10	50	116	11	192	98		117	54	171	98
Education	2715	1064	60	75	216	505	101	957	175		1460	298	1758	889
Engineering	66	64	5	11	1	39	2	58	56		5	3	8	8
Home Economics	255	4	2	12	30	119	15	178	3		72	5	77	1
Natural Science	461	264	17	50	76	125	22	290	139		141	30	171	125
Social Science	793	493	19	38	146	349	37	589	342		167	37	204	151
Veterinary Medicine	38	12	5	6	8	15	1	35	9		3		3	3
No Preference	166	79	48	84	12			22	166	79				
Unclassified	12	7						4	4	1				
Total Campus	6930	3548	218	398	789	1927	307	3639	1603		2688	603	3291	1945

TYPE OF STUDENT

New														
First Time	749		47					47	18		655	47	702	
Transfer	328		45	20	62		7	128	262	94	57	9	66	
Total	1077	486	92	20	62		7	128	309	112	712	56	768	374
Readmitted	1257								353				904	

SEX	Total	Men	Women
Men	3548	1603	1945
Women	3382	2036	1346

MARRIED	Total	Men	Women
Men	1973	528	1445
Women	1170	513	657

ADDITIONAL DATA

University College	903	334
--------------------	-----	-----

MICHIGAN STATE UNIVERSITY
Office of the Registrar

ENROLLMENTS IN TEN-WEEK TERM

Summer 1965

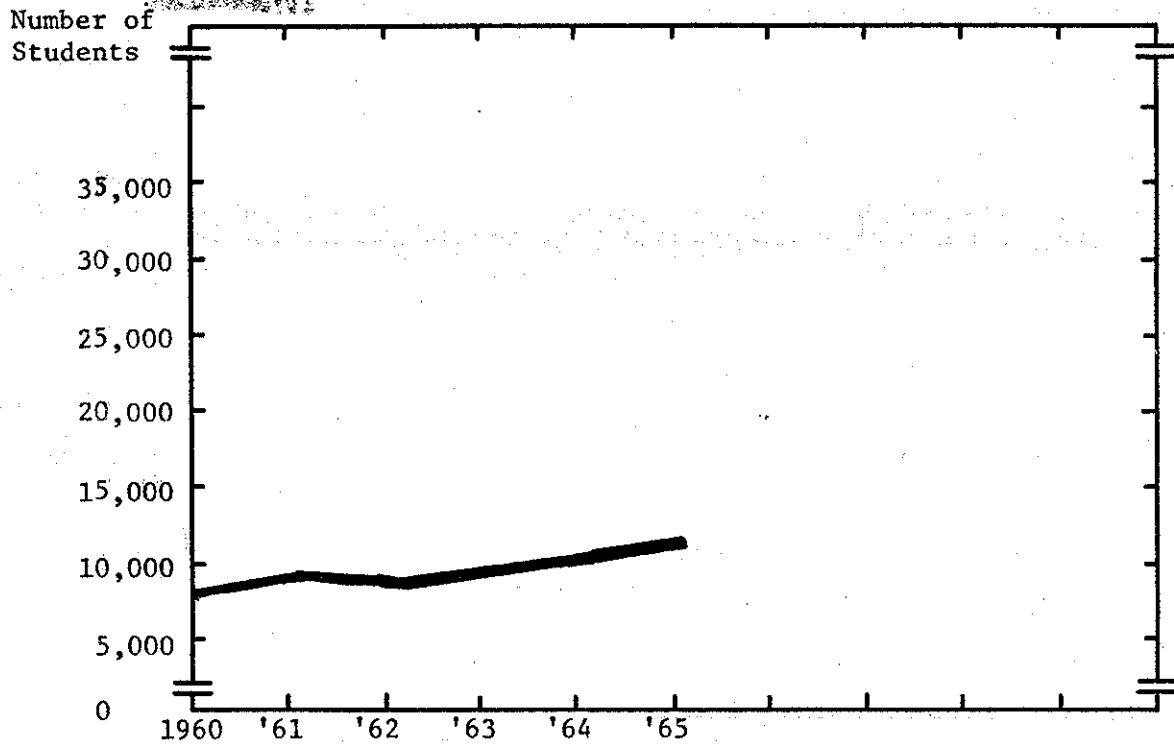
CURRICULUMS	TOTAL		UNDERGRADUATES						GRADUATES					
	Total	Men	Fr.	So.	Jr.	Sr.	Sp.	Total	Men	GPro.	Mas.	Doc.	Total	Men
Agriculture	583	536	31	97	34	95	8	265	243	172	146	318	293	
Arts and Letters	570	248	37	89	120	184	31	461	169	80	29	109	79	
Business	483	421	32	58	80	197	9	376	321	33	74	107	100	
Communication Arts	215	138	11	12	39	62	2	126	70	43	46	89	68	
Education	1302	532	65	83	208	298	30	684	108	339	279	618	424	
Engineering	276	274	19	36	28	78		161	159	55	60	115	115	
Home Economics	159	4	8	31	30	57	7	133	4	22	4	26		
Natural Science	921	660	33	71	115	215	29	463	266	238	220	458	394	
Social Science	784	506	37	63	159	288	21	568	329	151	65	216	177	
Veterinary Medicine	126	90	8	17	10	14	6	55	24	33	24	14	71	66
No Preference	241	114	104	115	4		18	241	114					
Unclassified	71	43					63	63	39		3	5	8	4
Total Campus	5731	3566	385	672	827	1488	224	3596	1846	33	1160	942	2135	1720
TYPE OF STUDENT														
New														
First Time	316		132					132	72	164	20	184		
Transfer	240		18	28	84	3	95	228	94	8	4	12		
Total	556	305	150	28	84	3	95	360	166	172	24	196	139	
Readmitted	586							274				312		
SEX														
Men	3566							1846				1720		
Women	2165							1750				415		
MARRIED														
Men	1762							537				1225		
Women	502							314				188		
ADDITIONAL DATA														
University College	1239	536												

NOTE: Data includes Agriculture Short Courses

MICHIGAN STATE UNIVERSITY
Office of the Registrar

Summary of Significant Changes
In East Lansing Campus Enrollments

COMPARISON OF SUMMER TERM ENROLLMENTS



Total Students	7968	9302	8998	9756	10371	11884					
New Students	1191	1782	1515	1446	1563	1889					
% New to Total	14.9	19.2	16.8	14.8	15.1	15.9					

MICHIGAN STATE UNIVERSITY
Office of the Registrar

STUDENT ENROLLMENT IN CREDIT PROGRAMS
EAST LANSING CAMPUS

Summer 1965

	TOTAL			UNDERGRADUATES		GRADUATES	
	1965	1964	% Change	1965	1964	1965	1964
CURRICULUMS							
Agriculture	779	603	29.2	386	275	393	328
Arts & Letters	1551	1288	20.4	892	792	659	496
Business	1072	955	12.3	670	659	402	296
Communication Arts	498	423	17.7	259	232	239	191
Education	3669	3528	4.0	1281	1263	2388	2265
Engineering	310	298	4.0	190	195	120	103
Home Economics	352	326	8.0	248	226	104	100
Natural Science	1394	1289	8.1	665	603	729	686
Social Science	1396	1105	26.3	988	784	408	321
Veterinary Medicine	159	125	27.2	85	61	74	64
No Preference	363	220	65.0	363	220		
Unclassified	341	211	61.6	87	121	254	90
Total - Non-Duplicate	11884	10371	14.6	6114	5431	5770	4940
TYPE OF STUDENT							
New							
First Time	1316	999	31.7	156	191	1160	808
Transfer	573	564	1.6	485	430	88	134
Unclassified							
Total	1889	1563	20.9	641	621	1248	942
Readmitted	1939	1572	23.3	591	476	1348	1096
SEX							
Men	6810	6024	13.0	3019	2768	3791	3256
Women	5074	4347	16.7	3095	2663	1979	1684
MARRIED							
Men	3623	2751	31.7	900	752	2723	1999
Women	1696	1244	36.3	723	533	973	711
ADDITIONAL DATA							
University College	1807	1448	24.8				
Secondary Teaching Candidates	1000	914	9.4				
Evening College (Non-Credit)	183	153	19.6				
Scholarships	1805	1245	45.0				

NOTE: Totals include non-duplicate students only, listed in the curriculum of the student's choice.

MICHIGAN STATE UNIVERSITY
Office of the Registrar

GEOGRAPHICAL DISTRIBUTION OF STUDENTS
EAST LANSING CAMPUS

Summer 1965

	TOTAL STUDENTS						NEW STUDENTS				
	Total	Lower	Upper	Grad. Prof.	Mas.	Drs.	Total	First Time Frsh.	Trans- fer	Mas.	Drs.
SUMMARY											
Total Michigan	9143	1630	3447	27	2945	1094	1332	116	380	755	81
Other States	2110	308	590	7	814	391	455	9	76	294	76
Total-U.S. Posses- ions and Foreign	631	57	82		311	181	102	31	29	34	8
Total	11884	1995	4119	34	4070	1666	1889	156	485	1083	165
MICHIGAN COUNTIES											
Alcona	6	2	4								
Alger	6	2	3		1						
Allegan	53	10	20		15	8				4	1
Alpena	31	2	13		12	4			4	1	1
Antrim	20	2	8		9	1			2	5	
Arenac	10	2	5		3						
Baraga	1	1							1		
Barry	44	12	16		11	5				3	1
Bay	121	11	62		38	10		1	6	12	1
Benzie	14	1	9		4			1			
Berrien	168	28	59	2	60	19		3	8	12	4
Branch	38	10	19		8	1			3	3	
Calhoun	219	15	89		90	25		1	8	18	2
Cass	31	6	15	1	6	3		1		4	1
Charlevoix	23	7	9		6	1		1	1	2	
Cheboygan	10	1	3		5	1				1	
Chippewa	24	6	8		4	6		2	1	1	1
Clare	8	3	1		3	1				1	
Clinton	128	33	44		43	8		5	6	8	1
Crawford	2		2								
Delta	23	3	8		10	2			1	4	
Dickinson	15	4	7		3	1			1	1	
Eaton	204	36	60	1	90	17		1	11	24	2
Emmet	28	3	14		11				2	2	
Genesee	357	46	129	2	134	46		1	16	49	
Gladwin	5	2	3						1		
Gogebic	13		3		9	1			1	5	
Grand Traverse	58	7	21		26	4			3	5	
Gratiot	62	11	19		28	4		2	4	11	
Hillsdale	65	13	19		29	4				11	1

TOTAL STUDENTS

NEW STUDENTS

	TOTAL STUDENTS						NEW STUDENTS			
	Total	Lower	Upper	Grad. Prof.	Mas.	Drs.	First Time Frsh.	Trans- fer	Mas.	Drs.
Houghton	17	4	11		2					
Huron	52	12	19	1	17	3	1	2	7	
Ingham	2383	370	744	6	750	513	42	90	125	8
Ionia	97	15	44		34	4		5	12	
Iosco	16	3	6		5	2			1	
Iron	12	1	5		5	1		1	1	
Isabella	36	7	9		13	7	1		3	
Jackson	202	28	71		84	19		6	21	
Kalamazoo	118	23	41		34	20	2	5	9	2
Kalkaska	3		2		1					
Kent	506	39	213	1	204	49	2	29	42	2
Lake	2	1	1							
Lapeer	32	6	12		12	2		1	4	1
Leelanau	11	3	2		4	2				
Lenawee	90	10	32		44	4		2	14	
Livingston	83	21	27	1	28	6	1	2	5	1
Luce	2	1	1							
Mackinac	4		3		1			1		
Macomb	240	48	85		91	16	2	11	35	7
Manistee	17	3	7		5	2	1			
Marquette	33	1	7		15	10		2	3	
Mason	24	7	11		3	3				
Mecosta	26	3	7		8	8		4	4	1
Menominee	23	3	13		5	2		5	1	1
Midland	121	31	48	1	33	8	1	8	7	1
Missaukee	2		1			1				
Monroe	49	14	18		15	2	2		7	
Montcalm	51	11	20		17	3	1	4	6	
Montmorency	11	1	5		5			1	4	
Muskegon	148	19	67	1	42	19	1	4	13	
Newaygo	33	6	14		11	2		4	1	
Oakland	777	205	306	2	214	50	13	25	57	11
Oceana	16		5		10	1			3	
Ogemaw	14	2	5		6	1	1		2	1
Ontonagon	4	1	3				1	1		
Osceola	5		2		3				3	
Oscoda	9		5		4					
Otsego	9	2	5		1	1	1			
Ottawa	127	22	35		55	15		4	16	1
Presque Isle	18	3	4		8	3	1	2	4	
Roscommon	11	2	6		3				2	
Saginaw	222	33	95	1	77	16	1	6	21	3
St. Clair	149	14	98	1	27	9		29	12	2
St. Joseph	34	11	13		8	2		2	2	
Sanilac	44	9	16		15	4			2	

TOTAL STUDENTS

NEW STUDENTS

	TOTAL STUDENTS						NEW STUDENTS			
	Total	Lower	Upper	Grad. Prof.	Mas.	Drs.	First Time Frsh.	Trans-fer	Mas.	Drs.
Schoolcraft	9	3	4		2					
Shiawassee	179	34	69		66	10	5	8	24	
Tuscola	55	12	23		16	4	1		2	1
Van Buren	42	8	17		15	2			3	
Washtenaw	124	29	42	1	36	16	1	3	10	2
Wayne	1047	266	472	5	225	79	15	33	79	20
Wexford	17	4	4		8	1			1	
Total Counties	9143	1630	3447	27	2945	1094	116	380	755	81

STATES (excl. Mich.)

SOUTHEAST - TOTAL	256	28	38	1	122	67	1	7	46	15
Alabama	15	1	2		6	6			3	
Arkansas	10	1	2		6	1			1	
Florida	51	5	12		23	11		4	8	3
Georgia	17	6	1		6	4		1	3	
Kentucky	15	2	3		6	4			2	1
Louisiana	22	3			8	11	1		3	1
Mississippi	15	1	2		9	3			4	1
North Carolina	27	2	3		13	9			6	4
South Carolina	12	1	3		4	4			2	2
Tennessee	14	1	2		8	3			5	1
Virginia	41	2	7	1	23	8		2	7	2
West Virginia	17	3	1		10	3			2	
WEST & SOUTHWEST-TOTAL	236	19	38		113	66	2	9	42	16
Alaska	2				2					
Arizona	11	1	2		6	2			2	2
California	74	6	17		35	16	1	5	13	3
Colorado	14	1	1		8	4		1	3	
Hawaii	5	2	1		1	1			1	
Idaho	7				4	3				
Montana	8		1		5	2		1	3	2
Nevada	2					2				1
New Mexico	7	1			5	1			4	
Oklahoma	19	1	4		8	6			3	4
Oregon	18		4		8	6			3	1
Texas	41	6	5		19	11	1	2	4	2
Utah	7				2	5			2	1
Washington	19	1	2		10	6			4	
Wyoming	2		1			1				

TOTAL STUDENTS

NEW STUDENTS

	TOTAL STUDENTS						NEW STUDENTS			
	Total	Lower	Upper	Grad. Prof.	Mas.	Drs.	First Time Frsh.	Trans- fer	Mas.	Drs.
NORTH ATLANTIC - TOTAL	721	109	274	4	239	95	2	27	73	19
Connecticut	40	4	19		14	3		3	5	1
Delaware	7		3		2	2			1	1
Maine	10	1	1		3	5			2	3
Maryland	32	4	7	1	14	6	1	2	9	2
Massachusetts	59	10	14	2	24	9		1	11	1
New Hampshire	9	2	1		4	2			2	
New Jersey	77	17	32		20	8	1	3	4	2
New York	327	46	158	1	89	33		11	23	3
Pennsylvania	143	25	37		59	22		7	14	4
Rhode Island	5				3	2				
Vermont	8				5	3			1	2
Dist. of Columbia	4		2		2				1	
MID-WEST - TOTAL	884	149	237	2	337	159	4	33	133	26
Illinois	285	53	100		90	42	2	11	37	5
Indiana	98	16	21		39	22		7	16	3
Iowa	35	1	3		19	12			8	5
Kansas	13	1	1		9	2			3	
Minnesota	38	5	7		19	7		5	8	1
Missouri	27	2	5		8	12		2	1	2
Nebraska	13	2	2		4	5		1	2	1
North Dakota	13				8	5			4	2
Ohio	272	63	72		102	35	2	5	43	3
South Dakota	16	2	3	1	4	6		1	2	2
Wisconsin	74	4	23	1	35	11		1	9	2
UNCLASSIFIED - TOTAL	13	3	3		3	4				
Citizens Abroad	6	2	3		1					
Mich. Imgrt. Visa	7	1			2	4				
Total Other States	2110	308	590	7	814	391	9	76	294	76
<u>U. S. POSSESSIONS</u>										
Canal Zone	1				1					
Puerto Rico	11		1		5	5		1	3	1
Virgin Islands	3	1	1		1				1	
Total Possessions	15	1	2		7	5		1	4	1

TOTAL STUDENTS

NEW STUDENTS

	TOTAL STUDENTS					NEW STUDENTS			
	Total	Lower	Upper	Grad. Prof.	Mas.	Drs.	First Time Frsh.	Trans- fer	Mas.

FOREIGN COUNTRIES

Argentina	6	1		4	1	1			
Afghanistan	2			2					
Algeria	1	1				1			
Australia	3			1	2				
Bolivia	2		1	1					
Brazil	20	2	1	14	3				2
British Guiana	1			1					
Cameroun Republic	1			1					
Canada	76	6	13	29	28	1	1	11	2
Ceylon	1				1				
Chile	8			6	2				
Congo Republic	1	1				1			
China Nationalist	34		1	17	16				2
Colombia	18	2	3	10	3	2			1
Costa Rica	1	1				1			
Denmark	1				1				
Ecuador	2			1	1				
England	4			4					1
Ethiopia	4	1		2	1				
Finland	1	1				1			
Germany	6	1		5		1			
Ghana	3		1	2					
Greece	2			1	1				
Honduras	4	2			2	1			
Hong Kong	2	1			1				
Hungary	1			1					1
India	69		1	31	37		1	1	1
Indonesia	5			3	2				
Iran	25	7	3	12	3	5		3	1
Iraq	14	2	4	7	1	1			
Ireland	4			3	1				
Israel	10	1	2	4	3	1		1	
Italy	1	1				1			
Jamaica	2			2					
Japan	14	1		7	6	1			
Kenya	6			5	1				1
Korea	21	1	1	6	13				1
Kuwait	3	2	1			1			
Laos	1				1				
Lebanon	3			1	2				
Liberia	4		2	1	1				1
Malaysia	2			1	1				
Mexico	9	3		4	2	2		1	
Nepal	2			2					
Netherlands	1			1					

	TOTAL STUDENTS					NEW STUDENTS				
	Total	Lower	Upper	Grad. Prof.	Mas.	Drs.	First Time Frsh.	Trans- fer	Mas.	Drs.
Nigeria	51	2	35		10	4		25		
Nyasaland	2	1	1							
Norway	4				3	1				
Pakistan	17				9	8				
Panama	1				1					
Peru	5	1	1		3		1			
Philippine Islands	24				17	7			2	1
Poland	1				1					
Portugal	1				1					
Ryukyu Islands	8	5			2	1				
El Salvador	1				1					
Saudi Arabia	5		1		4					
Scotland	1					1				
South Africa, Union of	2		1			1				
Southern Rhodesia	2				2					
Sudan	3				1	2				
Switzerland	9	2			6	1	2			1
Syria	1					1				
Tanganyika	2	1			1				1	
Thailand	22		2		18	2				
Turkey	12		1		10	1		1		
United Arab Republic	22	1			12	9	1			
Venezuela	17	5	2		10		5		1	
Viet Nam	1		1							
Total Foreign Countries	616	56	80		304	176	31	28	30	7

MICHIGAN STATE UNIVERSITY
Office of the Registrar

GEOGRAPHICAL DISTRIBUTION OF STUDENTS
EAST LANSING CAMPUS

Summer 1965

	<u>Total Students</u>	NON-MICHIGAN STUDENTS			<u>% of Total Curr.</u>	<u>% of Total Campus</u>
		<u>Under- grad.</u>	<u>Grad.</u>	<u>Total</u>		
EAST LANSING CAMPUS	11884	1038	1704	2742	23	100
NO PREFERENCE	363	47		47	13	2
UNCLASSIFIED	341	65	68	133	39	5
AGRICULTURE						
Agriculture-Graduates	347		229	229	66	
Agricultural Business	11	4		4	36	
Agricultural Science	16	9		9	56	
General Agriculture	99	45		45	45	
Fisheries & Wildlife	45	4	6	10	22	
Forest Products	91	28	6	34	37	
Forestry	63	22	6	28	44	
Park Management	4					
Terminal Courses	103	35		35	34	
Total	779	147	247	394	51	14
ARTS & LETTERS						
Arts & Letters	101	25		25	25	
Art	214	15	8	23	11	
Literature	441	26	55	81	18	
German & Russian	31	3	5	8	26	
Romance Languages	147	9	14	23	16	
Ling., Orient. & African Lang.	15		9	9	60	
History	350	34	45	79	23	
Religion	4					
Music	217	13	29	42	19	
Philosophy	31	4	8	12	39	
Total	1551	129	173	302	19	11
BUSINESS						
Acc't. & Fin. Administration	303	27	84	111	37	
Bus. Law, Ins. & Off. Ad.	229	33		33	14	
Economics	80	6	17	23	29	
Mktg. & Trans. Administration	215	18	65	83	39	
Management	125	7	25	32	27	
Hotel Rest. & Ins't. Mgt.	120	42	16	58	48	
Total	1072	133	207	340	32	12

NON-MICHIGAN STUDENTS

	<u>Total Students</u>	<u>Under- grad.</u>	<u>Grad.</u>	<u>Total</u>	<u>% of Total Curr.</u>	<u>% of Total Campus</u>
COMMUNICATION ARTS						
Advertising	62	9		9	15	
Journalism	57	9	5	14	25	
Television & Radio Communication	75	16	9	25	33	
Speech	52	4	23	27	52	
Speech	252	10	36	46	18	
Total	498	48	73	121	24	4
EDUCATION						
Education-Graduates	840		72	72	9	
Elem. & Special Education	1548	66	26	92	6	
Second. Educ. & Curr.	424		76	76	18	
Health, Phys. Educ. & Rec.	208	27	21	48	23	
Adm. & Higher Education	294		34	34	12	
Guidance & Personnel Service	355		56	56	16	
Total	3669	93	285	378	10	14
ENGINEERING						
Engineering-No Major	12	4		4	33	
Agricultural Engineering	6	2		2	33	
Mechanics	13		5	5	38	
Chemical Engineering	24	5	5	10	42	
Civil Engineering	44	3	15	18	41	
Electrical Engineering	130	13	17	30	23	
Mechanical Engineering	65	13	8	21	32	
Metallurgical Engineering	12	2	7	9		
Sanitary Engineering	3		3	3	100	
Engr. for Inter'l. Service	1	1		1	100	
Total	310	43	60	103	33	4
HOME ECONOMICS	352	28	46	74	21	3
NATURAL SCIENCE						
Natural Science-No Major	14	6		6	43	
Biochemistry	15	4		4	27	
Biophysics	10		6	6	60	
General Science	71		50	50	70	
Biological Sciences	462	29	141	170	37	
Physical Science	342	20	98	118	35	
Math. and Statistics	292	33	54	87	30	
Nursing	138	10		10	7	
Pre-Professional	50	5		5	10	
Total	1394	107	349	456	33	17

NON-MICHIGAN STUDENTS

	<u>Total Students</u>	<u>Under- grad.</u>	<u>Grad.</u>	<u>Total</u>	<u>Curr.</u>	<u>Campus</u>
SOCIAL SCIENCE						
Social Science	431	56	11	67	15	
Anthropology	42	2	13	15	36	
Geography	100	1	47	48	48	
Political Science	133	23	9	32	24	
Psychology	253	41	33	74	29	
Sociology	100	5	20	25	25	
Police Ad. & Pub. Safety	136	35	20	55	40	
Social Work	136	14	3	17	13	
Urban Plan. & Land. Arch.	65	9	12	21	32	
Total	1396	186	168	354	25	13
VETERINARY MEDICINE						
Veterinary Medicine	74		28	28	38	
Medical Technology	54	6		6	11	
Pre-Veterinary	31	5		5	16	
Total	159	11	28	39	25	1

NOTE: "Total students" include non-duplicate students only, listed under the curriculum of the student's choice.

"Non-Michigan" students are those classified by the Office of Admissions and Scholarships and the Office of the Registrar as out-of-state students. These totals therefore include non-resident students with out-of-state fee waivers.

MICHIGAN STATE UNIVERSITY
Office of the Registrar

GEOGRAPHICAL DISTRIBUTION OF STUDENTS
CENTERS AND CREDIT EXTENSION

Summer 1965

CENTERS	TOTAL Students	NON-MICHIGAN STUDENTS			% of Total Curriculum	% of Total Off-Campus
		Undergrad.	Graduate	Total		
Agriculture	1					
Arts and Letters	70	1	17	18	26	7
Business	57		34	34	60	14
Communication Arts	9					
Education	350	3	6	9	3	4
Engineering	5		4	4	80	2
Home Economics	2					
Natural Science	8		1	1	13	
Social Science	21	1	1	2	10	1
No Preference	5					
Unclassified	807	8	13	21	11	9
Total	1335	13	76	89	7	37
CREDIT EXTENSION						
Agriculture	1					
Arts and Letters	55	7	3	10	18	4
Business	7	2		2	29	1
Communication Arts	3					
Education	155	1	2	3	2	1
Home Economics	6					
Natural Science	11	1	1	2	18	1
Social Science	15	1	2	3	20	1
No Preference	4	1		1	25	
Unclassified	876	62	69	131	15	55
Total	1133	75	77	152	13	63
TOTAL OFF CAMPUS	2468	88	153	241	10	100

MICHIGAN STATE UNIVERSITY
Office of the Registrar

STUDENT CREDIT HOURS
EAST LANSING CAMPUS

Summer 1965

Teaching Departments	Total Credit Hours	CLASS OF STUDENT ATTENDING COURSE										Total Stud. Enr'l
		UNDERGRADUATES					GRADUATES					
		Fresh.	Soph.	Jrs.	Srs.	Spec.	Total	GrPro.	Mas.	Drs.	Total	
EAST LANSING CAMPUS												
Agriculture	3982	596	175	353	846	311	2281	4	990	707	1701	1112
Arts & Letters	20648	1512	2231	4786	4587	1702	14818		4369	1461	5830	6531
Business	11776	431	931	2458	3656	262	7738		3330	708	4038	3073
Communication Arts	3958	193	315	799	920	113	2340		1031	587	1618	1285
Education	24749	399	1002	2376	2722	1120	7619		13198	3932	17130	7302
Engineering	1085	32	29	91	396		548		248	289	537	344
Home Economics	1077	27	42	192	219	65	545		473	59	532	364
Natural Science	12995	980	1217	2279	2666	547	7689	17	3715	1574	5306	3383
Social Science	18301	1584	2038	4280	4615	708	13225		3726	1350	5076	5320
Veterinary Medicine	1736	27	44	173	209	31	484	444	629	179	1252	419
University College	5981	2442	1898	840	725	69	5974		7		7	1563
All University Courses	78					10	10		65	3	68	16

COURSE LEVELS

001 - 099	1774	676	134	31	9	751	1601		166	7	173	566
100 - 299	31349	6880	7037	8350	6523	1352	30142		878	329	1207	8820
300 - 499	41682	622	2683	10107	14401	2336	30149	17	9421	2095	11533	11997
500 - 699	435							435			435	87
800 - 999	31126	45	68	139	628	499	1379	13	21316	8418	29747	9242

CAMPUS TOTAL

	106366	8223	9922	18627	21561	4938	63271	465	31781	10849	43095	30712
--	--------	------	------	-------	-------	------	-------	-----	-------	-------	-------	-------

NOTE: Totals are listed under the college responsible for instruction of the course, not by the college of the student's major. Total students are based on course or class enrollments.

MICHIGAN STATE UNIVERSITY
Office of the Registrar

STUDENT CREDIT HOURS
EAST LANSING CAMPUS

Summer 1965

<u>Teaching Departments</u>	<u>10-Weeks</u>	<u>First 5-Weeks</u>	<u>Second 5-Weeks</u>	<u>Special Sessions</u>	<u>Gull Lake</u>
EAST LANSING CAMPUS					
Agriculture	2496	827	169	460	30
Arts & Letters	7311	8993	3762	582	
Business	2509	5255	4012		
Communication Arts	708	2529	681	40	
Education	6590	13067	2113	2979	
Engineering	1061		24		
Home Economics	133	624	224	96	
Natural Science	8161	3199	766	422	447
Social Science	6699	7263	3817	409	113
Veterinary Medicine	922	511	267		36
University College	5981				
All University Courses			3		75
COURSE LEVELS					
001 - 099	1659	115			
100 - 299	18824	8655	3870		
300 - 499	13250	18442	7679	1753	558
500 - 699	435				
800 - 999	8403	15056	4289	3235	143
CAMPUS TOTAL	42571	42268	15838	4988	701

MICHIGAN STATE UNIVERSITY
Office of the Registrar

STUDENT CREDIT HOURS
CENTERS & CREDIT EXTENSION

Summer 1965

Teaching Departments	Total Credit Hours	CLASS OF STUDENT ATTENDING COURSE						Total Stud. Enr'l			
		UNDERGRADUATES			GRADUATES						
		Fresh.	Soph.	Jrs.	Srs.	Spec.	Total	GrPro.	Mas.	Drs.	Total
OFF CAMPUS											
Arts & Letters	1713	84	234	108	159	583	1168	467	78	545	509
Business	404			9	6	44	59	315	30	345	100
Communication Arts	29	3	3		6	8	20	9		9	8
Education	11029	39	79	123	270	1257	1768	8386	875	9261	2865
Natural Science	152					32	32	71	49	120	77
Social Science	830	3	31	59	58	230	381	404	45	449	257
COURSE LEVELS											
100 - 299	12	3	3			6	12				4
300 - 499	3803	90	305	251	352	1400	2398	1238	167	1405	1104
800 - 999	10342	36	39	48	147	748	1018	8414	910	9324	2708
OFF CAMPUS TOTAL	14157	129	347	299	499	2154	3428	9652	1077	10729	3816

NOTE: Totals are listed under the college responsible for instruction of the course, not by the college of the student's major. Total students are based on course or class enrollments.

MICHIGAN STATE UNIVERSITY
Office of the Registrar

TOTAL STUDENTS - COLLEGE OF AGRICULTURE
Summer 1965

Curriculum & Major	TOTAL		UNDERGRADUATES				GRADUATES							
	Total	Men	Frsh.	Soph.	Jrs.	Srs.	Spec.	Total	Men	GrPro.	Mas.	Drs.	Total	Men
CAMPUS														
AGRICULTURE														
Biochemistry	57	47								41	16		57	47
Agricultural Economics	65	63								24	41		65	63
Agricultural Engineering	23	23								7	16		23	23
Agricultural Extension	1	1								1			1	1
Agricultural Mechanics	2	2								2			2	2
Animal Husbandry	14	13								7	7		14	13
Cooperative Ext. Education	7	4								7			7	4
Dairy	21	20								8	13		21	20
Crop Science	10	10								5	5		10	10
Food Science	59	51								27	32		59	51
Horticulture	31	30								20	11		31	30
Poultry Science	12	12								3	9		12	12
Resource Development	25	25								25			25	25
Soil Science	20	20								9	11		20	20
Total	347	321								186	161		347	321
AGRICULTURAL BUSINESS														
No Specialization	1	1											1	1
Agricultural Economics	2	2											2	2
Agricultural Mechanics	3	3											3	3
Animal Husbandry	1						1						1	
Dairy Production	1	1					1						1	1
Floriculture	3	2					1						3	2
Total	11	9					4	4					11	9
AGRICULTURAL SCIENCE														
No Specialization	1	1											1	1
Agricultural Economics	1	1					1						1	1
Animal Husbandry	2	1					1						2	1
Dairy Production	2	2					1						2	2

Curriculum & Major	TOTAL		UNDERGRADUATES						GRADUATES					
	Total	Men	Fresh.	Soph.	Jrs.	Srs.	Spec.	Total	Men	GrPro	Mas.	Drs.	Total	Men
Crop Science	3	3			2	1		3	3					
Biochemistry	4	3			1	2	1	4	3					
Pomology & Vegetable Prod.	1	1				1		1	1					
Poultry Science	1	1				1		1	1					
Soil Science	1	1			1			1	1					
Total	16	14	1	2	7	5	1	16	14					
GENERAL AGRICULTURE														
No Specialization	7	7	1	1		2	3	7	7					
Agricultural Economics	3	3	1			2		3	3					
Agricultural Education	21	20	2	3	3	12	1	21	20					
Agricultural Communication	1	1				1		1	1					
Agricultural Mechanics	6	6	1	1	3	1		6	6					
Animal Husbandry	12	12	1	1	3	7	1	12	12					
Dairy Production	8	7	3	2		3		8	7					
Crop Science	3	3	1		1	1		3	3					
Food Science	5	5			3	2		5	5					
Ornamental Horticulture	3	3			1	2		3	3					
Poultry Science	3	2			1	1	1	3	2					
Resource Development	27	27					27	27	27					
Total	99	96	10	7	15	34	33	99	96					
FISHERIES AND WILDLIFE														
	45	43	1	3	4	15	1	24	22		15	6	21	21
FOREST PRODUCTS														
Forest Products	13	13						2	2					
Lumber and Building Mat'l.	2	2				2		2	2					
Packaging	66	65	3	6	11	26	20	66	65					
Residential Building	9	9		1	5	3		9	9					
Wood Processing & Tech.	1	1				1		1	1					
Total	91	90	3	7	16	32	20	78	77		12	1	13	13
FORESTRY														
No Option	25	23	2	3	1	17	2	25	23					
Forestry	12	12												
Multiple-Use Forestry	26	26				24	2	26	26					
Total	63	61	2	3	1	41	4	51	49		5	7	12	12

<u>Curriculum & Major</u>	<u>TOTAL</u>		<u>UNDERGRADUATES</u>					<u>GRADUATES</u>						
	<u>Total</u>	<u>Men</u>	<u>Frsh.</u>	<u>Soph.</u>	<u>Jrs.</u>	<u>Srs.</u>	<u>Spec.</u>	<u>Total</u>	<u>Men</u>	<u>GrPro</u>	<u>Mas.</u>	<u>Drs.</u>	<u>Total</u>	<u>Men</u>
PARK MANAGEMENT	4	4				3	1	4	4					
TERMINAL COURSES														
Agricultural Industries	39	25		38	1			39	25					
Com. Floriculture	18	18		18				18	18					
Elevator & Farm Supply	14	14		13	1			14	14					
Farm Eq't. Serv. & Sales	32	32	20	11	1			32	32					
Nurs. & Land. Management	103	89	20	80	3			103	89					
Total	779	727	37	105	50	134	60	386	360	218	175	393	367	
College - On Campus														
OFF CAMPUS														
Agriculture	1	1								1			1	1
Agricultural Business	1	1			1			1	1					
College - Off Campus	2	2			1			1	1	1			1	1

MICHIGAN STATE UNIVERSITY
Office of the Registrar

TOTAL STUDENTS - COLLEGE OF ARTS AND LETTERS
Summer 1965

Curriculum & Major	TOTAL		UNDERGRADUATES				GRADUATES							
	Total	Men	Frsh.	Soph.	Jrs.	Srs.	Spec.	Total	Men	GrPro.	Mas.	Drs.	Total	Men
CAMPUS														
ARTS AND LETTERS														
No Major	37	19		1				37	19					
Humanities	49	28	3	7	14	24	1	49	28					
Arts and Letters	10	6			2	8		10	6					
American Studies	1				1			1						
Classical Studies	4	2			1	3		4	2					
Total	101	55	3	8	18	35	37	101	55					
ART														
No Major	5	1	2	1	1			5	1					
Art	84	37			2	8		16	4					
Art Practice	123	33	10	19	32	58	4	123	33		68		68	33
Art History	2	1			1	1		2	1					
Total	214	72	12	20	36	67	11	146	39		68		68	33
LITERATURE														
Comparative Literature	22	15	2			3		5	5		7		10	10
English	419	124	12	38	53	110	18	231	53		145		188	71
Total	441	139	14	38	53	113	18	236	58		152		205	81
ROMANCE LANGUAGES														
No Major	2		1					2						
French	64	17	1	6	11	13	8	39	7		21		25	10
Latin	4	2		1		3		4	2					
Spanish	77	22	4	4	18	16	3	45	3		26		32	19
Total	147	41	6	11	29	32	12	90	12		47		57	29
GERMAN & RUSSIAN														
German	26	14	1	2	3	5	1	12	3		8		14	11
Russian	5	2			1	1	2	4	1		1		1	1
Total	31	16	1	2	4	6	3	16	4		9		15	12

Curriculum & Major	TOTAL		UNDERGRADUATES					GRADUATES						
	Total	Men	Fresh.	Soph.	Jrs.	Srs.	Spec.	Total	Men	GrPro.	Mas.	Drs.	Total	Men
LING., ORIEN. & AFR. LANG.														
Chinese	1			1										
Linguistics	14	7								14			14	7
Total	15	7	1	1						14			14	7
HISTORY	350	242	10	21	51	107	18	207	121	109	34		143	121
RELIGION	4	3		1	2	1		4	3					
MUSIC														
No Major	2	1	1			1		2	1					
Applied Music	31	12	1	5	3	8		17	5	14			14	7
Music Composition	4	4								4			4	4
Musicology	1									1			1	
Music Education	82	44				1		2		82			82	44
Music	36	28				1		2		1	33		34	28
Music Theory Composition	4	2		1	1	7		2	2				2	
Music Theory	17	5	1	3	5		1	17	5					
Sch. Muc.-No Major	2	1	1					2	1					
-Choral	17	1		2	2	11		17	1					
-Instrumental	19	14	1	5	4	9		19	14					
-String Instrumental	2				1	1		2						
Total	217	112	5	16	17	38	4	80	29	104	33		137	83
PHILOSOPHY	31	27		3	2	6		11	9				20	18
College - On Campus	1551	714	51	120	213	405	103	892	330	514	145		659	384
OFF CAMPUS														
Arts & Letters	7	2	1	1	3		2	7	2					
Art	25	7		1	2	7	4	14	4	11			11	3
Literature	20	5	2	2	5	3		10	3	10			10	2
German & Russian	8	3	1	1	2	3		7	2	1			1	1
Romance Languages	23	4	2	12	1	6		21	3	1	1		2	1
History	36	29	1		2	3	1	7	4	26	3		29	25
Music	6	4	1					1		5			5	4
College - Off Campus	125	54	6	17	15	22	7	67	18	54	4		58	36

MICHIGAN STATE UNIVERSITY
Office of the Registrar

TOTAL STUDENTS - COLLEGE OF BUSINESS
Summer 1965

Curriculum & Major	TOTAL		UNDERGRADUATES					GRADUATES						
	Total	Men	Fresh.	Soph.	Jrs.	Srs.	Spec.	Total	Men	GrPro.	Mas.	Drs.	Total	Men
CAMPUS														
ACCOUNTING & FIN. ADM.														
Accounting	235	219	11	12	22	82	2	129	118		77	29	106	101
Financial Administration	68	64	2	3	7	11	1	24	22		30	14	44	42
Total	303	283	13	15	29	93	3	153	140		107	43	150	143
BUS. LAW, INS. & OFF. ADM.														
General Business Adm.	153	150	12	26	36	72	7	153	150					
Risk & Insurance	6	6				6		6	6					
Bus. & Distr. Teach. Educ.	42	11	4	3	7	25	3	42	11					
Exec. Secretarial Adm.	28	1	2	3	6	15	2	28	1					
Total	229	168	18	32	49	118	12	229	168					
ECONOMICS														
	80	72	1	3	9	21	6	40	34		18	22	40	38
MARKETING & TRANS. ADM.														
Food Marketing	20	19	2	4	2	6	1	15	14		5		5	5
General Marketing	174	167		3	15	51	3	72	70		71	31	102	97
Transportation Adm.	21	21			4	4		8	8		13		13	13
Total	215	207	2	7	21	61	4	95	92		89	31	120	115
MANAGEMENT														
Management	10	9											10	9
Personnel	53	49			4	17		23	21		20	10	30	28
Production	27	27									22	5	27	27
Industrial Administration	34	34	1	2	9	22		34	34					
Purchasing	1	1				1		1	1					
Total	125	120	1	4	13	40		58	56		42	25	67	64
HOTEL, REST. & INS'T MGT.														
Hotel, Rest. & Ins't Mgt.	65	56	8	8	11	11	2	40	33		25		25	23
Hotel, Motel & Club Mgt.	42	36		5	7	30		42	36					
Ins't & Hospital Mgt.	6	6		2	1	3		6	6					
Restaurant Management	7	6			2	5		7	6					
Total	120	104	8	15	21	49	2	95	81		25		25	23

Curriculum & Major	TOTAL		UNDERGRADUATE					GRADUATES					
	Total	Men	Frsh.	Soph.	Jrs.	Srs.	Spec.	Total	Men	GrPro.	Mas.	Drs.	Total
College - On Campus	1072	954	43	76	142	382	27	670	571	281	121	402	383
OFF CAMPUS													
Accounting & Fin. Adm.	13	13								13		13	13
Bus. Law, Ins. & Off. Adm.	9	5		2	4	3		9	5				22
Business Administration	22	22								22		22	22
Economics	3	2								2	1	3	2
Marketing & Trans. Adm.	14	13	1				1	1	13	13		13	13
Management	2	1			1		1	1	1	1		1	1
Hotel, Rest. & Ins't Mgt.	1				1		1	1					
College - Off Campus	64	56		3	6	3	12	5	51	1	52	51	

MICHIGAN STATE UNIVERSITY
Office of the Registrar

TOTAL STUDENTS - COLLEGE OF COMMUNICATION ARTS
Summer 1965

Curriculum & Major	TOTAL		UNDERGRADUATES					GRADUATES						
	Total	Men	Frsh.	Soph.	Jrs.	Srs.	Spec.	Total	Men	GrPro.	Mas.	Drs.	Total	Men
CAMPUS														
ADVERTISING	62	53	3	2	15	41		61	52		1		1	1
JOURNALISM	57	27	3	1	17	24	1	46	22		11		11	5
TELEVISION & RADIO	75	59	3	5	13	25	2	48	37		27		27	22
COMMUNICATION	52	41		1	2	8		11	4		15		26	37
SPEECH	252	112	5	12	23	43	10	93	24		91		68	88
College - On Campus	498	292	14	21	70	141	13	259	139		145		94	239
OFF CAMPUS														
Advertising	1	1									1		1	1
Journalism	2	1			1	1		2	1				1	1
Television & Radio	2	1	1					1	1		1		1	1
Speech	7	2		1		1	1	3	1		4		4	1
College - Off Campus	12	5	1	1	1	2	1	6	2		6		6	3

MICHIGAN STATE UNIVERSITY
Office of the Registrar

TOTAL STUDENTS - COLLEGE OF EDUCATION
Summer 1965

Curriculum & Major	TOTAL		UNDERGRADUATES					GRADUATES						
	Total	Men	Fresh.	Soph.	Jrs.	Srs.	Spec.	Total	Men	GrPro.	Mas.	Drs.	Total	Men
CAMPUS														
NO DEGREE	840	385									726	114	840	385
ELEM. & SPECIAL EDUCATION														
No Major	77	27				1	76	77	27					
Elementary Education	927	83	53	85	153	320	33	644	33		256	27	283	50
Elementary Intern Program	270	44	19	9	72	170		270	44					
Special Education	204	43	5	16	37	57	7	122	13		68	14	82	30
Junior High Teaching	23	11	1	2	5	15		23	11		47		47	4
Reading Instruction	47	4												
Total	1548	212	78	112	267	563	116	1136	128		371	41	412	84
SECONDARY EDUC. & CURR.														
Soc.-Philosophical Found.	36	27									18	18	36	27
Secondary Education	85	51									82	3	85	51
Agricultural Education	55	54									41	14	55	54
Business & Distr. Educ.	67	38									50	17	67	38
Curriculum	94	77									37	57	94	77
Home Economics Education	38										33	5	38	
Industrial Education	36	36									32	4	36	36
Industrial Arts	13	12	1	1	5	4	2	13	12					
Total	424	295	1	1	5	4	2	13	12		293	118	411	283
HEALTH, PHYS. ED. & REC.														
Health & Physical Educ.	82	47	1	1		5		7	5		64	11	75	42
Physical Education	92	57	16	13	21	38	4	92	57					
Health Education	4	1				4		4	1					
Recreation	30	14	1	4	9	14	1	29	13		1		1	1
Total	208	119	18	18	30	61	5	132	76		65	11	76	43

Curriculum & Major	TOTAL		UNDERGRADUATE				GRADUATE							
	Total	Men	Frsh.	Soph.	Jrs.	Srs.	Spec.	Total	Men	GrPro.	Mas.	Drs.	Total	Men
ADMINISTRATION & HIGHER ED.														
Adult Education	54	41								12	42	54	41	
Higher Education	24	23									24	24	23	
School Administration	216	197								121	95	216	197	
Total	294	261								133	161	294	261	
GUIDANCE & PERSONNEL SERVICES														
Guidance & Pers. Services	307	185								225	82	307	185	
Educ. Psychology	31	12								17	14	31	12	
Meas., Eval. & Res. Design	17	10								3	14	17	10	
Total	355	207								245	110	355	207	
College - On Campus	3669	1479	97	131	302	628	123	1281	216	1833	555	2388	1263	
OFF CAMPUS														
Education - No Degree	200	61								185	15	200	61	
Elem. & Special Educ.	198	28	4	6	16	36	14	76	13	118	4	122	15	
Secondary Educ. & Curr.	37	22								34	3	37	22	
Health, Phys. Ed. & Rec.	8	6	1	1		1		3	2	5		5	4	
Administration & Higher Ed.	35	32								21	14	35	32	
Guidance & Pers. Services	27	9								26	1	27	9	
College - Off Campus	505	158	5	7	16	37	14	79	15	389	37	426	143	

MICHIGAN STATE UNIVERSITY
Office of the Registrar

TOTAL STUDENTS - COLLEGE OF ENGINEERING
Summer 1965

<u>Curriculum & Major</u>	<u>TOTAL</u>		<u>UNDERGRADUATES</u>				<u>GRADUATES</u>							
	<u>Total</u>	<u>Men</u>	<u>Fresh.</u>	<u>Soph.</u>	<u>Jrs.</u>	<u>Srs.</u>	<u>Spec.</u>	<u>Total</u>	<u>Men</u>	<u>GrPro.</u>	<u>Mas.</u>	<u>Drs.</u>	<u>Total</u>	<u>Men</u>
CAMPUS														
ENGINEERING	12	12	9	1		2	12	12						
No Major														
AGRICULTURAL ENGINEERING	6	5		1	2	3	6	5						
MECHANICS	13	13								1	12		13	13
CHEMICAL ENGINEERING	24	23	1	8	1	5	15	14		5	4		9	9
CIVIL ENGINEERING	44	43	2	4	5	8	19	18		15	10		25	25
ELECTRICAL ENGINEERING	130	130	6	17	14	44	82	82	1	28	20		48	48
MECHANICAL ENGINEERING	65	65	4	8	9	29	50	50		6	9		15	15
METALLURGICAL ENGINEERING	12	12		1		4	5	5		1	6		7	7
SANITARY ENGINEERING	3	3								2	1		3	3
ENGR. FOR INTERN'L. SERV.	1	1				1	1	1						
College - On Campus	310	307	22	40	31	94	190	187	3	58	62		120	120
OFF CAMPUS														
Mechanical Engineering	5	5			1	1	1	1		4			4	4
College - Off Campus	5	5			1	1	1	1		4			4	4

MICHIGAN STATE UNIVERSITY
Office of the Registrar

TOTAL STUDENTS - COLLEGE OF HOME ECONOMICS
Summer 1965

Curriculum & Major	TOTAL		UNDERGRADUATES				GRADUATES							
	Total	Men	Frsh.	Soph.	Jrs.	Srs.	Spec.	Total	Men	GrPro.	Mas.	Drs.	Total	Men
CAMPUS														
HOME ECONOMICS														
No Major	11				5	5					6		6	
Child Development	6										6		6	
Child Dev. & Teaching	31		5	4	18	4	31							
Textiles & Clothing	26										26		26	
Educ. for Home & Fam. Liv.	12										12		12	
Foods	9		1	2		2	5				4		4	
General Clothing & Textiles	7		1	2	4		7							
General Home Economics	35	1	3	3	15	2	23	1			12		12	
Home Econ. with Comm. Arts	1				1		1							
Home Economics Teaching	81		6	9	11	50	81							
Interior Design	33	3	1	8	10	14	33	3						
Home Management	15											9	6	15
Institutional Adm.	15	1									15		15	1
Nutrition	15		1		3	6	10				4	1	5	
Research in Foods & Nutr.	2					2								
Related Arts	2										2		2	
Retail. of Text. & Cloth.	47	1	3	7	12	24	47	1						
Home Economics Extension	4		1		2		3				1		1	
COLLEGE - ON CAMPUS	352	6	11	35	47	136	248	5			97	7	104	1
OFF CAMPUS	8			5							3		3	

MICHIGAN STATE UNIVERSITY
Office of the Registrar

TOTAL STUDENTS - COLLEGE OF NATURAL SCIENCE
Summer 1965

Curriculum & Major	TOTAL		UNDERGRADUATES						GRADUATES					
	Total	Men	Fresh.	Soph.	Jrs.	Srs.	Spec.	Total	Men	GrPro.	Mas.	Drs.	Total	Men
CAMPUS														
NO MAJOR	14	8			14			14	8					
BIOCHEMISTRY	15	11	1	1	6	6	1	15	11					
BIOPHYSICS	10	10								5	5		10	10
GENERAL SCIENCE	71	56	1	1	2	2	3	3	1	68			68	55
BIOLOGICAL SCIENCES														
No Major	4	2			1	1	2	4	2					
Biological Sciences	165	107	2	4	8	39	5	58	32	102	5		107	75
Botany & Plant Pathology	65	47			2	1	1	4	3	30	31		61	44
Entomology	27	24		1	1	1		3	3	16	8		24	21
Microbiology & Pub. Health	52	43	4	4	5	7		16	12	21	15		36	31
Physiology	31	23			4	4	3	7	5	11	13		24	18
Zoology	118	96			22	47	5	74	61	20	24		44	35
Total	462	342	2	9	39	100	16	166	118	200	96		296	224
PHYSICAL SCIENCES														
No Major	4				2	1	1	4						
Physical Science	32	31		3	3	17	1	24	24				8	7
Chemistry	149	130	1	5	8	16	6	36	28	55	58		113	102
Chemistry - Teaching	6	5			2	4		6	5					
Geology	41	41	1		4	11	1	17	17	15	9		24	24
Physics & Astronomy	110	105	1	3	7	13	2	26	22	23	61		84	83
Total	342	312	3	11	26	62	11	113	96	101	128		229	216
MATHAMATICS & STATISTICS														
Mathematics	262	162	8	26	38	79	12	163	89	73	26		99	73
Statistics	30	25		2	1	1		3	3	15	12		27	22
Total	292	187	8	28	38	80	12	166	92	88	38		126	95

<u>Curriculum & Major</u>	<u>TOTAL</u>		<u>UNDERGRADUATES</u>				<u>GRADUATES</u>							
	<u>Total</u>	<u>Men</u>	<u>Frsh.</u>	<u>Soph.</u>	<u>Jrs.</u>	<u>Srs.</u>	<u>Spec.</u>	<u>Total</u>	<u>Men</u>	<u>GrPro.</u>	<u>Mas.</u>	<u>Drs.</u>	<u>Total</u>	<u>Men</u>
NURSING														
Nursing	138		10	35	47	45	1	138						
PRE-PROFESSIONAL														
Pre-Dental	9	8	3	2	3		1	9	8					
Pre-Medical	41	33	11	18	8		4	41	33					
Total	50	41	14	20	11		5	50	41					
College - On Campus	1394	967	38	105	167	295	60	665	367	462	267	729	600	
OFF CAMPUS														
Biochemistry	1			1				1						
General Science	1	1								1		1	1	1
Biological Science	3	3								1	2	3	3	3
Physical Science	4	3			1	2		3	3	1		1	1	1
Mathematics & Statistics	8	3		2		1	1	4	2	4		4	4	1
Pre-Professional	2	2	1				1	2	2					
College - Off Campus	19	12	1	3	1	3	2	10	7	7	2	9	5	

MICHIGAN STATE UNIVERSITY
Office of the Registrar

TOTAL STUDENTS - COLLEGE OF SOCIAL SCIENCE
Summer 1965

Curriculum & Major	TOTAL		UNDERGRADUATES					GRADUATES						
	Total	Men	Fresh.	Soph.	Jrs.	Srs.	Spec.	Total	Men	GrPro.	Mas.	Drs.	Total	Men
CAMPUS														
SOCIAL SCIENCE														
No Major	24	11	2		1		21	24	11					
Social Science	229	149	4	10	57	97	15	183	118		39	7	46	31
Social Science Teaching	115	58	4	5	25	77	4	115	58					
Pre-Law	63	57	10	14	17	22		63	57					
Total	431	275	20	29	100	196	40	385	244		39	7	46	31
ANTHROPOLOGY	42	19	1	6	4	5	1	17	3		18	7	25	16
GEOGRAPHY	100	87			5	9	1	15	12		62	23	85	75
POLITICAL SCIENCE														
Political Science	132	96	7	10	27	55	4	103	73		22	7	29	23
Public Administration	1	1									1		1	1
Total	133	97	7	10	27	55	4	103	73		23	7	30	24
PSYCHOLOGY	253	168	7	14	52	92	4	169	104		42	42	84	64
SOCIOLOGY	100	57	3	3	6	20	1	33	14		38	29	67	43
POL. ADM. & PUB. SAFETY	136	122	3	10	25	61	6	105	91		31		31	31
SOCIAL WORK	136	22	8	22	39	51	1	121	16		15		15	6
URBAN PLAN. & LAND. ARCH.														
No Major	1	1					1	1	1					
Landscape Architecture	23	23	1	1	2	17		21	21		2		2	2
Urban Planning	41	40			3	13	2	18	17		23		23	23
Total	65	64	1	1	5	30	3	40	39		25		25	25
College - On Campus	1396	911	50	95	263	519	61	988	596		293	115	408	315

Curriculum & Major	TOTAL		UNDERGRADUATE						GRADUATE					
	Total	Men	Frsh.	Soph.	Jrs.	Srs.	Spec.	Total	Men	GrPro.	Mas.	Drs.	Total	Men
OFF CAMPUS														
Social Science	14	8		3	4	4	1	12	8		1	1	2	
Anthropology	1				1			1						
Geography	2	1									1	1	2	1
Political Science	4	4		3	1	1		4	4					
Psychology	4	1		1	2			3	1		1		1	
Sociology	5	2					1	1	1		4		4	2
Police Adm. & Pub. Safety	2	2				1		1	1		1		1	1
Social Work	3				1			1	1				2	
Urban Plan., & Land. Arch.	1	1		1				1	1					
College - Off Campus	36	19		8	8	6	2	24	15		10	2	12	4

MICHIGAN STATE UNIVERSITY
Office of the Registrar

TOTAL STUDENTS - COLLEGE OF VETERINARY MEDICINE
Summer 1965

Curriculum & Major	TOTAL		UNDERGRADUATE				GRADUATES							
	Total	Men	Frsh.	Soph.	Jrs.	Srs.	Spec.	Total	Men	GrPro.	Mas.	Drs.	Total	Men
CAMPUS														
VETERINARY MEDICINE														
Anatomy	7	6								4	3		7	6
Surgery & Medicine	4	4								4			4	4
Veterinary Medicine	34	30							34				34	30
Microbiology & Public Health	2	2								2	2		2	2
Veterinary Pathology	21	20								15	6		21	20
Physiology	4	4								1	3		4	4
Pharmacology	2	2								2			2	2
Total	74	68							34	26	14		74	68
MEDICAL TECHNOLOGY	54	6	6	6	6	16	26	54	6					
PRE-VETERINARY	31	23	6	6	15	4	6	31	23					
College - On Campus	159	97	12	21	20	26	6	85	29	34	26	14	74	68

MICHIGAN STATE UNIVERSITY
Office of the Registrar

STUDENTS ENROLLED IN CREDIT PROGRAMS
COLLEGE OF AGRICULTURE

Summer 1965 Compared with
Summer of Previous Years

<u>Curriculum</u>	<u>1964-5 Change</u>	<u>1965</u>	<u>1964</u>	<u>1963</u>	<u>1962</u>	<u>1961</u>
CAMPUS						
Agriculture	61	347	286	289	270	273
Agricultural Business	2	11	9	9	21	12
Agricultural Science	6	16	10	9	6	9
General Agriculture	55	99	44	59	52	27
Fisheries and Wildlife	15	45	30	31	26	29
Forest Products	27	91	64	50	52	64
Forestry	5	63	58	60	55	52
Park Management	2	4	2	5	7	6
Terminal Courses	3	103	100	100	115	111
College - On Campus	176	779	603	612	604	583
College Change						
in total number of students		176	-9	8	21	
as a per cent of previous Summer		29%	-1.5	1.3	3.6	
Campus Change		14.6%	6.3	8.4	-3.3	
OFF CAMPUS						
Agriculture		1				
Agricultural Business		1				
General Agriculture						
Fisheries & Wildlife						
Forestry						
College - Off Campus		2				

NOTE: Totals exclude Agricultural Engineering Undergraduates. These students are included in the College of Engineering.

Totals include non-duplicate students only, listed in the curriculum of the student's choice.

MICHIGAN STATE UNIVERSITY
Office of the Registrar

STUDENTS ENROLLED IN CREDIT PROGRAMS
COLLEGE OF ARTS & LETTERS

Summer 1965 Compared with
Summer of Previous Years

<u>Curriculum</u>	<u>1964-5 Change</u>	<u>1965</u>	<u>1964</u>	<u>1963</u>	<u>1962</u>	<u>1961</u>
CAMPUS						
Arts and Letters	39	101	62	40	50	
Art	-3	214	217	213	162	
Literature	111	441	330	276	232	
German & Russian	-7	31	38	26	19	
Ling., Orien. & Afr. Lang.	15	15		1		
Romance Languages	22	147	125	99	114	
History	81	350	269	211	192	
Religion	1	4	3	13		
Music		217	217	184	176	
Philosophy	4	31	27	23	24	
College - On Campus	263	1551	1288	1086	969	776
College Change						
in total number of students		263	202	117	193	
as a per cent of previous Summer		20.4%	18.6	12.1	24.9	
Campus Change		14.6%	6.3	8.4	-3.3	
OFF CAMPUS						
Arts & Letters		7				
Art		25				
Literature		20				
Romance Language		23				
German & Russian		8				
History		36				
Music		6				
College - Off Campus		125				

NOTE: Enrollment totals for 1961 and 1962 include Fine Arts, and Language and Literature curriculums only.

Totals include non-duplicate students only, listed in the curriculum of the student's choice.

MICHIGAN STATE UNIVERSITY
Office of the Registrar

STUDENTS ENROLLED IN CREDIT PROGRAMS
COLLEGE OF BUSINESS

Summer 1965 Compared with
Summer of Previous Years

<u>Curriculum</u>	<u>1964-5 Change</u>	<u>1965</u>	<u>1964</u>	<u>1963</u>	<u>1962</u>	<u>1961</u>
CAMPUS						
Accounting & Financial Adm.	68	303	235	263	207	221
Business Law, Ins. & Office Adm.	-8	229	237	240	213	289
Business Administration						
Economics	10	80	70	71	73	92
Marketing & Transportation Adm.	17	215	198	168	163	153
Management	19	125	106	107	91	142
Hotel, Rest. & Institutional Mgt.	11	120	109	190	215	246
College - On Campus	117	1072	955	1039	962	1143
College Change in total number of students		117	-84	77	-181	
as a per cent of previous Summer		12.3%	-8.1	8.0	-15.8	
Campus Change		14.6%	6.3	8.4	-3.3	
OFF CAMPUS						
Accounting & Financial Administration		13				
Business Law, Ins. & Office Adm.		9				
Business Administration		22				
Economics		3				
Marketing & Transportation Adm.		14				
Management		2				
Hotel, Rest. & Institutional Mgt.		1				
College - Off Campus		64				

NOTE: Totals include non-duplicate students only, listed in the curriculum of the student's choice.

MICHIGAN STATE UNIVERSITY
Office of the Registrar

STUDENTS ENROLLED IN CREDIT PROGRAMS
COLLEGE OF COMMUNICATION ARTS

Summer 1965 Compared with
Summer of Previous Years

<u>Curriculum</u>	<u>1964-5 Change</u>	<u>1965</u>	<u>1964</u>	<u>1963</u>	<u>1962</u>	<u>1961</u>
CAMPUS						
Advertising	22	62	40	49	49	40
Journalism	4	57	53	44	47	49
Television and Radio	17	75	58	69	50	54
Communication		52	52	60	46	37
Speech	32	252	220	189	159	146
College - On Campus	75	498	423	411	351	326
College Change in total number of students		75	12	60	25	
as a per cent of previous Summer		17.7%	2.9	17.1	7.7	
Campus Change		14.6%	6.3	8.4	-3.3	
OFF CAMPUS						
Advertising		1				
Journalism		2				
Television & Radio		2				
Speech		7				
College - Off Campus		12				

NOTE: Totals include non-duplicate students only, listed in the curriculum of the student's choice.

MICHIGAN STATE UNIVERSITY
Office of the Registrar

STUDENTS ENROLLED IN CREDIT PROGRAMS
COLLEGE OF EDUCATION

Summer 1965 Compared with
Summer of Previous Years

<u>Curriculum</u>	<u>1964-5 Change</u>	<u>1965</u>	<u>1964</u>	<u>1963</u>	<u>1962</u>	<u>1961</u>
CAMPUS						
Education - Graduate		840				
Elementary and Special Education		1548				
Secondary Education and Curriculum		424				
Administration and Higher Education		294				
Guidance and Personnel Services		355				
Total	130	3461	3331	3056	2729	2589
Health, Phys. Education & Rec.	11	208	197	195	199	225
College - On Campus	141	3669	3528	3251	2928	2814
Secondary Teaching*	97	1011	914	923	847	1221
Total - Including Secondary Teach.	238	4680	4442	4174	3775	4035
College Change						
in total number of students		238	268	399	-260	
as a per cent of previous Summer		5.4%	6.4	10.6	-6.4	
Campus Change		14.6%	6.3	8.4	-3,3	
OFF CAMPUS						
Education - Graduate		200				
Elementary & Special Education		198				
Secondary Education & Curriculum		37				
Health, Physical Education & Rec.		8				
Administration & Higher Education		35				
Guidance & Personnel Service		27				
College - Off Campus		505				

* These totals include Secondary Teaching Certificates shown in the college of the student's choice and dually enrolled in the College of Education.

MICHIGAN STATE UNIVERSITY
Office of the Registrar

STUDENTS ENROLLED IN CREDIT PROGRAMS
COLLEGE OF ENGINEERING

Summer 1965 Compared with
Summer of Previous Years

<u>Curriculum</u>	<u>1964-5 Change</u>	<u>1965</u>	<u>1964</u>	<u>1963</u>	<u>1962</u>	<u>1961</u>
CAMPUS						
Engineering - No Major	-19	12	31	13	8	19
Agricultural Engineering - Undergraduates		6	6	5	7	10
Applied Mechanics	2	13	11	15	20	26
Chemical Engineering	11	24	13	23	21	18
Civil Engineering	-5	44	49	48	46	62
Electrical Engineering	23	130	107	114	112	118
Mechanical Engineering	-1	65	66	61	68	92
Metallurgical Engineering	-1	12	13	17	6	8
Sanitary Engineering	2	3	1	1	4	
International Services		1	1			1
College - On Campus	12	310	298	297	292	354
College Change in total number of students		12	1	5	-62	
as a per cent of previous Summer		4.0%	.3	1.7	-17.5	
Campus Change		14.6%	6.3	8.4	-3.3	
OFF CAMPUS						
Mechanical Engineering		5				
College - Off Campus		5				

NOTE: Totals exclude Agricultural Engineering Graduates. These students are included in the College of Agriculture.

MICHIGAN STATE UNIVERSITY
Office of the Registrar

STUDENTS ENROLLED IN CREDIT PROGRAMS
COLLEGE OF HOME ECONOMICS

Summer 1965 Compared with
Summer of Previous Years

<u>Curriculum</u>	<u>1964-5</u> <u>Change</u>	<u>1965</u>	<u>1964</u>	<u>1963</u>	<u>1962</u>	<u>1961</u>
CAMPUS						
College - On Campus	26	352	326	305	266	251
College Change in total number of students as a per cent of previous Summer		26 8.0%	21 6.9	39 14.7	15 6.0	
Campus Change		14.6%	6.3	8.4	-3.3	
OFF CAMPUS						
College - Off campus		8				

MICHIGAN STATE UNIVERSITY
Office of the Registrar

STUDENTS ENROLLED IN CREDIT PROGRAMS
COLLEGE OF NATURAL SCIENCE

Summer 1965 Compared with
Summer of Previous Years

<u>Curriculum</u>	<u>1964-5 Change</u>	<u>1965</u>	<u>1964</u>	<u>1963</u>	<u>1962</u>	<u>1961</u>
CAMPUS						
Natural Science	6	14	8	1		
Biochemistry	4	15	11	10	5	
Biophysics	1	10	9	2	2	
General Science	-66	71	137	112	169	
Biological Sciences	84	462	378	330	275	
Physical Science	50	342	292	242	226	
Mathematics and Statistics	-29	292	321	326	324	
Nursing	46	138	92	103	79	
Pre-Professional	9	50	41	43	46	
College - On Campus	105	1394	1289	1169	1126	1038*
College Change						
in total number of students		105	120	43	88	
as a per cent of previous Summer		8.1%	10.3	3.8	8.5	
Campus Change			14.6%	6.3	8.4	-3.3
OFF CAMPUS						
Biochemistry		1				
General Science		1				
Biological Science		3				
Physical Science		4				
Mathematics & Statistics		8				
Pre-Professional		2				
College - Off Campus		19				

*1961-2 enrollment totals include Biological Science, Mathematics and Physical Science, Pre-Dental, and Pre-Medical curriculums.

MICHIGAN STATE UNIVERSITY
Office of the Registrar

STUDENTS ENROLLED IN CREDIT PROGRAMS
COLLEGE OF SOCIAL SCIENCE

Summer 1965 Compared with
Summer of Previous Years

<u>Curriculum</u>	<u>1964-5 Change</u>	<u>1965</u>	<u>1964</u>	<u>1963</u>	<u>1962</u>	<u>1961</u>
CAMPUS						
Social Science	101	431	330	314	258	
Anthropology		42				
	24)		(118	86	71	
Sociology		100				
Geography	61	100	39	37	34	
Political Science	37	133	96	98	90	
Psychology	22	253	231	152	127	
Police Admin. & Pub. Safety	-4	136	140	115	93	
Social Work	44	136	92	65	60	
Urban Plan. & Land. Arch.	6	65	59	50	50	
College - On Campus	291	1396	1105	917	783	1104*
College Change						
in total number of students		291	188	134	-321	
as a per cent of previous Spring		26.3%	20.5	17.1	-29.1	
Campus Change		14.6%	6.3	8.4	-3.3	
OFF CAMPUS						
Social Science		14				
Anthropology		1				
Geography		2				
Psychology		4				
Political Science		4				
Sociology		5				
Social Work		3				
Urban Plan. & Land. Arch.		1				
Police Adm. & Public Safety		2				
College - Off Campus		36				

*1961-2 enrollment totals include Social Science, Political Science, Police Adm. and Public Safety, Social Work and Urban Planning and Landscape Architecture curriculums.

MICHIGAN STATE UNIVERSITY
Office of the Registrar

STUDENTS ENROLLED IN CREDIT PROGRAMS
COLLEGE OF VETERINARY MEDICINE

Summer 1965 Compared with
Summer of Previous Years

<u>Curriculum</u>	<u>1964-5 Change</u>	<u>1965</u>	<u>1964</u>	<u>1963</u>	<u>1962</u>	<u>1961</u>
CAMPUS						
Veterinary Medicine	10	74	64	57	38	41
Medical Technology	19	54	35	40	39	20
Pre-Veterinary Medicine	5	31	26	19	25	22
College - On Campus	34	159	125	116	102	83
College Change in total number of students as a per cent of previous Spring		34	9	14	19	27.2%
Campus Change		14.6%	6.3	8.4	-3.3	

MICHIGAN STATE UNIVERSITY
Office of the Registrar

STUDENTS ENROLLED IN CREDIT PROGRAMS
UNIVERSITY COLLEGE

Summer 1965 Compared with
Summer of Previous Years

<u>Curriculum</u>	<u>1964-5 Change</u>	<u>1965</u>	<u>1964</u>	<u>1963</u>	<u>1962</u>	<u>1961</u>
CAMPUS						
College - On Campus	359	1807	1448	1875	1854	2023
College Change						
in total number of students		359	-427	21	-169	
as a per cent of previous Spring		24.8	-22.8	1.1	-8.4	
Campus Change		14.6%	6.3	8.4	-3.3	

NOTE: At the undergraduate level, the freshman and sophomore student dually enrolls in the University College and the college which offers his chosen major. Therefore enrollments shown above are also included in the enrollments for the college or in the No-Preference curriculum.

MICHIGAN STATE UNIVERSITY
Office of the Registrar

NEW STUDENTS - COLLEGE OF AGRICULTURE

Summer 1965

	TOTAL		FIRST TIME FRESHMEN		TRANSFER		UNDERGRAD. TOTALS		FIRST TIME		GRADUATE TOTALS	
	Total	Men	Total	Men	Total	Men	Total	Men	Mas	Drs	Total	Men
UNIVERSITY												
Resident Credit												
East Lansing Campus	1889	964	156	76	485	229	641	305	1009	151	1248	659
Centers	515	149			105	48	105	48	381	23	410	101
Oakland University	32	11	5	3	27	8	32	11				
Total	2436	1124	161	79	617	285	778	364	1390	174	1658	760
Credit Extension	599	163			120	27	120	27	392	70	479	136
Total University	3035	1287	161	79	737	312	898	391	1782	244	2137	896
AGRICULTURE												
<u>CAMPUS</u>												
Agriculture - Graduate	41	38							34	6	41	38
Agricultural Business	2	2			2	2	2	2				
General Agriculture	34	34	3	3	31	31	34	34				
Fisheries & Wildlife	1	1							1		1	1
Forest Products	20	20	1	1	18	18	19	19	1		1	1
Forestry	3	2	2	1			2	1	1		1	1
College - On Campus	101	97	6	5	51	51	57	56	37	6	44	41

NOTE: Totals include non-duplicate students only, listed in the curriculum of the student's choice.

MICHIGAN STATE UNIVERSITY
Office of the Registrar

NEW STUDENTS - COLLEGE OF ARTS AND LETTERS

Summer 1965

	TOTAL		FIRST TIME FRESHMEN		TRANSFER		UNDERGRAD. TOTALS		FIRST TIME		GRADUATE TOTALS	
	Total	Men	Total	Men	Total	Men	Total	Men	Mas	Drs	Total	Men
UNIVERSITY												
Resident Credit												
East Lansing Campus	1889	964	156	76	485	229	641	305	1009	151	1248	659
Centers	515	149			105	48	105	48	381	23	410	101
Oakland University	32	11	5	3	27	8	32	11				
Total	2436	1124	161	79	617	285	778	364	1390	174	1658	760
Credit Extension	599	163			120	27	120	27	392	70	479	136
Total University	3035	1287	161	79	737	312	898	391	1782	244	2137	896
ARTS & LETTERS												
CAMPUS												
Arts and Letters	26	13			26	13	26	13				
Art	30	12	2	1	9	3	11	4	17		19	8
Literature	72	24	2	1	17	6	19	7	40	4	53	17
German & Russian	4	3	1				1		1	2	3	3
Romance Languages	21	7	1		10	3	11	3	8	1	10	4
History	58	39	3	1	11	4	14	5	39	3	44	34
Music	35	20	1	1	1		2	1	28	3	33	19
Philosophy	3	2							2		3	2
Ling., Orien. & Afr. Lang.	8	3							7		8	3
College - On Campus	257	123	10	4	74	29	84	33	142	13	173	90
OFF CAMPUS												
Art	1	1									1	1
Literature	4	1							3		4	1
History	25	21							24	1	25	21
College - Off Campus	30	23							27	1	30	23

NOTE: Totals include non-duplicate students only, listed in the curriculum of the student's choice.

MICHIGAN STATE UNIVERSITY
Office of the Registrar

NEW STUDENTS - COLLEGE OF BUSINESS

Summer 1965

	TOTAL		FIRST TIME		TRANSFER		UNDERGRAD.		FIRST TIME		GRADUATE	
	Total	Men	Total	Men	Total	Men	Total	Men	Mas.	Dr.	Total	Men
UNIVERSITY												
Resident Credit												
East Lansing Campus	1889	964	156	76	485	229	641	305	1009	151	1248	659
Centers	515	149			105	48	105	48	381	23	410	101
Oakland University	32	11	5	3	27	8	32	11				
Total	2436	1124	161	79	617	285	778	364	1390	174	1658	760
Credit Extension	599	163			120	27	120	27	392	70	479	136
Total University	3035	1287	161	79	737	312	898	391	1782	244	2137	896
BUSINESS												
CAMPUS												
Accounting & Fin. Adm.	36	35	2	1	9	9	11	10	21	1	25	25
Business Services	23	17	2	1	21	16	23	17				
Economics	11	7			5	2	5	2	3		6	5
Marketing & Trans.	18	16			2	2	2	2	14	2	16	14
Management	9	9	1	1	2	2	3	3	6		6	6
Hotel, Rest. & Inst. Mgt.	15	12	3	2	6	5	9	7	6		6	5
College - On Campus	112	96	8	5	45	36	53	41	50	3	59	55
OFF CAMPUS												
Accounting & Fin. Adm.	1	1									1	1
Business Services	1	1			1	1	1	1				
Business Adm.	5	5							5		5	5
Marketing & Trans. Adm.	1	1							1		1	1
College - Off Campus	8	8			1	1	1	1	6		7	7

NOTE: Totals include non-duplicate students only, listed in the curriculum of the student's choice.

MICHIGAN STATE UNIVERSITY
Office of the Registrar

NEW STUDENTS - COLLEGE OF COMMUNICATION ARTS

Summer 1965

	TOTAL		FIRST TIME FRESHMEN		TRANSFER		UNDERGRAD. TOTALS		FIRST TIME		GRADUATE TOTALS	
	Total	Men	Total	Men	Total	Men	Total	Men	Mas.	Drs.	Total	Men
UNIVERSITY												
Resident Credit												
East Lansing Campus	1889	964	156	76	485	229	641	305	1009	151	1248	659
Centers	515	149			105	48	105	48	381	23	410	101
Oakland University	32	11	5	3	27	8	32	11				
Total	2436	1124	161	79	617	285	778	364	1390	174	1658	760
Credit Extension	599	163			120	27	120	27	392	70	479	136
Total University	3035	1287	161	79	737	312	898	391	1782	244	2137	896
COMMUNICATION ARTS												
CAMPUS												
Advertising	2	2			2	2	2	2				
Journalism	5	1	2				2		3		3	1
Television & Radio	6	5	1	1	2	1	3	2	3		3	3
Communication	4	4							1	3	4	4
Speech	38	13	4	3	3	1	7	4	22	5	31	9
College - On Campus	55	25	7	4	7	4	14	8	29	8	41	17

NOTE: Totals include non-duplicate students only, listed in the curriculum of the student's choice.

MICHIGAN STATE UNIVERSITY
Office of the Registrar

NEW STUDENTS - COLLEGE OF EDUCATION

Summer 1965

	TOTAL		FIRST TIME FRESHMEN		TRANSFER		UNDERGRAD. TOTALS		FIRST TIME	GRADUATE TOTALS		
	Total	Men	Total	Men	Total	Men	Total	Men	Mas. Drs.	Total	Men	
UNIVERSITY												
Resident Credit												
East Lansing Campus	1889	964	156	76	485	229	641	305	1009	151	1248	659
Centers	515	149			105	48	105	48	381	23	410	101
Oakland University	32	11	5	3	27	8	32	11				
Total	2436	1124	161	79	617	285	778	364	1390	174	1658	760
Credit Extension	599	163			120	27	120	27	392	70	479	136
Total University	3035	1287	161	79	737	312	898	391	1782	244	2137	896
EDUCATION												
CAMPUS												
Education - No Major	303	112							297	5	303	112
Elementary & Special Ed.	223	27	15	1	127	15	142	16	65	1	81	11
Sec. Educ. & Curriculum	65	44			2	2	2	2	44	6	63	42
Health, Phy. Ed. & Rec.	23	12	3	1	4	4	7	5	15		16	7
Adm. & Higher Ed.	12	9							6	5	12	9
Guidance & Pers. Serv.	37	10							23	4	37	10
College - On Campus (1)	663	214	18	2	133	21	151	23	450	21	512	191
Sec. Teach. (2)	54	21	13	5	41	16	54	21				
Total Incl. Sec. Teach.	717	235	31	7	174	37	205	44	450	21	512	191
OFF CAMPUS												
Education - No Major	45	11							45		45	11
Elementary & Spec. Ed.	28	1			2	1	2	1	19		26	
Secondary Ed. & Curr.	3	2							2		3	2
Adm. & Higher Ed.	3	3							2	1	3	3
Guidance & Pers. Serv.	2								2		2	
College - Off Campus	81	17			2	1	2	1	70	1	79	16

- NOTE: (1) Totals include non-duplicate students only, listed in the curriculum of the student's choice.
- (2) These totals included Secondary Teaching Certificate candidates shown in the college of the student's major and dually enrolled in the College of Education.

MICHIGAN STATE UNIVERSITY
Office of the Registrar

NEW STUDENTS - COLLEGE OF ENGINEERING

Summer 1965

	TOTAL		FIRST TIME FRESHMEN		TRANSFER		UNDERGRAD. TOTALS		FIRST TIME		GRADUATE TOTALS	
	Total	Men	Total	Men	Total	Men	Total	Men	Mas.	Drs.	Total	Men
UNIVERSITY												
Resident Credit												
East Lansing Campus	1889	964	156	76	485	229	641	305	1009	151	1248	659
Centers	515	149			105	48	105	48	381	23	410	101
Oakland University	32	11	5	3	27	8	32	11				
Total	2436	1124	161	79	617	285	778	364	1390	174	1658	760
Credit Extension	599	163			120	27	120	27	392	70	479	136
Total University	3035	1287	161	79	737	312	898	391	1782	244	2137	896
ENGINEERING												
CAMPUS												
Engineering - No Major	7	7	5	5	2	2	7	7				
Agricultural	1				1		1					
Civil	2	2			1	1	1	1	1		1	1
Electrical	8	8			3	3	3	3	5		5	5
Mechanical	2	2			2	2	2	2				
College - On Campus	20	19	5	5	9	8	14	13	6		6	6

NOTE: Totals include non-duplicate students only, listed in the curriculum of the student's choice.

MICHIGAN STATE UNIVERSITY
Office of the Registrar

NEW STUDENTS - COLLEGE OF HOME ECONOMICS

Summer 1965

	TOTAL		FIRST TIME FRESHMEN		TRANSFER		UNDERGRAD. TOTALS		FIRST TIME Mas. Drs.		GRADUATE TOTALS	
	Total	Men	Total	Men	Total	Men	Total	Men	Total	Men	Total	Men
UNIVERSITY												
Resident Credit												
East Lansing Campus	1889	964	156	76	485	229	641	305	1009	151	1248	659
Centers	515	149			105	48	105	48	381	23	410	101
Oakland University	32	11	5	3	27	8	32	11				
Total	2436	1124	161	79	617	285	778	364	1390	174	1658	760
Credit Extension	599	163			120	27	120	27	392	70	479	136
Total University	3035	1287	161	79	737	312	898	391	1782	244	2137	896
HOME ECONOMICS												
CAMPUS												
Home Economics	48		2		13		15		31		33	

NOTE: Totals include non-duplicate students only, listed in the curriculum of the student's choice.

MICHIGAN STATE UNIVERSITY
Office of the Registrar

NEW STUDENTS - COLLEGE OF NATURAL SCIENCE

Summer 1965

	TOTAL		FIRST TIME FRESHMEN		TRANSFER		UNDERGRAD. TOTAL		FIRST TIME	GRADUATE TOTALS		
	Total	Men	Total	Men	Total	Men	Total	Men	Mas. Drs.	Total	Men	
UNIVERSITY												
Resident Credit												
East Lansing Campus	1889	964	156	76	485	229	641	305	1009	151	1248	659
Centers	515	149			105	48	105	48	381	23	410	101
Oakland University	32	11	5	3	27	8	32	11				
Total	2436	1124	161	79	617	285	778	364	1390	174	1658	760
Credit Extension	599	163			120	27	120	27	392	70	479	136
Total University	3035	1287	161	79	737	312	898	391	1782	244	2137	896
NATURAL SCIENCE												
CAMPUS												
Natural Science	11	6			11	6	11	6				
Biochemistry	3	1	1	1	2		3	1				
Biological Sciences	56	36			11	7	11	7	33	3	45	29
Physical Sciences	30	26	1	1	9	8	10	9	10	9	20	17
Mathematics & Statistics	37	22	3	2	14	9	17	11	16	3	20	11
Nursing	5		1		4		5					
Pre-Professional	8	4	4	2	4	2	8	4				
General Science	47	38							47		47	38
College - On Campus	197	133	10	6	55	32	65	38	106	15	132	95
OFF CAMPUS												
Mathematics & Statistics	2								2		2	
College - Off Campus	2								2		2	

NOTE: Totals include non-duplicate students only, listed in the curriculum of the student's choice.

MICHIGAN STATE UNIVERSITY
Office of the Registrar

NEW STUDENTS - COLLEGE OF SOCIAL SCIENCE

Summer 1965

	TOTAL		FIRST TIME FRESHMEN		TRANSFER		UNDERGRAD. TOTALS		FIRST TIME Mas. Drs.		GRADUATE TOTALS	
	Total	Men	Total	Men	Total	Men	Total	Men	Total	Men	Total	Men
UNIVERSITY												
Resident Credit												
East Lansing Campus	1889	964	156	76	485	229	641	305	1009	151	1248	659
Centers	515	149			105	48	105	48	381	23	410	101
Oakland University	32	11	5	3	27	8	32	11				
Total	2436	1124	161	79	617	285	778	364	1390	174	1658	760
Credit Extension	599	163			120	27	120	27	392	70	479	136
Total University	3035	1287	161	79	737	312	898	391	1782	244	2137	896

SOCIAL SCIENCE

CAMPUS

Social Science	42	26	5	3	25	13	30	16	10	1	12	10
Anthropology	4	1			1		1		2		3	1
Geography	40	35							39	1	40	35
Political Science	10	5	2	1	3		5	1	3	1	5	4
Psychology	11	4	3		7	4	10	4	1		1	
Sociology	8	4			2		2		6		6	4
Pol. Adm. & Pub. Safety	16	16	1	1	8	8	9	9	7		7	7
Social Work	7	2	1		4	2	5	2	2		2	
Urban Plan. & Land. Arch.	4	4			2	2	2	2	2		2	2
College - On Campus	142	97	12	5	52	29	64	34	72	3	78	63

NOTE: Totals include non-duplicate students only, listed in the curriculum of the student's choice.

MICHIGAN STATE UNIVERSITY
Office of the Registrar

NEW STUDENTS - COLLEGE OF VETERINARY MEDICINE

Summer 1965

	TOTAL		FIRST TIME FRESHMEN		TRANSFER		UNDERGRAD. TOTALS		FIRST TIME		GRADUATE TOTALS	
	Total	Men	Total	Men	Total	Men	Total	Men	Mas.	Drs.	Total	Men
<u>UNIVERSITY</u>												
Resident Credit												
East Lansing Campus	1889	964	156	76	485	229	641	305	1009	151	1248	659
Centers	515	149			105	48	105	48	381	23	410	101
Oakland University	32	11	5	3	27	8	32	11				
Total	2436	1124	161	79	617	285	778	364	1390	174	1658	760
Credit Extension	599	163			120	27	120	27	392	70	479	136
Total University	3035	1287	161	79	737	312	898	391	1782	244	2137	896
 <u>VETERINARY MEDICINE</u>												
<u>CAMPUS</u>												
Veterinary Medicine	7	6							5		7	6
Medical Technology	1		1				1					
Pre-Veterinary Medicine	6	5	2	1	4	4	6	5				
College - On Campus	14	11	3	1	4	4	7	5	5		7	6

NOTE: Totals include non-duplicate students only, listed in the curriculum of the student's choice.

MICHIGAN STATE UNIVERSITY
Office of the Registrar

NEW STUDENTS - UNIVERSITY COLLEGE

Summer 1965

	TOTAL		FIRST TIME		TRANSFER		UNDERGRAD.		FIRST TIME		GRADUATE	
	Total	Men	Total	Men	Total	Men	Total	Men	Total	Mas. Drs.	Total	Men
UNIVERSITY												
Resident Credit												
East Lansing Campus	1889	964	156	76	485	229	641	305	1009	151	1248	659
Centers	515	149			105	48	105	48	381	23	410	101
Oakland University	32	11	5	3	27	8	32	11				
Total	2436	1124	161	79	617	285	778	364	1390	174	1658	760
Credit Extension	599	163			120	27	120	27	392	70	479	136
Total University	3035	1287	161	79	737	312	898	391	1782	244	2137	896

UNIVERSITY COLLEGE

CAMPUS

University College	222	N.A.	124	N.A.	98	N.A.	222	N.A.				
--------------------	-----	------	-----	------	----	------	-----	------	--	--	--	--

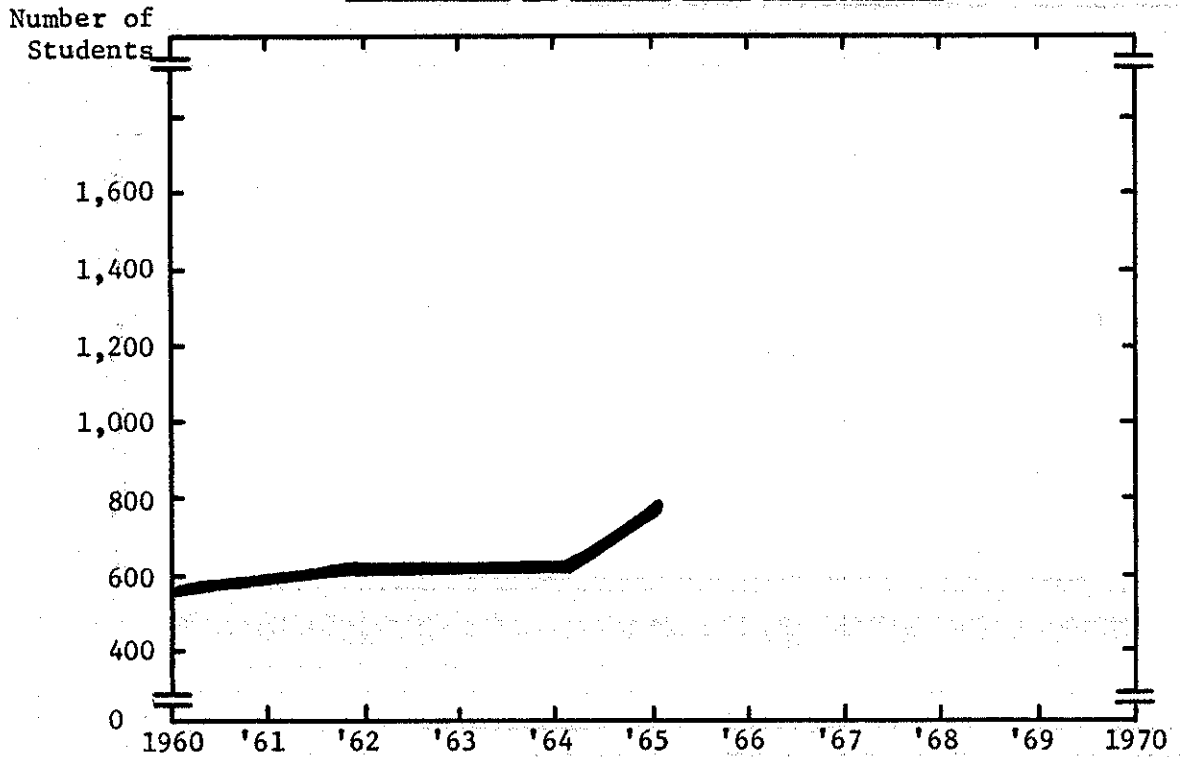
NOTE: N.A. = Not available

Totals include non-duplicate students only, listed in the curriculum of the student's choice.

MICHIGAN STATE UNIVERSITY
Office of the Registrar

COLLEGE OF AGRICULTURE

COMPARISON OF SUMMER TERM ENROLLMENTS



Total Students	555	583	604	612	603	779					
New Students	23	38	22	25	33	101					
* % New to Total	4.1	6.5	3.6	4.1	5.5	13.0					

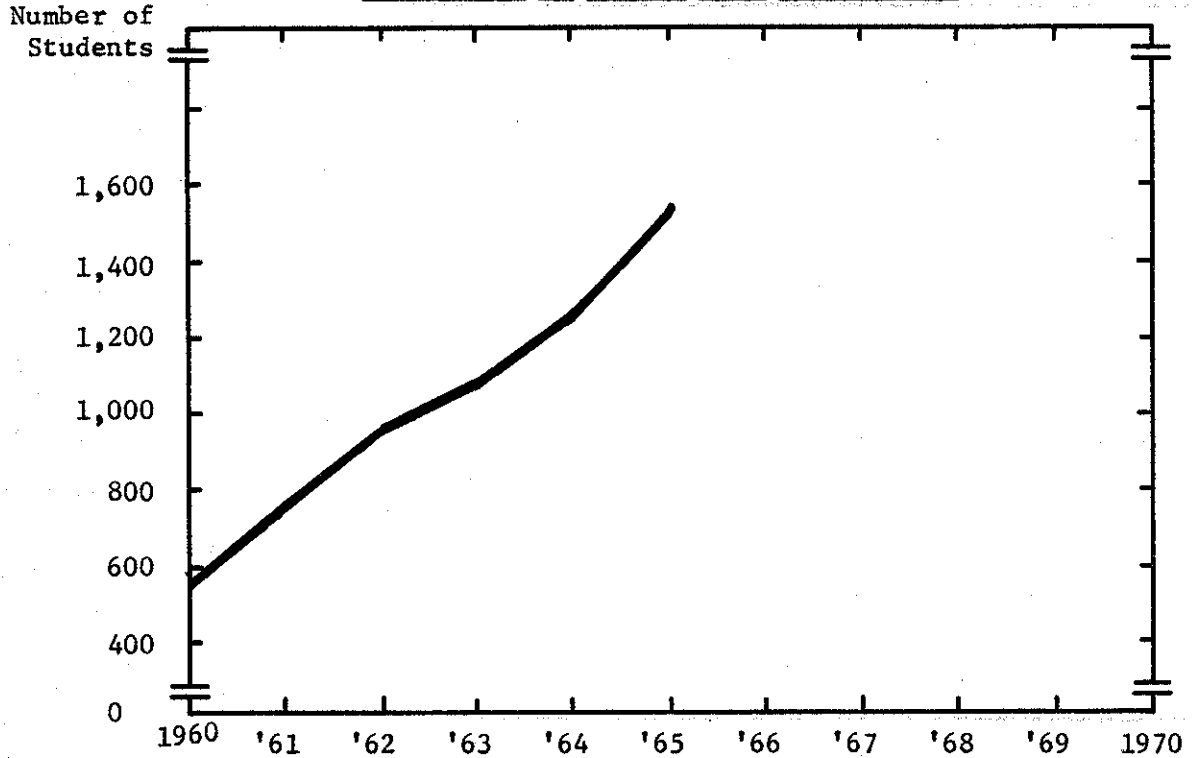
* Campus 14.9 19.2 16.8 14.8 15.1 15.9

Note: All totals are adjusted to agree with current curriculums. Therefore Agricultural Engineering graduate students are included in College of Agriculture and undergraduates in the College of Engineering.

MICHIGAN STATE UNIVERSITY
Office of the Registrar

COLLEGE OF ARTS AND LETTERS

COMPARISON OF SUMMER TERM ENROLLMENTS



Total Students	568	776	969	1086	1288	1551					
New Students	131	210	174	163	174	257					
* % New to Total	23.1	27.1	18.0	15.0	13.5	16.6					

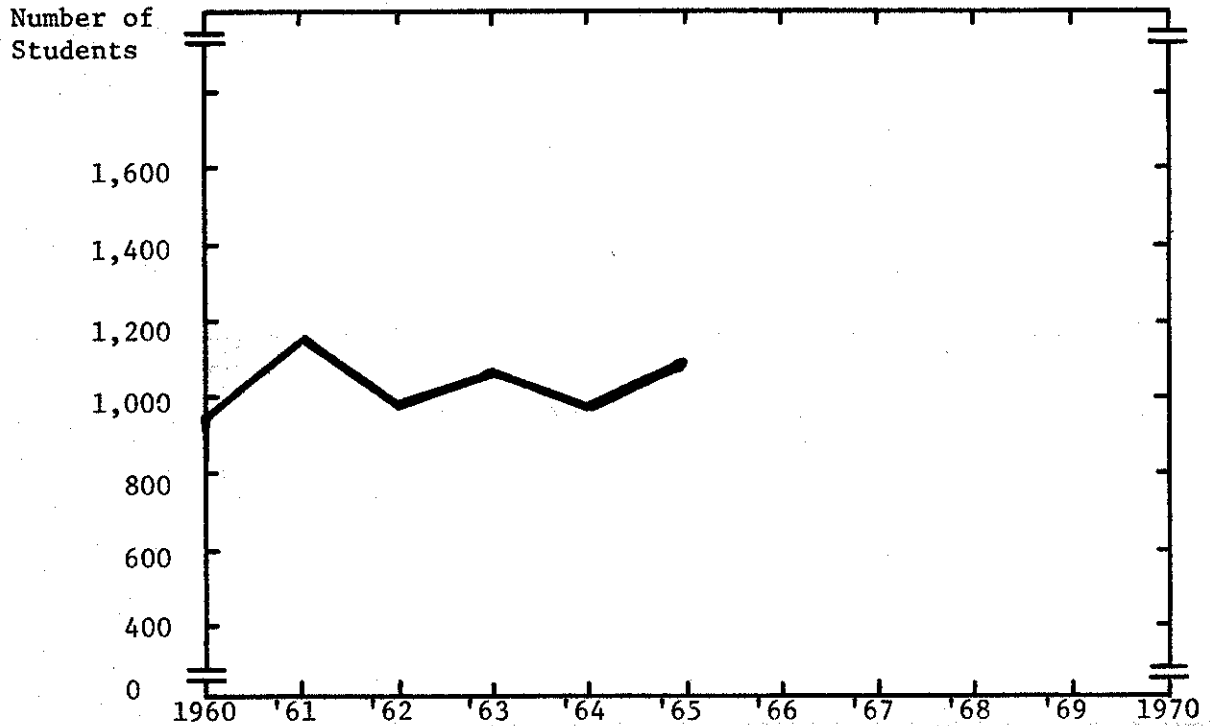
* Campus 14.9 19.2 16.8 14.8 15.1 15.9

Note: Enrollment totals in 1960 and 1961 include Fine Arts, and Language and Literature curriculums only.

MICHIGAN STATE UNIVERSITY
Office of the Registrar

COLLEGE OF BUSINESS

COMPARISON OF SUMMER TERM ENROLLMENTS



Total Students	955	1143	962	1039	955	1072					
New Students	55	87	46	60	86	112					
* % New to Total	5.8	7.6	4.8	5.8	9.0	10.4					

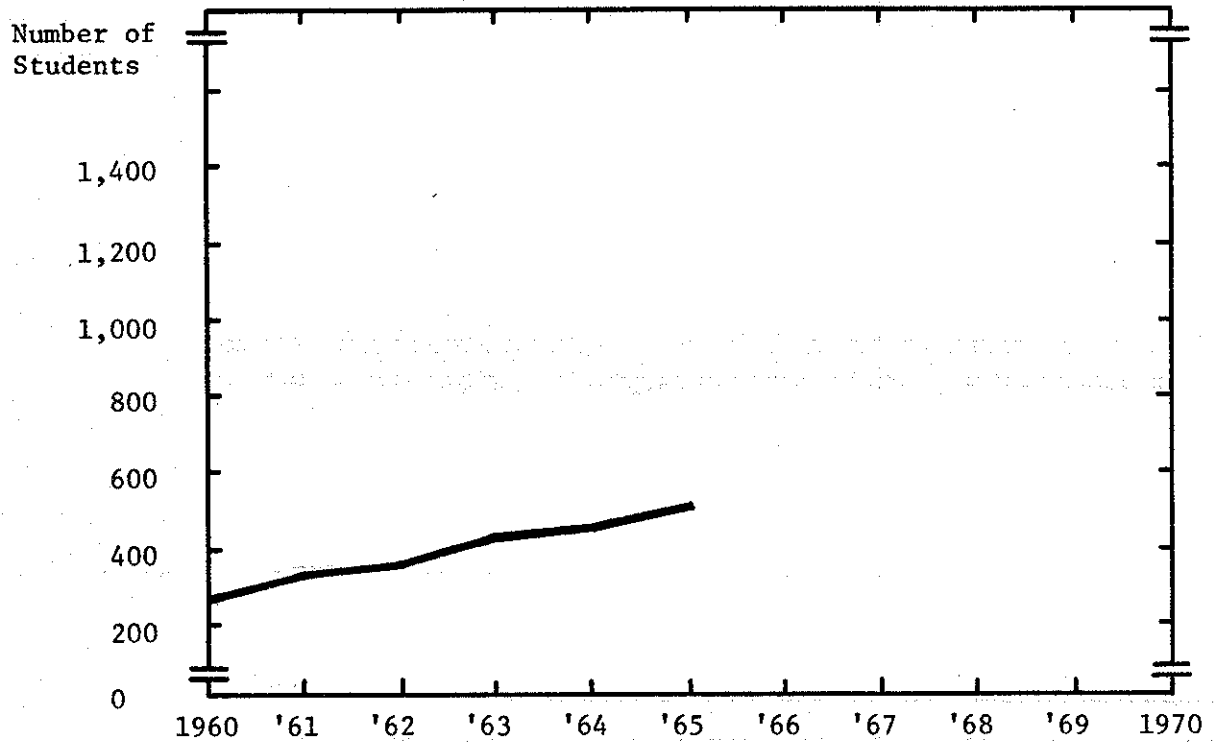
* Campus 14.9 19.2 16.8 14.8 15.1 15.9

Note: All totals were adjusted to agree with current curriculums. Therefore Economics was included in the College of Business and excluded from the College of Social Science.

MICHIGAN STATE UNIVERSITY
Office of the Registrar

COLLEGE OF COMMUNICATION ARTS

COMPARISON OF SUMMER TERM ENROLLMENTS



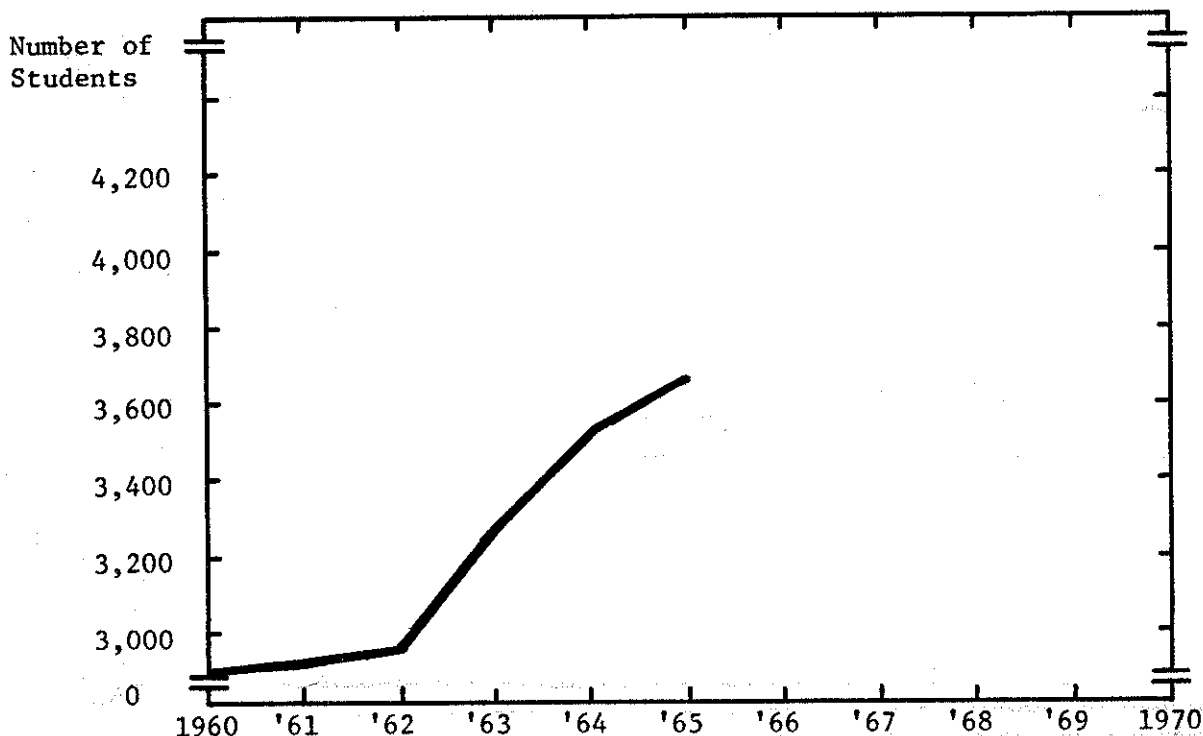
Total Students	268	326	351	411	423	498					
New Students	33	45	41	38	60	55					
* % New to Total	12.3	13.8	11.7	9.2	14.2	11.0					

* Campus 14.9 19.2 16.8 14.8 15.1 15.9

MICHIGAN STATE UNIVERSITY
Office of the Registrar

COLLEGE OF EDUCATION

COMPARISON OF SUMMER TERM ENROLLMENTS



Total (1) Students	2432	2814	2928	3251	3528	3669					
New Students	323	584	592	631	585	663					
* % New to Total	13.3	20.8	20.2	19.4	16.6	18.1					

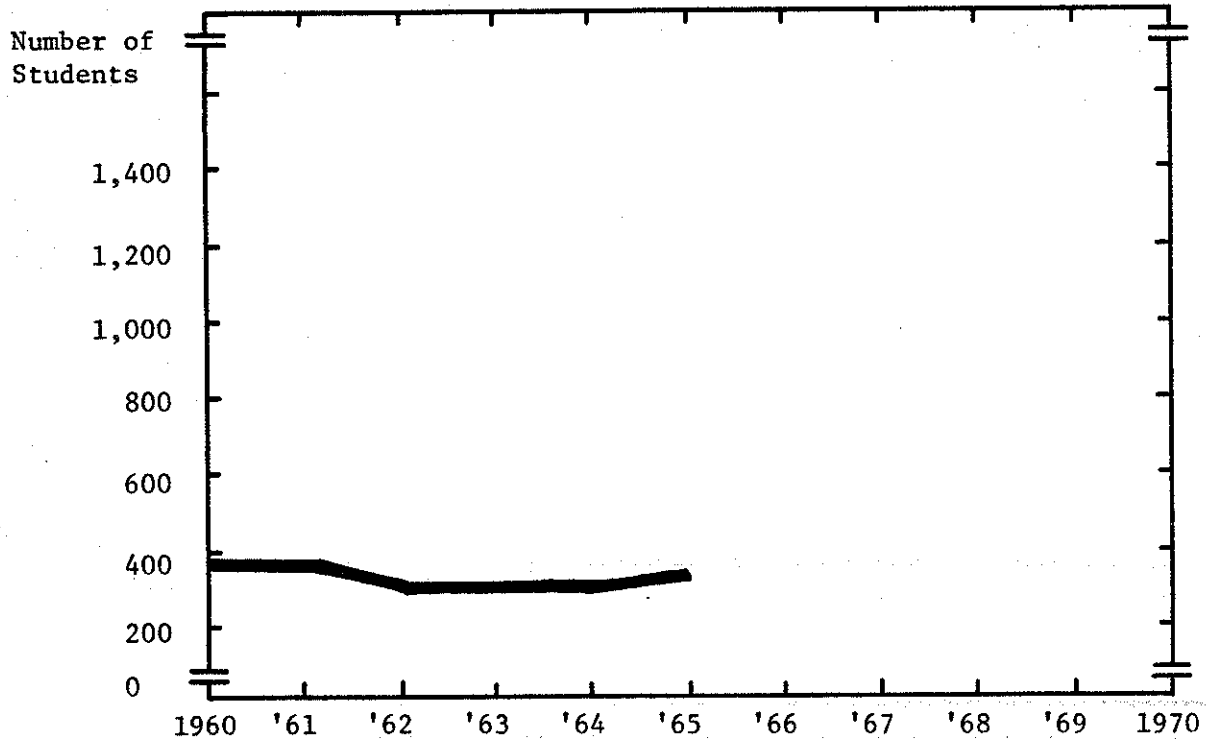
* Campus 14.9 19.2 16.8 14.8 15.1 15.9

Teaching Certif. Candidates	615	1221	847	923	914
New Candidates	23	188	38	49	60
% New to Total	3.7	15.4	4.5	5.3	6.6

NOTE: (1) Totals include education majors only. Teaching Certificate candidates dually enrolled in the College of Education are included in the college of their choice.

MICHIGAN STATE UNIVERSITY
Office of the Registrar
COLLEGE OF ENGINEERING

COMPARISON OF SUMMER TERM ENROLLMENTS



Total Students	358	354	292	297	298	310					
New Students	22	32	19	39	21	20					
* % New to Total	6.1	9.0	6.5	13.1	7.0	6.5					

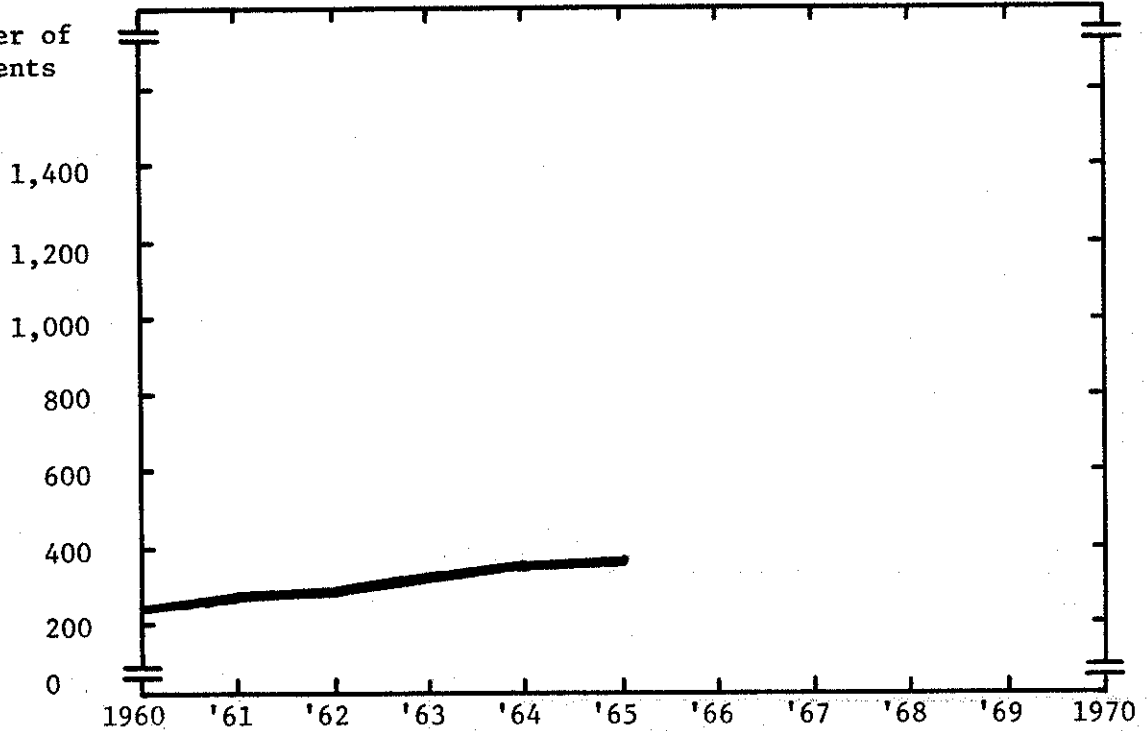
* Campus 14.9 19.2 16.8 14.8 15.1 15.9

Note: All totals are adjusted to agree with current curriculums. Therefore Agricultural Engineering undergraduates are included in the College of Engineering and graduates in the College of Agriculture.

MICHIGAN STATE UNIVERSITY
 Office of the Registrar
 COLLEGE OF HOME ECONOMICS

COMPARISON OF SUMMER TERM ENROLLMENTS

Number of
Students



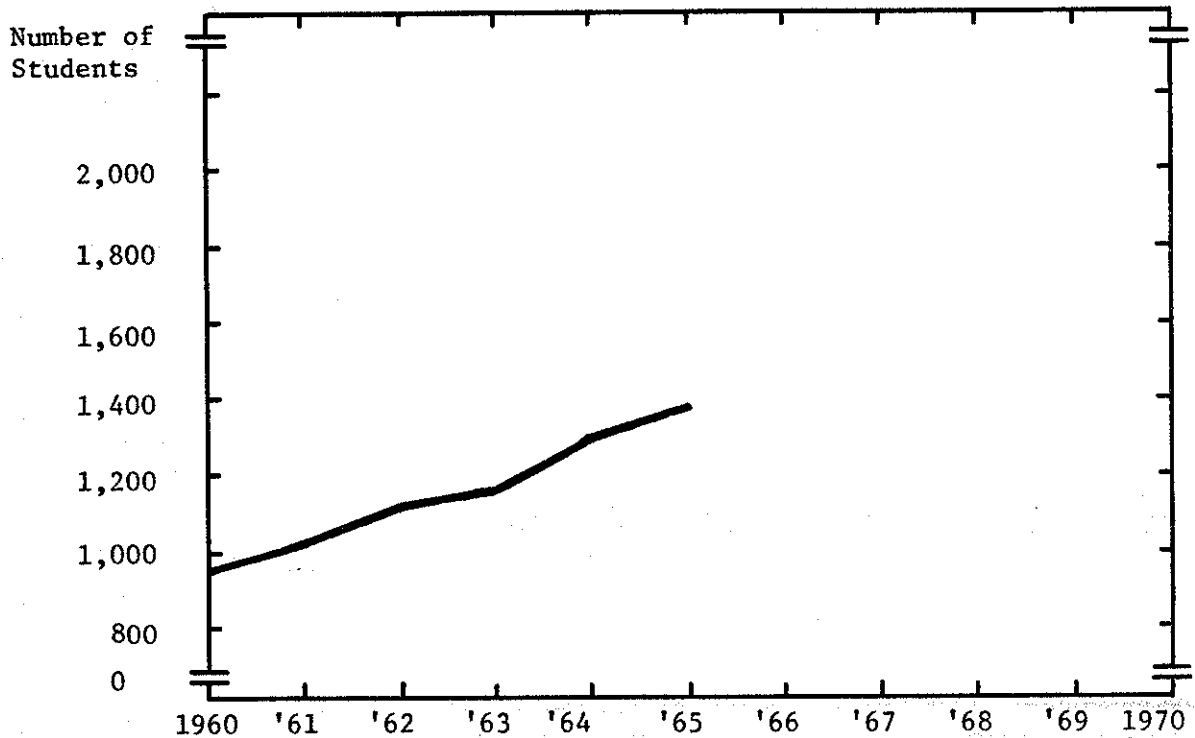
Total Students	229	251	266	305	326	352					
New Students	31	38	41	22	40	48					
* % New to Total	13.5	15.1	15.4	7.2	12.3	13.6					

* Campus 14.9 19.2 16.8 14.8 15.1 15.9

MICHIGAN STATE UNIVERSITY
Office of the Registrar

COLLEGE OF NATURAL SCIENCE

COMPARISON OF SUMMER TERM ENROLLMENTS



Total Students	944	1038	1126	1169	1289	1394					
New Students	141	205	217	173	243	197					
* % New to Total	14.9	19.7	19.3	14.8	18.9	14.1					

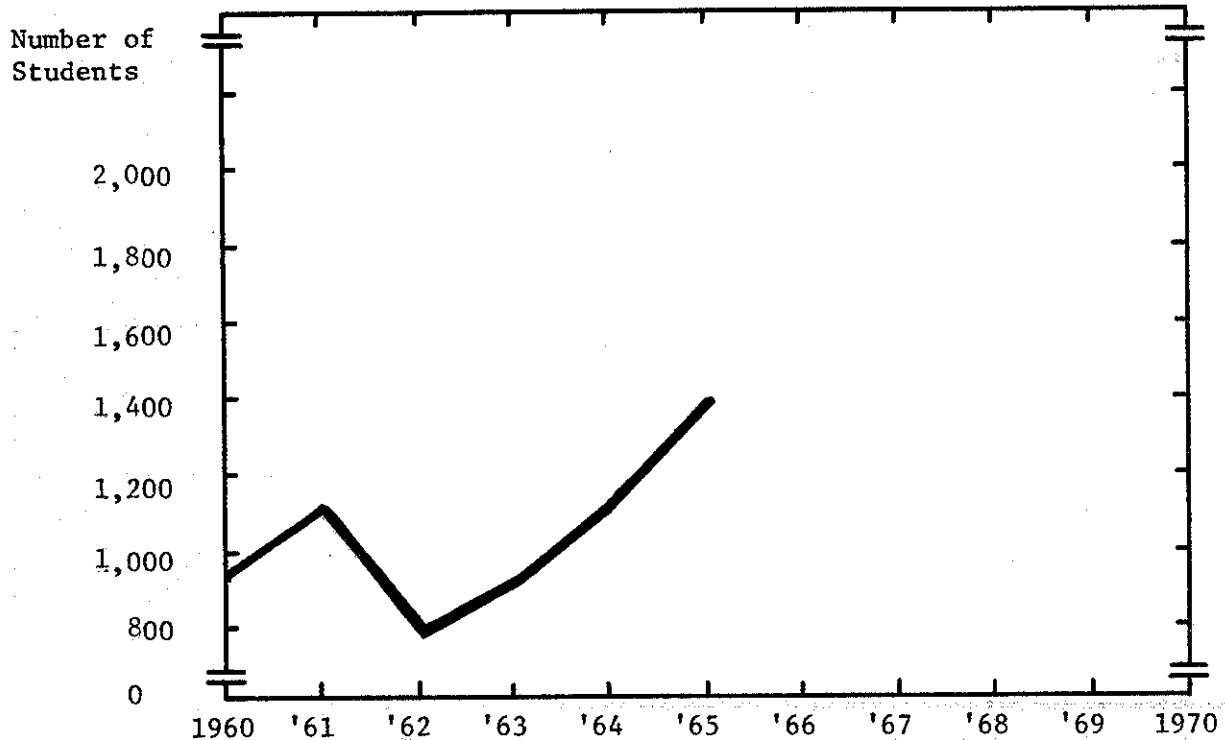
* Campus 14.9 19.2 16.8 14.8 15.1 15.9

Note: Enrollment totals in 1960 and 1961 include the following curriculums: Biological Sciences, Mathematics and Statistics, Pre-Medical, and Pre-Dental.

MICHIGAN STATE UNIVERSITY
Office of the Registrar

COLLEGE OF SOCIAL SCIENCE

COMPARISON OF SUMMER TERM ENROLLMENTS



Total Students	926	1104	783	917	1105	1396					
New Students	79	130	73	67	95	142					
* % New to Total	8.5	11.8	9.3	7.3	8.6	10.2					

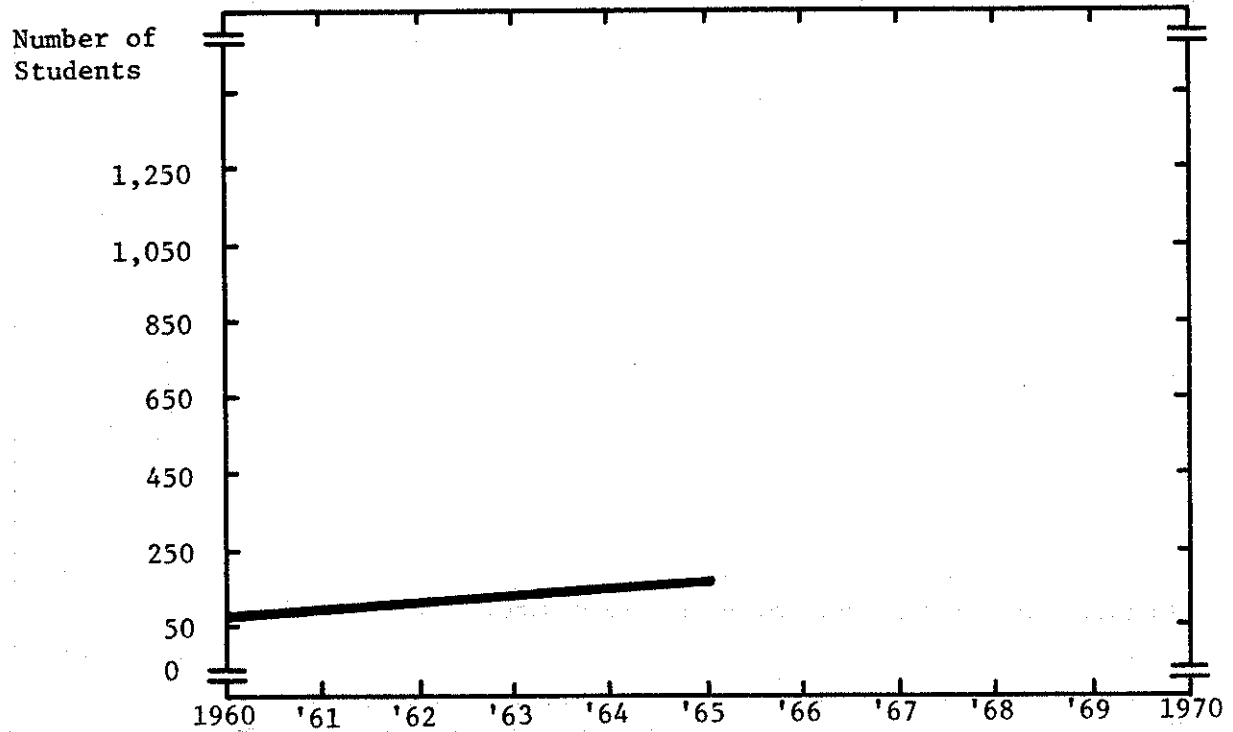
* Campus % 14.9 19.2 16.8 14.8 15.1 15.9

Note: All totals were adjusted to agree with current curriculums. The 1960 and 1961 enrollment totals included Social Science, Political Science, Police Administration and Public Safety, Social Work, and Urban Planning and Landscape Architecture. Economics was included in the College of Business and excluded from the College of Social Science.

MICHIGAN STATE UNIVERSITY
Office of the Registrar

COLLEGE OF VETERINARY MEDICINE

COMPARISON OF SUMMER TERM ENROLLMENTS



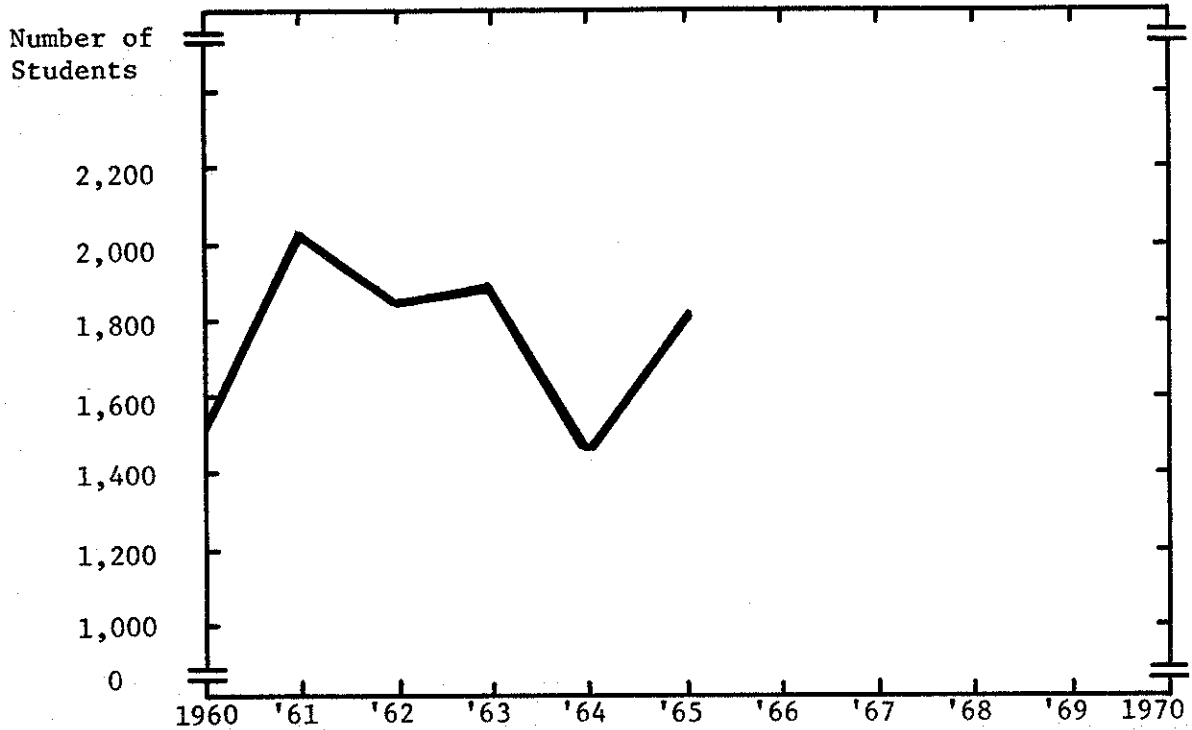
Total Students	73	83	102	116	125	159					
New Students	3	11	7	6	6	14					
* % New to Total	4.1	13.3	6.9	5.2	4.8	8.8					

* Campus 14.9 19.2 16.8 14.8 15.1 15.9

MICHIGAN STATE UNIVERSITY
Office of the Registrar

UNIVERSITY COLLEGE

COMPARISON OF SUMMER TERM ENROLLMENTS



Total Students	1549	2023	1854	1875	1448	1807					
New Students				N.A.		222					
* % New to Total						12.3					

* Campus 15.9

N.A. = Comparable data not available

MICHIGAN STATE UNIVERSITY
Office of the Registrar

GEOGRAPHICAL DISTRIBUTION OF STUDENTS
COLLEGE OF AGRICULTURE

Summer 1965

	TOTAL	UNDERGRADUATE		GRADUATE		
	<u>Students</u>	<u>Lower Div.</u>	<u>Upper Div.</u>	<u>GrPro.</u>	<u>Mas.</u>	<u>Drs.</u>
EAST LANSING CAMPUS						
Michigan	9143	1630	3447	27	2945	1094
Other States	2110	308	590	7	814	391
U. S. Possessions	15	1	2		7	5
Foreign Countries	616	56	80		304	176
TOTAL CAMPUS	11884	1995	4119	34	4070	1666

	TOTAL	NON-MICHIGAN STUDENTS			% of Total Curriculum
	<u>Students</u>	<u>Undergrad.</u>	<u>Graduate</u>	<u>Total</u>	
AGRICULTURE CAMPUS					
Agriculture - Graduates	347		229	229	66
Agricultural Business	11	4		4	36
Agricultural Science	16	9		9	56
General Agriculture	99	45		45	45
Fisheries & Wildlife	45	4	6	10	22
Forest Products	91	28	6	34	37
Forestry	63	22	6	28	44
Park Management	4				
Terminal Courses	103	35		35	34
COLLEGE - ON CAMPUS	779	147	247	394	51
OFF CAMPUS					
Agriculture	1				
Agricultural Business	1				
COLLEGE - OFF CAMPUS	2				

NOTE: "Total students" include non-duplicate students only, listed under the curriculum of the student's choice.

"Non-Michigan students are those classified by the Office of Admissions and Scholarships and the office of the Registrar as out-of-state students. These totals therefore include non-resident students with out-of-state fee waivers.

MICHIGAN STATE UNIVERSITY
Office of the Registrar

GEOGRAPHICAL DISTRIBUTION OF STUDENTS
COLLEGE OF ARTS AND LETTERS

Summer 1965

	TOTAL	UNDERGRADUATE		GRADUATE		
	<u>Students</u>	<u>Lower Div.</u>	<u>Upper Div.</u>	<u>GrPro.</u>	<u>Mas.</u>	<u>Drs.</u>
EAST LANSING CAMPUS						
Michigan	9143	1630	3447	27	2945	1094
Other States	2110	308	590	7	814	391
U. S. Possessions	15	1	2		7	5
Foreign Countries	616	56	80		304	176
TOTAL CAMPUS	11884	1995	4119	34	4070	1666

	TOTAL	NON-MICHIGAN STUDENTS			% of Total Curriculum
	<u>Students</u>	<u>Undergrad.</u>	<u>Graduate</u>	<u>Total</u>	
ARTS & LETTERS					
CAMPUS					
Arts & Letters	101	25		25	25
Art	214	15	8	23	11
Literature	441	26	55	81	18
German & Russian	31	3	5	8	26
Romance Languages	147	9	14	23	16
History	350	34	45	79	26
Religion	4				
Music	217	13	29	42	19
Philosophy	31	4	8	12	39
Ling., Orien. & Afr. Lang.	15		9	9	60
COLLEGE - ON CAMPUS	1551	129	173	302	19
OFF CAMPUS					
Arts & Letters	7	1		1	14
Art	25				
Literature	20	3	1	4	20
German & Russian	8		1	1	13
Romance Languages	23	4	2	6	26
History	36		16	16	44
Music	6				

	TOTAL	NON-MICHIGAN STUDENTS			% of Total Curriculum
	<u>Students</u>	<u>Undergrad.</u>	<u>Graduate</u>	<u>Total</u>	
COLLEGE - OFF CAMPUS	125	8	20	28	22

NOTE: "Total students" include non-duplicate students only, listed under the curriculum of the student's choice.

"Non-Michigan students are those classified by the Office of Admissions & Scholarships and the Office of the Registrar as out-of-state students. These totals therefore include non-resident students with out-of-state fee waivers.

MICHIGAN STATE UNIVERSITY
Office of the Registrar

GEOGRAPHICAL DISTRIBUTION OF STUDENTS
COLLEGE OF BUSINESS

Summer 1965

	TOTAL Students	UNDERGRADUATE		GRADUATE		
		Lower Div.	Upper Div.	GrPro.	Mas.	Drs.
EAST LANSING CAMPUS						
Michigan	9143	1630	3447	27	2945	1094
Other States	2110	308	590	7	814	391
U. S. Possessions	15	1	2		7	5
Foreign Countries	616	56	80		304	176
TOTAL CAMPUS	11884	1995	4119	34	4070	1666

	TOTAL Students	NON-MICHIGAN STUDENTS			% of Total Curriculum
		Undergrad.	Graduate	Total	
<u>BUSINESS</u>					
<u>CAMPUS</u>					
Accounting & Financial Adm.	303	27	84	111	37
Business Law, Ins. & Off. Adm.	229	33		33	14
Marketing & Trans. Admin.	215	18	65	83	39
Management	125	7	25	32	18
Economics	80	6	17	23	29
Hotel, Rest. & Ins't. Manage.	120	42	16	58	48
COLLEGE - ON CAMPUS	1072	133	207	340	32
<u>OFF CAMPUS</u>					
Accounting & Fin. Adm.	13		7	7	54
Hotel, Rest. & Inst. Adm.	1				
Bus. Law, Ins. & Off. Adm.	9	1		1	11
Business Administration	22		18	18	82
Economics	3				
Marketing & Trans. Adm.	14	1	8	9	64
Management	2		1	1	50
COLLEGE - OFF CAMPUS	64	2	34	36	56

NOTE: "Total students" include non-duplicate students only, listed under the curriculum of the student's choice.

"Non-Michigan" students are those classified by the Office of Admissions and Scholarships and the Office of the Registrar as out-of-state students. These totals therefore include non-resident students with out-of-state fee waivers.

MICHIGAN STATE UNIVERSITY
Office of the Registrar

GEOGRAPHICAL DISTRIBUTION OF STUDENTS
COLLEGE OF COMMUNICATION ARTS

Summer 1965

	TOTAL Students	UNDERGRADUATE		GRADUATE		
		Lower Div.	Upper Div.	GrPro.	Mas.	Drs.
EAST LANSING CAMPUS						
Michigan	9143	1630	3447	27	2945	1094
Other States	2110	308	590	7	814	391
U. S. Possessions	15	1	2		7	5
Foreign Countries	616	56	80		304	176
TOTAL CAMPUS	11884	1995	4119	34	4070	1666

	TOTAL Students	NON-MICHIGAN STUDENTS			% of Total Curriculum
		Undergrad.	Graduate	Total	
COMMUNICATION ARTS CAMPUS					
Advertising	62	9		9	15
Journalism	57	9	5	14	25
Television and Radio Communication	75	16	9	25	33
Speech	52	4	23	27	52
	252	10	36	46	18
COLLEGE - ON CAMPUS	498	48	73	121	24
OFF CAMPUS					
Advertising	1				
Journalism	2				
Television & Radio	2				
Speech	7				
COLLEGE - OFF CAMPUS	12				

NOTE: "Total students" include non-duplicate students only, listed under the curriculum of the student's choice.

"Non-Michigan" students are those classified by the Office of Admissions and Scholarships and the Office of the Registrar as out-of-state students. These totals therefore include non-resident students with out-of-state fee waivers.

MICHIGAN STATE UNIVERSITY
Office of the Registrar

GEOGRAPHICAL DISTRIBUTION OF STUDENTS
COLLEGE OF EDUCATION

Summer 1965

	TOTAL Students	UNDERGRADUATE		GRADUATE		
		Lower Div.	Upper Div.	GrPro.	Mas.	Drs.
EAST LANSING CAMPUS						
Michigan	9143	1630	3447	27	2945	1094
Other States	2110	308	590	7	814	391
U. S. Possessions	15	1	2		7	5
Foreign Countries	616	56	80		304	176
TOTAL CAMPUS	11884	1995	4119	34	4070	1666

	TOTAL Students	NON-MICHIGAN STUDENTS			% of Total Curriculum
		Undergrad.	Graduate	Total	
EDUCATION CAMPUS					
Education - No Degree	840		72	72	9
Elementary and Spec. Ed.	1548	66	26	92	6
Secondary Ed. and Curr.	424		76	76	18
Health, Physical Ed. and Rec.	208	27	21	48	23
Adm. and Higher Education	294		34	34	12
Guidance and Personnel Serv.	355		56	56	16
COLLEGE - ON CAMPUS	3669	93	285	378	10
OFF CAMPUS					
Education-No Degree	200		2	2	1
Elem. & Special Educ.	198	4		4	2
Secondary Ed. & Curriculum	37		2	2	5
Health & Phys. Ed. & Rec.	8		1	1	13
Administration & Higher Educ.	35		2	2	6
Guidance & Personnel Serv.	27		1	1	4
COLLEGE - OFF CAMPUS	505	4	8	12	2

NOTE: "Total students" include non-duplicate students only, listed under the curriculum of the student's choice.

"Non-Michigan students are those classified by the Office of Admissions and Scholarships and the Office of the Registrar as out-of-state students. These totals therefore include non-resident students with out-of-state fee waivers.

MICHIGAN STATE UNIVERSITY
Office of the Registrar

GEOGRAPHICAL DISTRIBUTION OF STUDENTS
COLLEGE OF ENGINEERING

Summer 1965

	TOTAL Students	UNDERGRADUATE		GRADUATE		
		Lower Div.	Upper Div.	GrPro.	Mas.	Drs.
EAST LANSING CAMPUS						
Michigan	9143	1630	3447	27	2945	1094
Other States	2110	308	590	7	814	391
U. S. Possessions	15	1	2		7	5
Foreign Countries	616	56	80		304	176
TOTAL CAMPUS	11884	1995	4119	34	4070	1666

	TOTAL Students	NON-MICHIGAN STUDENTS			% of Total Curriculum
		Undergrad.	Graduate	Total	
<u>ENGINEERING</u>					
<u>CAMPUS</u>					
Engineering - No Major	12	4		4	33
Agricultural Engineering	6	2		2	33
Applied Mechanics	13		5	5	38
Chemical Engineering	24	5	5	10	42
Civil Engineering	44	3	15	18	41
Electrical Engineering	130	13	17	30	23
Mechanical Engineering	65	13	8	21	32
Metallurgical Engineering	12	2	7	9	75
Sanitary Engineering	3		3	3	100
Engr. for Inter'l Service	1	1		1	100
COLLEGE - ON CAMPUS	310	43	60	103	33
<u>OFF CAMPUS</u>					
Mechanical Engineering	5		4	4	80
COLLEGE - OFF CAMPUS	5		4	4	80

NOTE: "Total students" include non-duplicate students only, listed under the curriculum of the student's choice.

"Non-Michigan" students are those classified by the Office of Admissions and Scholarships and the Office of the Registrar as out-of-state students. These totals therefore include non-resident students with out-of-state fee waivers.

MICHIGAN STATE UNIVERSITY
Office of the Registrar

GEOGRAPHICAL DISTRIBUTION OF STUDENTS
COLLEGE OF HOME ECONOMICS

Summer 1965

	TOTAL	UNDERGRADUATE		GRADUATE		
	<u>Students</u>	<u>Lower Div.</u>	<u>Upper Div.</u>	<u>GrPro.</u>	<u>Mas.</u>	<u>Drs.</u>
EAST LANSING CAMPUS						
Michigan	9143	1630	3447	27	2945	1094
Other States	2110	308	590	7	814	391
U. S. Possessions	15	1	2		7	5
Foreign Countries	616	56	80		304	176
TOTAL CAMPUS	11884	1995	4119	34	4070	1666

	TOTAL	NON-MICHIGAN STUDENTS			% of Total Curriculum
	<u>Students</u>	<u>Undergrad.</u>	<u>Graduate</u>	<u>Total</u>	
HOME ECONOMICS CAMPUS					
COLLEGE - ON CAMPUS	352	28	46	74	21
OFF CAMPUS					
COLLEGE - OFF CAMPUS	8				

NOTE: "Total students" include non-duplicate students only, listed under the curriculum of the student's choice.

"Non-Michigan students are those classified by the Office of Admissions and Scholarships and the Office of the Registrar as out-of-state students. These totals therefore include non-resident students with out-of-state fee waivers.

MICHIGAN STATE UNIVERSITY
Office of the Registrar

GEOGRAPHICAL DISTRIBUTION OF STUDENTS
COLLEGE OF NATURAL SCIENCE

Summer 1965

	TOTAL <u>Students</u>	UNDERGRADUATE		GRADUATE		
		Lower Div.	Upper Div.	GrPro.	Mas.	Drs.
EAST LANSING CAMPUS						
Michigan	9143	1630	3447	27	2945	1094
Other States	2110	308	590	7	814	391
U. S. Possessions	15	1	2		7	5
Foreign Countries	616	56	80		304	176
TOTAL CAMPUS	11884	1995	4119	34	4070	1666

	TOTAL <u>Students</u>	NON-MICHIGAN STUDENTS			% of Total Curriculum
		Undergrad.	Graduate	Total	
NATURAL SCIENCE					
CAMPUS					
Natural Science - No Major	14	6		6	43
Biochemistry	15	4		4	27
Biophysics	10		6	6	60
General Science	71		50	50	70
Biological Science	462	29	141	170	37
Physical Science	342	20	98	118	35
Math. & Statistics	292	33	54	87	30
Nursing	138	10		10	7
Pre-Professional	50	5		5	10
COLLEGE - ON CAMPUS	1394	107	349	456	33
OFF CAMPUS					
Biochemistry	1				
General Science	1				
Biological Science	3		1	1	33
Physical Science	4				
Mathematics & Statistics	8	1	1	2	25
Pre-Professional	2				
COLLEGE - OFF CAMPUS	19	1	2	3	16

NOTE: "Total students" include non-duplicate students only, listed under the curriculum of the student's choice.

"Non-Michigan" students are those classified by the Office of Admissions and Scholarships and the Office of the Registrar as out-of-state students. These totals therefore include non-resident students with out-of-state fee waivers.

MICHIGAN STATE UNIVERSITY
Office of the Registrar

GEOGRAPHICAL DISTRIBUTION OF STUDENTS
COLLEGE OF SOCIAL SCIENCE

Summer 1965

	TOTAL	UNDERGRADUATE		GRADUATE		
	<u>Students</u>	<u>Lower Div.</u>	<u>Upper Div.</u>	<u>GrPro.</u>	<u>Mas.</u>	<u>Drs.</u>
EAST LANSING CAMPUS						
Michigan	9143	1630	3447	27	2945	1094
Other States	2110	308	590	7	814	391
U. S. Possessions	15	1	2		7	5
Foreign Countries	616	56	80		304	176
TOTAL CAMPUS	11884	1995	4119	34	4070	1666

	TOTAL	NON-MICHIGAN STUDENTS			% of Total Curriculum
	<u>Students</u>	<u>Undergrad.</u>	<u>Graduate</u>	<u>Total</u>	
<u>SOCIAL SCIENCE CAMPUS</u>					
Social Science	431	56	11	67	15
Anthropology	42	2	13	15	36
Geography	100	1	47	48	48
Political Science	133	23	9	32	24
Psychology	253	41	33	74	29
Sociology	100	5	20	25	25
Police Adm. & Pub. Safety	136	35	20	55	40
Social Work	136	14	3	17	13
Urban Plan. & Land. Arch.	65	9	12	21	32
COLLEGE - ON CAMPUS	1396	186	168	354	25
OFF CAMPUS					
Social Science	14		1	1	7
Anthropology	1				
Geography	2		1	1	50
Political Science	4	1		1	25
Psychology	4				
Sociology	5		1	1	20
Police Adm. & Pub. Safety	2				
Social Work	3				
Urban Plan. & Land. Arch.	1	1		1	100
COLLEGE - OFF CAMPUS	36	2	3	5	14

NOTE: "Total students" include non-duplicate students only, listed under the curriculum of the student's choice.

"Non-Michigan" students are those classified by the Office of Admissions and Scholarships and the Office of the Registrar as out-of-state students. These totals therefore include non-resident students with out-of-state fee waivers.

MICHIGAN STATE UNIVERSITY
Office of the Registrar

GEOGRAPHICAL DISTRIBUTION OF STUDENTS
COLLEGE OF VETERINARY MEDICINE

Summer 1965

	TOTAL <u>Students</u>	UNDERGRADUATE		GRADUATE		
		Lower Div.	Upper Div.	GrPro.	Mas.	Drs.
EAST LANSING CAMPUS						
Michigan	9143	1630	3447	27	2945	1094
Other States	2110	308	590	7	814	391
U. S. Possessions	15	1	2		7	5
Foreign Countries	616	56	80		304	176
TOTAL CAMPUS	11884	1995	4119	34	4070	1666

	TOTAL <u>Students</u>	NON-MICHIGAN STUDENTS			% of Total Curriculum
		Undergrad.	Graduate	Total	
VETERINARY MEDICINE CAMPUS					
Veterinary Medicine	74		28	28	38
Medical Technology	54	6		6	11
Pre-Veterinary Medicine	31	5		5	16
COLLEGE - ON CAMPUS	159	11	28	39	25

NOTE: "Total students" include non-duplicate students only, listed under the curriculum of the student's choice.

"Non-Michigan" students are those classified by the Office of Admissions and Scholarships and the Office of the Registrar as out-of-state students. These totals therefore include non-resident students with out-of-state fee waivers.

MICHIGAN STATE UNIVERSITY
Office of the Registrar

GEOGRAPHICAL DISTRIBUTION OF STUDENTS
UNIVERSITY COLLEGE

Summer 1965

	TOTAL	UNDERGRADUATE		GRADUATE		
	<u>Students</u>	Lower Div.	Upper Div.	<u>GrPro.</u>	<u>Mas.</u>	<u>Drs.</u>
EAST LANSING CAMPUS						
Michigan	9143	1630	3447	27	2945	1094
Other States	2110	308	590	7	814	391
U. S. Possessions	15	1	2		7	5
Foreign Countries	616	56	80		304	176
TOTAL CAMPUS	11884	1995	4119	34	4070	1666

	TOTAL	NON-MICHIGAN STUDENTS			% of Total Curriculum
	<u>Students</u>	<u>Undergrad.</u>	<u>Graduate</u>	<u>Total</u>	
UNIVERSITY COLLEGE CAMPUS					
COLLEGE - ON CAMPUS	1547	260		260	17
OFF CAMPUS					
COLLEGE - OFF CAMPUS	71	9		9	13

NOTE: "Total students" include non-duplicate students only, listed under the curriculum of the student's choice.

"Non-Michigan students are those classified by the Office of Admissions and Scholarships and the Office of the Registrar as out-of-state students. These totals therefore include non-resident students with out-of-state fee waivers.

MICHIGAN STATE UNIVERSITY
Office of the Registrar

STUDENT CREDIT HOURS
COLLEGE OF AGRICULTURE

Summer 1965

<u>Teaching Department</u>	<u>10-Weeks</u>	<u>First 5-Weeks</u>	<u>Second 5-Weeks</u>	<u>Special Sessions</u>	<u>Gull Lake</u>
CAMPUS					
Agricultural Economics	173	160	54		
Agricultural Engineering	145	138			
Agriculture					
Animal Husbandry	65	6			
Crop Science	41				
Dairy	56				
Extension Personnel Dev.	26				
Fisheries & Wildlife	100	172	29		30
Food Science	261				
Forest Products	27				
Forestry	616	27			
Horticulture	643	116	19	60	
Packaging	67	22		174	
Poultry Science	23	8	7		
Resource Development	82	121	54	232	
Soil Science	77	57	3		
Short Course	90				
COURSE LEVEL					
001 - 099	723				
100 - 299					
300 - 499	680	684	81	448	30
800 - 999	1089	143	85	18	
COLLEGE TOTAL	2492	827	166	466	30
AGR. SHORT COURSE PROGRAM (included above)					
Agricultural Engineering	70				
Horticulture	563				
Short Course	90				
Total	723				

MICHIGAN STATE UNIVERSITY
Office of the Registrar

STUDENT CREDIT HOURS
COLLEGE OF ARTS AND LETTERS

Summer 1965

<u>Teaching Department</u>	<u>10-Weeks</u>	<u>First 5-Weeks</u>	<u>Second 5-Weeks</u>	<u>Special Sessions</u>	<u>Gull Lake</u>
CAMPUS					
Art	681	1217			
Comparative Literature	3				
English	1371	2846	2893	324	
History	1417	2096			
German and Russian	1033	107	95		
Ling., Orient. & Afr. Lang.	498			210	
Romance Languages	1414	429	249		
Music	563	1615		45	
Philosophy	396	418	302		
Religion		265	291		
COURSE LEVEL					
001 - 099	837	115			
100 - 299	4884	2753	1326		
300 - 499	1346	3952	2008	441	
800 - 999	309	2173	496	138	
COLLEGE - ON CAMPUS	7376	8993	3830	579	

MICHIGAN STATE UNIVERSITY
Office of the Registrar

STUDENT CREDIT HOURS
COLLEGE OF BUSINESS

Summer 1965

<u>Teaching Department</u>	<u>10-Weeks</u>	<u>First 5-Weeks</u>	<u>Second 5-Weeks</u>	<u>Special Sessions</u>	<u>Gull Lake</u>
CAMPUS					
Acc't. & Financial Adm.	490	1120	1034		
Bus. Law, Ins. & Off. Adm.	320	639	593		
Economics	99	1597	1100		
Mktg. & Trans. Adm.	750	1040	677		
Management	465	863	691		
Hotel, Rest. & Ins't. Mgt.	398				
COURSE LEVELS					
001 - 099					
100 - 299	386	856	710		
300 - 400	1766	2582	1898		
800 - 999	370	1821	1487		
COLLEGE - ON CAMPUS	2522	5259	4095		

MICHIGAN STATE UNIVERSITY
Office of the Registrar

STUDENT CREDIT HOURS
COLLEGE OF COMMUNICATION ARTS

Summer 1965

<u>Teaching Department</u>	<u>10-Weeks</u>	<u>First 5-Weeks</u>	<u>Second 5-Weeks</u>	<u>Special Sessions</u>	<u>Gull Lake</u>
CAMPUS					
Advertising	109	321	8		
Journalism	16	293	14		
Television and Radio Communication	18	141	75		
Speech	175	357	18	40	
	393	1417	576		
COURSE LEVELS					
001 - 099					
100 - 299	234	564	225		
300 - 499	191	1354	138	40	
800 - 999	286	611	328		
COLLEGE - ON CAMPUS	711	2529	691	40	

MICHIGAN STATE UNIVERSITY
Office of the Registrar

STUDENT CREDIT HOURS
COLLEGE OF EDUCATION

Summer 1965

<u>Teaching Department</u>	<u>10-Weeks</u>	<u>First 5-Weeks</u>	<u>Second 5-Weeks</u>	<u>Special Sessions</u>	<u>Gull Lake</u>
CAMPUS					
DIVISIONS					
Education*	6381	11419	2118	2669	
Health, Phys. Educ. & Rec.	107	1712		202	
COURSE LEVELS					
100 - 299	1200	359			
300 - 499	3095	3505	480	159	
800 - 999	2193	9267	1638	2712	
COLLEGE - ON CAMPUS	6488	13131	2118	2871	

*Education includes the following departments:

Department of Administration & Higher Education
Department of Elementary & Special Education
Department of Guidance & Personnel Service; and
Department of Secondary Education & Curriculum

MICHIGAN STATE UNIVERSITY
Office of the Registrar

STUDENT CREDIT HOURS
COLLEGE OF ENGINEERING

Summer 1965

<u>Teaching Departments</u>	<u>10-Weeks</u>	<u>First 5-Weeks</u>	<u>Second 5-Weeks</u>	<u>Special Sessions</u>	<u>Gull Lake</u>
CAMPUS					
Chemical Engineering	17				
Civil & Sanitary Engineering	53				
Electrical Engineering	296				
Engineering for Instr. Serv.	335				
Mechanical Engineering	114				
Metallurgy, Mechanics, and Materials Science	251		21		
COURSE LEVELS					
001 - 099					
100 - 299	188				
300 - 499	379		21		
800 - 999	499				
COLLEGE - ON CAMPUS	1066		21		

MICHIGAN STATE UNIVERSITY
Office of the Registrar

STUDENT CREDIT HOURS
COLLEGE OF HOME ECONOMICS

Summer 1965

<u>Teaching Department</u>	<u>10-Weeks</u>	<u>First 5-Weeks</u>	<u>Second 5-Weeks</u>	<u>Special Sessions</u>	<u>Gull Lake</u>
CAMPUS					
Foods and Nutrition	14	52			
Home Economics					
Home Mgt. & Child Dev.	106	201	193	96	
Institutional Administration	2	7			
Textiles, Cloth. & Rel. Arts	11	364	25		
COURSE LEVELS					
001 - 099					
100 - 299	90	54			
300 - 499		441	165	96	
800 - 999	43	129	53		
COLLEGE - ON CAMPUS	133	624	218	96	

MICHIGAN STATE UNIVERSITY
Office of the Registrar

STUDENT CREDIT HOURS
COLLEGE OF NATURAL SCIENCE

Summer 1965

<u>Teaching Department</u>	<u>10-Weeks</u>	<u>First 5-Weeks</u>	<u>Second 5-Weeks</u>	<u>Special Sessions</u>	<u>Gull Lake</u>
CAMPUS					
Biochemistry	508				
Biological Sciences	6	612			
Biophysics	43				
Botany & Plant Pathology	302	314	174		167
Chemistry	1006	539	230	422	
Entomology	75	54	63		84
Geology	44	298	17		
Physical Science	296	144			
Mathematics	3368	657	7		
Nursing	468				
Physics & Astronomy	523	172	33	191	
Statistics	837	288	117		
Zoology	576	121	148		196
COURSE LEVELS					
001 - 099					
100 - 299	2783	1929	177	191	
300 - 499	3341	1136	587	330	362
800 - 999	1928	134	25	92	85
COLLEGE - ON CAMPUS	8052	3199	789	613	447

MICHIGAN STATE UNIVERSITY
Office of the Registrar

STUDENT CREDIT HOURS
COLLEGE OF SOCIAL SCIENCE

Summer 1965

<u>Teaching Department</u>	<u>10-Weeks</u>	<u>First 5-Weeks</u>	<u>Second 5-Weeks</u>	<u>Special Sessions</u>	<u>Gull Lake</u>
CAMPUS					
Anthropology	414	342	138		
Geography	536	873	492	328	113
Police Adm. & Pub. Safety	381	273		81	
Political Science	789	1137	1294		
Psychology	3023	2218			
Social Work	205	425			
Sociology	1158	1937	1878		
Urban Plan. & Land. Arch.	202	68	2		
COURSE LEVELS					
001 - 099					
100 - 299	3142	1904	1349		
300 - 499	2424	4572	2259	245	58
800 - 999	1142	797	196	164	55
COLLEGE - ON CAMPUS	6708	7273	3804	409	113

MICHIGAN STATE UNIVERSITY
Office of the Registrar

STUDENT CREDIT HOURS
COLLEGE OF VETERINARY MEDICINE

Summer 1965

<u>Teaching Department</u>	<u>10-Weeks</u>	<u>First 5-Weeks</u>	<u>Second 5-Weeks</u>	<u>Special Sessions</u>	<u>Gull Lake</u>
CAMPUS					
Anatomy	40				
Medical Technology	49				
Micro. & Public Health	141	109	2		36
Pathology	121				
Pharmacology					
Physiology	114	402	274		
Vet. Surgery and Medicine	454				
COURSE LEVELS					
001 - 099					
100 - 299		244	184		
300 - 499	77	222	92		33
500 - 699	435				
800 - 999	407	45			3
COLLEGE - ON CAMPUS	919	511	276		36

MICHIGAN STATE UNIVERSITY
Office of the Registrar

STUDENT CREDIT HOURS
UNIVERSITY COLLEGE

Summer 1965

<u>10-Weeks</u>	<u>First 5-Weeks</u>	<u>Second 5-Weeks</u>	<u>Special Sessions</u>	<u>Gull Lake</u>
-----------------	--------------------------	---------------------------	-----------------------------	----------------------

Teaching Departments

CAMPUS

American Tho. and Lang.	783			
Humanities	2116			
Improvement Services	30			
Natural Science	1440			
Social Science	1632			

COURSE LEVELS

001 - 099	99			
100 - 299	5902			
300 - 499				

COLLEGE - ON CAMPUS	6001			
---------------------	------	--	--	--

SHORT COURSE PROGRAM
(Included above)

American Tho. and Lang.	69			
-------------------------	----	--	--	--

MICHIGAN STATE UNIVERSITY
Office of the Registrar

STUDENT CREDIT HOURS
ALL UNIVERSITY COURSES

Summer 1965

<u>Teaching Department</u>	<u>10-Weeks</u>	<u>First 5-Weeks</u>	<u>Second 5-Week</u>	<u>Special Sessions</u>	<u>Gull Lake</u>
CAMPUS					
Interdisciplinary Courses (1)					75
COURSE LEVELS					
300 - 499					75
COLLEGE - ON CAMPUS					75

(1) Biotic and environmental relationships.

MICHIGAN STATE UNIVERSITY
Office of the Registrar

STUDENT CREDIT HOURS
CENTERS AND CREDIT EXTENSION

Summer 1965

LEVEL OF STUDENTS ATTENDING COURSE

<u>Teaching College</u>	<u>Credit Hours</u>	<u>UNDERGRADUATES</u>			<u>GRADUATES</u>				<u>TOTAL Stud. Enr'l.</u>
		<u>Lower Div.</u>	<u>Upper Div.</u>	<u>Total</u>	<u>Grad. Prof.</u>	<u>Mast.</u>	<u>Doc.</u>	<u>Total</u>	
OFF CAMPUS									
Arts & Letters	1698	883	267	1150		470	78	548	503
Business	442	64	33	97		315	30	345	108
Communication Arts	29	14	6	20		9		9	8
Education	10875	1360	435	1795		8304	776	9080	2752
Natural Science	66	26		26		31	9	40	57
Social Science	811	260	117	377		392	42	434	251
COURSE LEVELS									
100 - 299	12	12		12					4
300 - 499	3844	1793	627	2420		1262	162	1424	1095
800 - 999	10065	802	231	1033		8259	773	9032	2580
OFF CAMPUS TOTAL	13921	2607	858	3465		9521	935	10456	3679

NOTE: Total students are based on course or class enrollments and do not represent non-duplicate enrollments.

MICHIGAN STATE UNIVERSITY
Office of the Registrar

STUDENT CREDIT HOURS
EAST LANSING CAMPUS

Ten Week Term
Summer 1965

LEVEL OF STUDENTS ATTENDING COURSE

<u>Teaching College</u>	<u>Credit Hours</u>	<u>UNDERGRADUATES</u>			<u>GRADUATES</u>				<u>TOTAL Stud. Enr'l.</u>
		<u>Lower Div.</u>	<u>Upper Div.</u>	<u>Total</u>	<u>Grad. Prof.</u>	<u>Mast.</u>	<u>Doc.</u>	<u>Total</u>	
EAST LANSING CAMPUS									
University College	6001	4381	1613	5994		7		7	1568
Agriculture	2492	732	671	1403	4	553	532	1089	637
Arts & Letters	7376	1993	3341	5334		1548	494	2042	2126
Business	2522	376	1723	2099		137	286	423	636
Communication Arts	711	133	263	396		133	182	315	218
Education	6488	1158	2916	4074		1142	1272	2414	1315
Engineering	1066	62	479	541		245	280	525	337
Home Economics	133	45	45	90		35	8	43	47
Natural Science	8052	1653	3231	4884	5	1952	1211	3168	1980
Social Science	6708	2055	3380	5435		916	357	1273	1802
Veterinary Medicine	919		58	58	444	277	140	861	200
COURSE LEVELS									
001 - 099	1659	817	5	822		837		837	467
100 - 299	18809	10071	7947	18018		583	208	791	4869
300 - 499	13299	1642	9542	11184	5	1552	558	2115	3357
500 - 699	435				435			435	87
800 - 999	8266	58	226	284	13	3973	3996	7982	2086
CAMPUS TOTAL	42468	12588	17720	30308	453	6945	4762	12160	10866
SHORT COURSE PROGRAM (Included above)									
University College	69	69		69					23
Agriculture	723	718	5	723					155
Total	792	787	5	792					178

NOTE: Total students are based on course or class enrollments and do not represent non-duplicate students.

MICHIGAN STATE UNIVERSITY
Office of the Registrar

STUDENT CREDIT HOURS
EAST LANSING CAMPUS

First Half-Term
Summer 1965

LEVEL OF STUDENTS ATTENDING COURSE

<u>Teaching College</u>	<u>Credit Hours</u>	<u>UNDERGRADUATES</u>			<u>GRADUATES</u>				<u>TOTAL Stud. Enr'l.</u>	
		<u>Lower Div.</u>	<u>Upper Div.</u>	<u>Total</u>	<u>Grad. Prof.</u>	<u>Mast.</u>	<u>Doc.</u>	<u>Total</u>		
EAST LANSING CAMPUS										
University College										
Agriculture	827	56	393	449		266	112	378	263	
Arts & Letters	8993	1336	4387	5723		2720	550	3270	3066	
Business	5259	554	2669	3223		1858	178	2036	1364	
Communication Arts	2529	307	1271	1578		676	275	951	816	
Education	13131	464	2385	2849		8698	1584	10282	4366	
Home Economics	624	24	287	311		292	21	313	208	
Natural Science	3199	589	1674	2263	4	736	196	936	866	
Social Science	7273	1257	3513	4770		1832	671	2503	2195	
Veterinary Medicine	511	36	203	239		249	23	272	132	
COURSE LEVELS										
001 - 099	115	15	17	32		76	7	83	99	
100 - 299	8663	3111	5171	8282		328	53	381	2793	
300 - 499	18448	1484	11005	12489	4	5027	928	5959	5594	
800 - 999	15120	13	589	602		11896	2622	14518	4790	
CAMPUS TOTAL	42346	4623	16782	21405	4	17327	3610	20941	13276	

NOTE: Total students are based on course or class enrollments and do not represent non-duplicate students.

MICHIGAN STATE UNIVERSITY
Office of the Registrar

STUDENT CREDIT HOURS
EAST LANSING CAMPUS

Second Half-Term
Summer 1965

LEVEL OF STUDENTS ATTENDING COURSE

<u>Teaching College</u>	<u>Credit Hours</u>	<u>UNDERGRADUATES</u>			<u>GRADUATES</u>			<u>TOTAL Stud. Enr'l.</u>
		<u>Lower Div.</u>	<u>Upper Div.</u>	<u>Total</u>	<u>Prof.</u>	<u>Mast.</u>	<u>Doc. Total</u>	
EAST LANSING CAMPUS								
University College								
Agriculture	166	6	69	75	40	51	91	61
Arts & Letters	3830	824	2237	3061	580	189	769	1258
Business	4095	513	1976	2489	1368	238	1606	1099
Communication Arts	691	87	256	343	229	119	348	214
Education	2118	51	387	438	1335	345	1680	703
Engineering	21		9	9	3	9	12	7
Home Economics	218	6	120	126	71	21	92	75
Natural Science	789	99	185	284	398	107	505	240
Social Science	3804	759	2227	2986	597	221	818	1179
Veterinary Medicine	276	36	139	175	88	13	101	77
COURSE LEVELS								
100 - 299	3971	1546	2321	3867	84	20	104	1186
300 - 499	7729	829	5075	5904	1491	334	1825	2425
800 - 999	4308	6	209	215	3134	959	4093	1302
CAMPUS TOTAL	16008	2381	7605	9986	4709	1313	6022	4913

NOTE: Total students are based on course or class enrollments and do not represent non-duplicate students.

MICHIGAN STATE UNIVERSITY
Office of the Registrar

STUDENT CREDIT HOURS
East Lansing Campus
SPECIAL SESSIONS
Summer 1965

LEVEL OF STUDENTS ATTENDING COURSE

<u>Teaching College</u>	<u>Credit Hours</u>	<u>UNDERGRADUATES</u>			<u>GRADUATES</u>				<u>TOTAL Stud. Enr'l.</u>
		<u>Lower Div.</u>	<u>Upper Div.</u>	<u>Total</u>	<u>Grad. Prof.</u>	<u>Mast.</u>	<u>Doc.</u>	<u>Total</u>	
EAST LANSING CAMPUS									
University College									
Agriculture	466	12	326	338		120	8	128	139
Arts & Letters	579	6	18	24		405	150	555	121
Communication Arts	40	11	9	20		9	11	20	40
Education	2871	29	178	207		2268	401	2664	877
Home Economics	96		12	12		84		84	32
Natural Science	613	42	153	195		382	36	418	206
Social Science	409		12	12		391	6	397	109
COURSE LEVELS									
100 - 299	191	42	145	187		4		4	49
300 - 499	1759	35	394	429		1143	187	1330	508
800 - 999	3124	23	169	192		2507	425	2932	967
CAMPUS TOTAL	5074	100	708	808		3654	612	4266	1524

NOTE: Total students are based on course or class enrollments and do not represent non-duplicate students.

MICHIGAN STATE UNIVERSITY
Office of the Registrar

STUDENT CREDIT HOURS
EAST LANSING CAMPUS

GULL LAKE SESSION
Summer 1965

LEVEL OF STUDENTS ATTENDING COURSE

<u>Teaching College</u>	<u>Credit Hours</u>	<u>UNDERGRADUATES</u>			<u>GRADUATES</u>				<u>TOTAL Stud. Enr'l.</u>	
		<u>Lower Div.</u>	<u>Upper Div.</u>	<u>Total</u>	<u>Prof.</u>	<u>Mast.</u>	<u>Doc.</u>	<u>Total</u>		
EAST LANSING CAMPUS										
Agriculture	30		9	9		18	3	21	10	
Natural Science	447	15	96	111	8	290	38	336	116	
Social Science	113		5	5		45	63	108	37	
Veterinary Medicine	36	9	6	15		18	3	21	12	
All University Courses	75	5	5	10		65		65	15	
COURSE LEVELS										
300 - 499	558	29	119	148	8	353	49	410	146	
800 - 899	143		2	2		83	58	141	44	
CAMPUS TOTAL	701	29	121	150	8	436	107	551	190	

NOTE: Total students are based on course or class enrollments and do not represent non-duplicate students.

MICHIGAN STATE UNIVERSITY
Office of the Registrar

STUDENT CREDIT HOURS
EAST LANSING CAMPUS

Summer 1965

<u>Teaching College</u>	<u>10 Weeks</u>	<u>First 5 Weeks</u>	<u>Second 5 Weeks</u>	<u>Special Sessions</u>	<u>Gull Lake</u>
EAST LANSING CAMPUS					
University College	6001				
Agriculture	2492	827	166	466	30
Arts & Letters	7376	8993	3830	579	
Business	2522	5259	4095		
Communication Arts	711	2529	691	40	
Education	6488	13131	2118	2871	
Engineering	1066		21		
Home Economics	133	624	218	96	
Natural Science	8052	3199	789	613	447
Social Science	6708	7273	3804	409	113
Veterinary Medicine	919	511	276		36
All University Courses					75
COURSE LEVELS					
001 - 099	1659	115			
100 - 299	18809	8663	3971	191	
300 - 499	13299	18448	7729	1759	558
500 - 699	435				
800 - 999	8266	15120	4308	3124	143
CAMPUS TOTAL	42468	42346	16008	5074	701

NOTE: Totals are listed under the college responsible for instruction of the course, not by the college of the student's major.

MICHIGAN STATE UNIVERSITY
Office of the Registrar

STUDENT CREDIT HOURS
EAST LANSING CAMPUS

All Sessions
Summer 1965

LEVEL OF STUDENTS ATTENDING COURSE

Teaching College	Credit Hours	UNDERGRADUATES			GRADUATES				TOTAL Stud. Enr'l.
		Lower Div.	Upper Div.	Total	Grad. Prof.	Mast.	Doc.	Total	
EAST LANSING CAMPUS									
University College	6001	4381	1613	5994		7		7	1568
Agriculture	3981	806	1468	2274	4	997	706	1707	1110
Arts & Letters	20778	4159	9983	14142		5253	1383	6636	6571
Business	11876	1443	6368	7811		3363	702	4065	3099
Communication Arts	3971	538	1799	2337		1047	587	1634	1288
Education	24608	1702	5866	7568		13438	3602	17040	7261
Engineering	1087	62	488	550		248	289	537	344
Home Economics	1071	75	464	539		482	50	532	362
Natural Science	13100	2398	5339	7737	17	3758	1588	5363	3408
Social Science	18307	4071	9137	13208		3781	1318	5099	5322
Veterinary Medicine	1742	81	406	487	444	632	179	1255	421
All University Courses	75	5	5	10		65		65	15
COURSE LEVEL									
001-099	1774	832	22	854		913	7	920	566
100-299	31634	14770	15584	30354		999	281	1280	8897
300-499	41793	4019	26135	30154	17	9566	2056	11639	12030
500-699	435				435			435	87
800-999	30961	100	1195	1295	13	21593	8060	29666	9189
CAMPUS TOTAL	106597	19721	42936	62657	465	33071	10404	43940	30769

NOTE: Total students are based on course or class enrollments and do not represent non-duplicate students.