

MICHIGAN STATE UNIVERSITY
Office of the Registrar

TERM GRADE-POINT AVERAGES
COMPARATIVE SUMMARY

Spring Terms

| | 1980 | | 1981 | | 1982 | | 1983 | | 1984 | | | | | |
|----------------------------|-------|------|-------|------|-------|------|-------|------|-------|------|------|------|------|------|
| | Women | Men | Women | Men | Women | Men | Women | Men | Women | Men | | | | |
| <u>EAST LANSING CAMPUS</u> | | | | | | | | | | | | | | |
| Total Campus | 2.90 | 2.78 | 2.84 | 2.81 | 2.85 | 2.88 | 2.80 | 2.84 | 2.87 | 2.79 | 2.83 | 2.84 | 2.78 | 2.81 |
| Undergraduate | 2.84 | 2.70 | 2.77 | 2.73 | 2.79 | 2.82 | 2.72 | 2.77 | 2.81 | 2.72 | 2.76 | 2.78 | 2.70 | 2.74 |
| Graduate | 3.63 | 3.53 | 3.57 | 3.64 | 3.59 | 3.64 | 3.55 | 3.59 | 3.60 | 3.51 | 3.55 | 3.62 | 3.52 | 3.56 |
| Grad. Professional | 3.24 | 3.21 | 3.22 | 3.11 | 3.11 | 3.18 | 3.13 | 3.16 | 3.17 | 3.17 | 3.17 | 3.07 | 3.03 | 3.05 |
| Residence Halls | 2.78 | 2.71 | 2.74 | 2.79 | 2.77 | 2.77 | 2.74 | 2.75 | 2.76 | 2.72 | 2.74 | 2.73 | 2.71 | 2.72 |
| Non-Residence Halls | 3.02 | 2.85 | 2.93 | 3.00 | 2.92 | 2.98 | 2.84 | 2.91 | 2.97 | 2.86 | 2.91 | 2.95 | 2.84 | 2.90 |
| <u>OFF CAMPUS</u> | | | | | | | | | | | | | | |
| Undergraduate | 3.08 | 2.95 | 3.05 | 3.37 | 3.34 | 3.51 | 3.57 | 3.52 | 3.39 | 3.45 | 3.41 | 3.10 | 3.21 | 3.14 |
| Graduate | 3.78 | 3.63 | 3.71 | 3.77 | 3.72 | 3.76 | 3.66 | 3.73 | 3.75 | 3.66 | 3.72 | 3.73 | 3.63 | 3.70 |

MICHIGAN STATE UNIVERSITY
Office of the Registrar

COMPARATIVE SUMMARY OF
TERM GRADE-POINT AVERAGES BY CLASS
East Lansing Campus

Spring Terms

| | 1980 | | 1981 | | 1982 | | 1983 | | 1984 | |
|-----------------------|-------|------|-------|------|-------|------|-------|------|-------|------|
| | Women | Men | Women | Men | Women | Men | Women | Men | Women | Men |
| <u>UNDERGRADUATE</u> | | | | | | | | | | |
| Freshman | 2.64 | 2.57 | 2.65 | 2.61 | 2.62 | 2.61 | 2.61 | 2.53 | 2.57 | 2.57 |
| Sophomore | 2.77 | 2.64 | 2.79 | 2.72 | 2.77 | 2.68 | 2.73 | 2.68 | 2.69 | 2.64 |
| Junior | 2.88 | 2.72 | 2.87 | 2.71 | 2.85 | 2.71 | 2.78 | 2.72 | 2.79 | 2.70 |
| Senior | 3.05 | 2.82 | 3.01 | 2.83 | 2.99 | 2.82 | 2.90 | 2.85 | 2.98 | 2.84 |
| Special | 3.24 | 2.84 | 3.15 | 2.88 | 3.13 | 2.64 | 2.89 | 2.69 | 2.98 | 2.77 |
| TOTAL | 2.84 | 2.70 | 2.84 | 2.73 | 2.82 | 2.72 | 2.77 | 2.81 | 2.78 | 2.70 |
| <u>UNDERGRADUATE</u> | | | | | | | | | | |
| TOTAL | 2.84 | 2.70 | 2.84 | 2.73 | 2.82 | 2.72 | 2.77 | 2.81 | 2.78 | 2.70 |
| <u>GRADUATE</u> | | | | | | | | | | |
| Master | 3.61 | 3.51 | 3.63 | 3.52 | 3.63 | 3.52 | 3.57 | 3.58 | 3.61 | 3.49 |
| Doctor | 3.70 | 3.61 | 3.70 | 3.63 | 3.70 | 3.62 | 3.64 | 3.71 | 3.68 | 3.59 |
| TOTAL | 3.63 | 3.53 | 3.64 | 3.55 | 3.64 | 3.55 | 3.59 | 3.60 | 3.62 | 3.52 |
| <u>GRADUATE</u> | | | | | | | | | | |
| TOTAL | 3.63 | 3.53 | 3.64 | 3.55 | 3.64 | 3.55 | 3.59 | 3.60 | 3.62 | 3.52 |
| <u>TOTAL GRADUATE</u> | | | | | | | | | | |
| <u>PROFESSIONAL</u> | | | | | | | | | | |
| TOTAL | 3.24 | 3.21 | 3.11 | 3.11 | 3.18 | 3.13 | 3.16 | 3.17 | 3.07 | 3.03 |
| <u>TOTAL CAMPUS</u> | | | | | | | | | | |
| TOTAL | 2.90 | 2.78 | 2.84 | 2.81 | 2.88 | 2.80 | 2.84 | 2.87 | 2.84 | 2.78 |
| TOTAL | 2.90 | 2.78 | 2.84 | 2.81 | 2.88 | 2.80 | 2.84 | 2.87 | 2.84 | 2.78 |

MICHIGAN STATE UNIVERSITY
Office of the Registrar

TERM GRADE-POINT AVERAGES
UNDERGRADUATE STUDENTS IN FRATERNITIES
East Lansing Campus

Spring 1984

| | ACTIVES | | | | PLEDGES | | | | TOTAL | | | | | | |
|--------------------------------|---------|-------|---------|------|---------|------|------|--------|-------|---------|------|-------|---------|------|---------|
| | Stu. | Crs. | Pts. | GPA | Ranking | Stu. | Crs. | Pts. | GPA | Ranking | Stu. | Crs. | Pts. | GPA | Ranking |
| <u>INTERFRATERNITY COUNCIL</u> | | | | | | | | | | | | | | | |
| Alpha Delta Phi | 21 | 244 | 559.5 | 2.29 | 23 | 7 | 83 | 247.0 | 2.98 | 1 | 21 | 244 | 559.5 | 2.29 | 23 |
| Alpha Epsilon Pi | 46 | 544 | 1386.5 | 2.55 | 13 | | | | | | 53 | 627 | 1633.5 | 2.61 | 11 |
| Alpha Gamma Rho | 14 | 198 | 566.5 | 2.86 | 2 | | | | | | 14 | 198 | 566.5 | 2.86 | 2 |
| Alpha Tau Omega | 55 | 733 | 1973.0 | 2.69 | 5 | 8 | 86 | 212.5 | 2.47 | 13 | 63 | 819 | 2185.5 | 2.67 | 4 |
| Beta Theta Pi | 72 | 909 | 2218.5 | 2.44 | 19 | 23 | 286 | 697.0 | 2.44 | 14 | 95 | 1195 | 2915.5 | 2.44 | 21 |
| Delta Chi | 93 | 1193 | 2955.0 | 2.48 | 17 | 13 | 164 | 405.5 | 2.47 | 12 | 106 | 1357 | 3360.5 | 2.48 | 19 |
| Delta Sigma Phi | 42 | 528 | 1261.5 | 2.39 | 21 | 14 | 161 | 390.5 | 2.43 | 15 | 56 | 689 | 1652.0 | 2.40 | 22 |
| Delta Tau Delta | 80 | 1048 | 2739.0 | 2.61 | 10 | 15 | 167 | 435.0 | 2.60 | 7 | 95 | 1215 | 3174.0 | 2.61 | 9 |
| Delta Upsilon | 19 | 203 | 518.0 | 2.55 | 12 | 2 | 29 | 85.0 | 2.93 | 2 | 21 | 232 | 603.0 | 2.60 | 12 |
| Farm House | 22 | 282 | 822.5 | 2.92 | 1 | 1 | 15 | 39.0 | 2.60 | 8 | 23 | 297 | 861.5 | 2.90 | 1 |
| Kappa Sigma | 28 | 370 | 1041.5 | 2.81 | 3 | 8 | 99 | 219.5 | 2.22 | 19 | 36 | 469 | 1261.0 | 2.69 | 3 |
| Lambda Chi Alpha | 57 | 748 | 1873.5 | 2.50 | 15 | 9 | 115 | 292.5 | 2.54 | 10 | 66 | 863 | 2166.0 | 2.51 | 15 |
| Phi Delta Theta | 53 | 692 | 1792.5 | 2.59 | 11 | 3 | 41 | 94.5 | 2.30 | 17 | 56 | 733 | 1887.0 | 2.57 | 13 |
| Phi Kappa Psi | 22 | 292 | 776.5 | 2.66 | 6 | | | | | | 22 | 292 | 776.5 | 2.66 | 5 |
| Pi Kappa Phi | 37 | 477 | 1156.0 | 2.42 | 20 | 14 | 179 | 484.0 | 2.70 | 3 | 51 | 656 | 1640.0 | 2.50 | 16 |
| Pi Lambda Phi | 17 | 213 | 575.0 | 2.70 | 4 | 6 | 86 | 205.0 | 2.38 | 16 | 23 | 299 | 780.0 | 2.61 | 10 |
| Psi Upsilon | 43 | 587 | 1445.0 | 2.46 | 18 | 6 | 74 | 195.0 | 2.64 | 5 | 49 | 661 | 1640.0 | 2.48 | 18 |
| Sigma Alpha Epsilon | 42 | 539 | 1359.5 | 2.52 | 14 | 12 | 145 | 326.5 | 2.25 | 18 | 54 | 684 | 1686.0 | 2.46 | 20 |
| Sigma Chi | 89 | 1097 | 2902.5 | 2.65 | 8 | 12 | 145 | 375.0 | 2.59 | 9 | 101 | 1242 | 3277.5 | 2.64 | 7 |
| Sigma Nu | 64 | 807 | 2141.5 | 2.65 | 7 | 14 | 178 | 476.0 | 2.67 | 4 | 78 | 985 | 2617.5 | 2.66 | 6 |
| Sigma Phi Epsilon | 38 | 475 | 1179.0 | 2.48 | 16 | | | | | | 38 | 475 | 1179.0 | 2.48 | 17 |
| Sigma Pi | | | | | | | | | | | | | | | |
| Theta Chi | 83 | 1092 | 2882.5 | 2.64 | 9 | 17 | 237 | 596.0 | 2.51 | 11 | 100 | 1329 | 3478.5 | 2.62 | 8 |
| Theta Delta Chi | | | | | | | | | | | | | | | |
| Triangle | 7 | 83 | 196.0 | 2.36 | 22 | 10 | 127 | 331.5 | 2.61 | 6 | 17 | 210 | 527.5 | 2.51 | 14 |
| TOTAL | 1044 | 13354 | 34321.0 | 2.57 | | 194 | 2417 | 6107.0 | 2.53 | | 1238 | 15771 | 40428.0 | 2.56 | |
| <u>PROFESSIONAL</u> | | | | | | | | | | | | | | | |
| Alpha Kappa Psi | 53 | 695 | 2028.5 | 2.92 | | 3 | 36 | 75.0 | 2.08 | | 56 | 731 | 2103.5 | 2.88 | |
| TOTAL FRATERNITIES | 1097 | 14049 | 36349.5 | 2.59 | | 197 | 2453 | 6182.0 | 2.52 | | 1294 | 16502 | 42531.5 | 2.58 | |

All University Undergraduate Men's Average - 2.70

MICHIGAN STATE UNIVERSITY
Office of the Registrar

TERM GRADE-POINT AVERAGES
UNDERGRADUATE STUDENTS IN SORORITIES

East Lansing Campus

Spring 1984

| PANHELLENIC COUNCIL | ACTIVES | | | | PLEDGES | | | | TOTAL | | | | | | |
|---------------------|---------|-------|---------|------|---------|------|------|-------|-------|---------|------|-------|---------|------|---------|
| | Stu. | Crs. | Pts. | GPA | Ranking | Stu. | Crs. | Pts. | GPA | Ranking | Stu. | Crs. | Pts. | GPA | Ranking |
| Alpha Chi Omega | 86 | 1134 | 2982.5 | 2.63 | 13 | 1 | 15 | 39.5 | 2.63 | 3 | 87 | 1149 | 3022.0 | 2.63 | 12 |
| Alpha Gamma Delta | 62 | 837 | 2429.0 | 2.90 | 1 | 5 | 65 | 137.0 | 2.11 | 7 | 67 | 902 | 2566.0 | 2.84 | 1 |
| Alpha Phi | 95 | 1236 | 3252.0 | 2.63 | 12 | 2 | 10 | 19.5 | 1.95 | 9 | 97 | 1246 | 3271.5 | 2.63 | 13 |
| Alpha Xi Delta | 36 | 448 | 1101.0 | 2.46 | 15 | 1 | 15 | 40.5 | 2.70 | 2 | 37 | 463 | 1141.5 | 2.47 | 15 |
| Chi Omega | 94 | 1210 | 3293.0 | 2.72 | 6 | 3 | 41 | 68.0 | 1.66 | 10 | 97 | 1251 | 3361.0 | 2.69 | 10 |
| Delta Delta Delta | 44 | 584 | 1635.0 | 2.80 | 3 | 3 | 40 | 94.5 | 2.36 | 5 | 44 | 584 | 1635.0 | 2.80 | 3 |
| Delta Gamma | 89 | 1194 | 3384.5 | 2.83 | 2 | 3 | 40 | 94.5 | 2.36 | 5 | 92 | 1234 | 3479.0 | 2.82 | 2 |
| Gamma Phi Beta | 21 | 275 | 749.0 | 2.72 | 5 | | | | | | 21 | 275 | 749.0 | 2.72 | 5 |
| Kappa Alpha Theta | 100 | 1345 | 3641.0 | 2.71 | 10 | 1 | 14 | 34.0 | 2.43 | 4 | 101 | 1359 | 3675.0 | 2.70 | 9 |
| Kappa Delta | 95 | 1208 | 3230.5 | 2.67 | 11 | 2 | 27 | 73.0 | 2.70 | 1 | 97 | 1235 | 3303.5 | 2.67 | 11 |
| Kappa Kappa Gamma | 98 | 1309 | 3561.0 | 2.72 | 8 | 1 | 16 | 36.0 | 2.25 | 6 | 99 | 1325 | 3597.0 | 2.71 | 8 |
| Phi Mu | 77 | 970 | 2533.5 | 2.61 | 14 | | | | | | 77 | 970 | 2533.5 | 2.61 | 14 |
| Pi Beta Phi | 82 | 1021 | 2816.0 | 2.76 | 4 | 3 | 40 | 83.0 | 2.08 | 8 | 85 | 1061 | 2899.0 | 2.73 | 4 |
| Sigma Kappa | 94 | 1270 | 3450.0 | 2.72 | 9 | | | | | | 94 | 1270 | 3450.0 | 2.72 | 7 |
| Zeta Tau Alpha | 56 | 728 | 1980.5 | 2.72 | 7 | | | | | | 56 | 728 | 1980.5 | 2.72 | 6 |
| TOTAL SORORITIES | 1129 | 14769 | 40038.5 | 2.71 | | 22 | 283 | 625.0 | 2.21 | | 1151 | 15052 | 40663.5 | 2.70 | |

Campus Undergraduate Women's Average - 2.78

MICHIGAN STATE UNIVERSITY
Office of the Registrar

RANKING OF CUMULATIVE GRADE-POINT AVERAGES¹
East Lansing Campus
Spring 1984

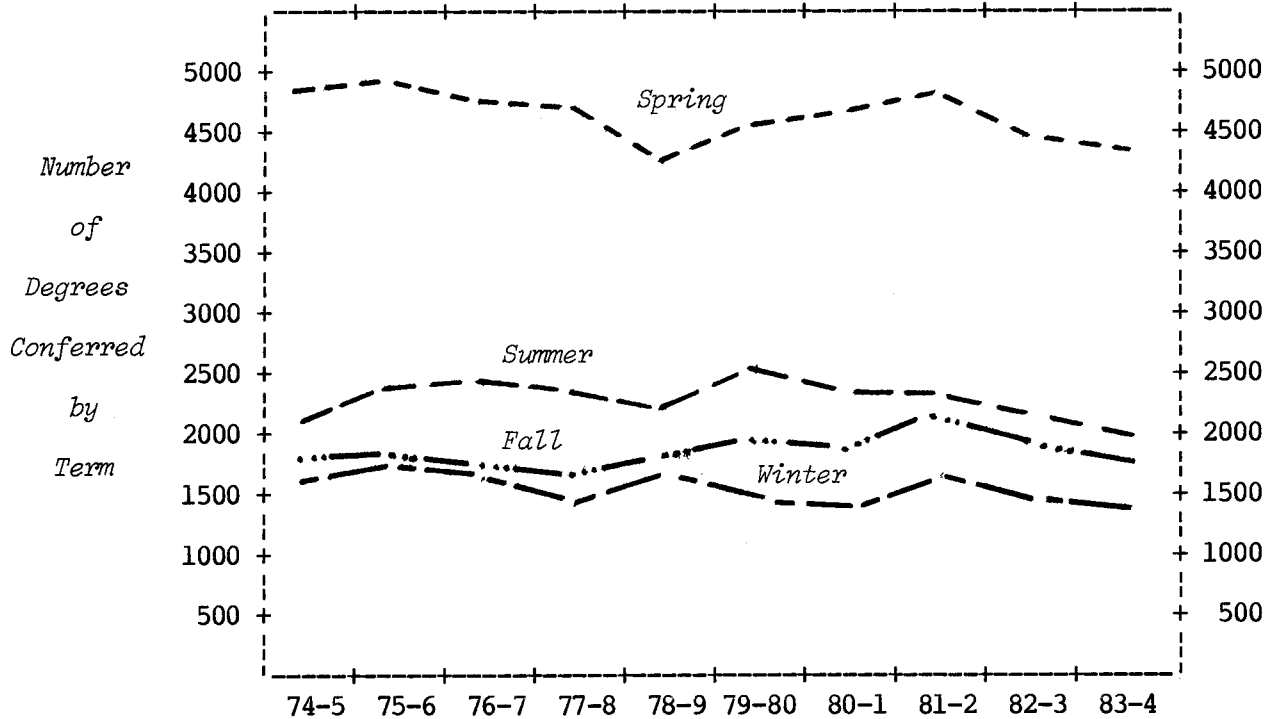
| Decile | Percentile | Quartile | TOTAL STUDENTS | | | | | NEW STUDENTS | | | | |
|---------------------------------------|------------|----------|----------------|------|------|-------------------------|-------|-------------------------|---------------|-------------------------|----------------------------|------|
| | | | Undergraduate | | | Graduate Mas. Dr. | Total | First- time Frsh. | Trans- fer | Graduate Mas. Dr. | Grad- uating Seniors | |
| Frsh. | Soph. | Jr. | Sr. | | | | | | | | | |
| 10 | 95 | 4 | 3.59 | 3.61 | 3.64 | 3.67 | 3.64 | 4.00 | 4.00 | 4.00 | 4.00 | 3.72 |
| | 90 | | 3.40 | 3.40 | 3.45 | 3.50 | 3.45 | 3.94 | | 3.77 | 4.00 | 3.58 |
| 9 | 80 | | 3.12 | 3.15 | 3.20 | 3.29 | 3.21 | 3.85 | | 3.50 | 4.00 | 3.40 |
| | 75 | | 3.01 | 3.06 | 3.11 | 3.20 | 3.12 | 3.81 | 2.71 | 3.38 | 3.85 | 3.31 |
| 8 | 70 | 3 | 2.92 | 2.97 | 3.03 | 3.12 | 3.04 | 3.77 | | 3.22 | 3.75 | 3.23 |
| 7 | 60 | | 2.74 | 2.82 | 2.89 | 3.00 | 2.89 | 3.69 | | 3.02 | 3.50 | 3.11 |
| 6 | 50 | | 2.58 | 2.66 | 2.75 | 2.87 | 2.75 | 3.61 | 2.12 | 2.82 | 3.50 | 3.00 |
| 5 | 40 | 2 | 2.43 | 2.52 | 2.61 | 2.74 | 2.60 | 3.52 | | 2.50 | 3.28 | 2.88 |
| 4 | 30 | | 2.27 | 2.38 | 2.47 | 2.61 | 2.45 | 3.44 | | 2.23 | 3.01 | 2.75 |
| | 25 | | 2.18 | 2.29 | 2.38 | 2.54 | 2.37 | 3.38 | 1.53 | 2.03 | 3.00 | 2.68 |
| 3 | 20 | 1 | 2.07 | 2.19 | 2.30 | 2.46 | 2.28 | 3.31 | | 1.79 | 2.54 | 2.62 |
| 2 | 10 | | 1.81 | 1.98 | 2.09 | 2.27 | 2.05 | 3.13 | | 1.08 | 0.14 | 2.45 |
| 1 | 0 | | 0.00 | 0.00 | 0.00 | 0.00 | 0.00 | 0.00 | 0.00 | 0.00 | 0.00 | 2.00 |
| Total Number of Students Ranked | | | 5756 | 6277 | 7360 | 9073 | 28824 | 6206 | 35 | 186 | 373 | 3396 |

Note: 1) Ranking does not include grades earned by students enrolled in the Institute of Agricultural Technology or the English Language Center Program.

MICHIGAN STATE UNIVERSITY
Office of the Registrar

TRENDGRAPH OF ANNUAL DEGREES CONFERRED
East Lansing Campus

1974-1975 through 1983-1984



BACHELOR

| | | | | | | | | | | |
|--------|------|------|------|------|------|------|------|------|------|------|
| Summer | 1124 | 1290 | 1287 | 1356 | 1358 | 1515 | 1515 | 1458 | 1374 | 1338 |
| Fall | 1059 | 1105 | 1093 | 1046 | 1078 | 1250 | 1292 | 1376 | 1342 | 1277 |
| Winter | 1026 | 1101 | 1030 | 981 | 984 | 1032 | 1017 | 1074 | 1069 | 1039 |
| Spring | 3775 | 3847 | 3779 | 3794 | 3452 | 3464 | 3592 | 3770 | 3462 | 3396 |

MASTER-DOCTOR¹

| | | | | | | | | | | |
|--------|-----|------|------|-----|-----|-----|-----|-----|-----|-----|
| Summer | 953 | 1054 | 1074 | 977 | 806 | 931 | 849 | 849 | 768 | 621 |
| Fall | 635 | 601 | 574 | 537 | 579 | 677 | 570 | 662 | 573 | 500 |
| Winter | 486 | 530 | 514 | 426 | 536 | 411 | 376 | 406 | 380 | 358 |
| Spring | 986 | 1013 | 907 | 836 | 702 | 824 | 845 | 810 | 785 | 708 |

GRADUATE PROFESSIONAL

| | | | | | | | | | | |
|--------|----|-----|-----|-----|-----|-----|-----|-----|-----|-----|
| Summer | 31 | 72 | 73 | 74 | 83 | 54 | 43 | 31 | 22 | 32 |
| Fall | 71 | 20 | 19 | 21 | 17 | 16 | 18 | 18 | 13 | 8 |
| Winter | 22 | 69 | 63 | 47 | 54 | 20 | 16 | 31 | 34 | 5 |
| Spring | 94 | 109 | 124 | 147 | 198 | 231 | 230 | 227 | 236 | 253 |

TERM

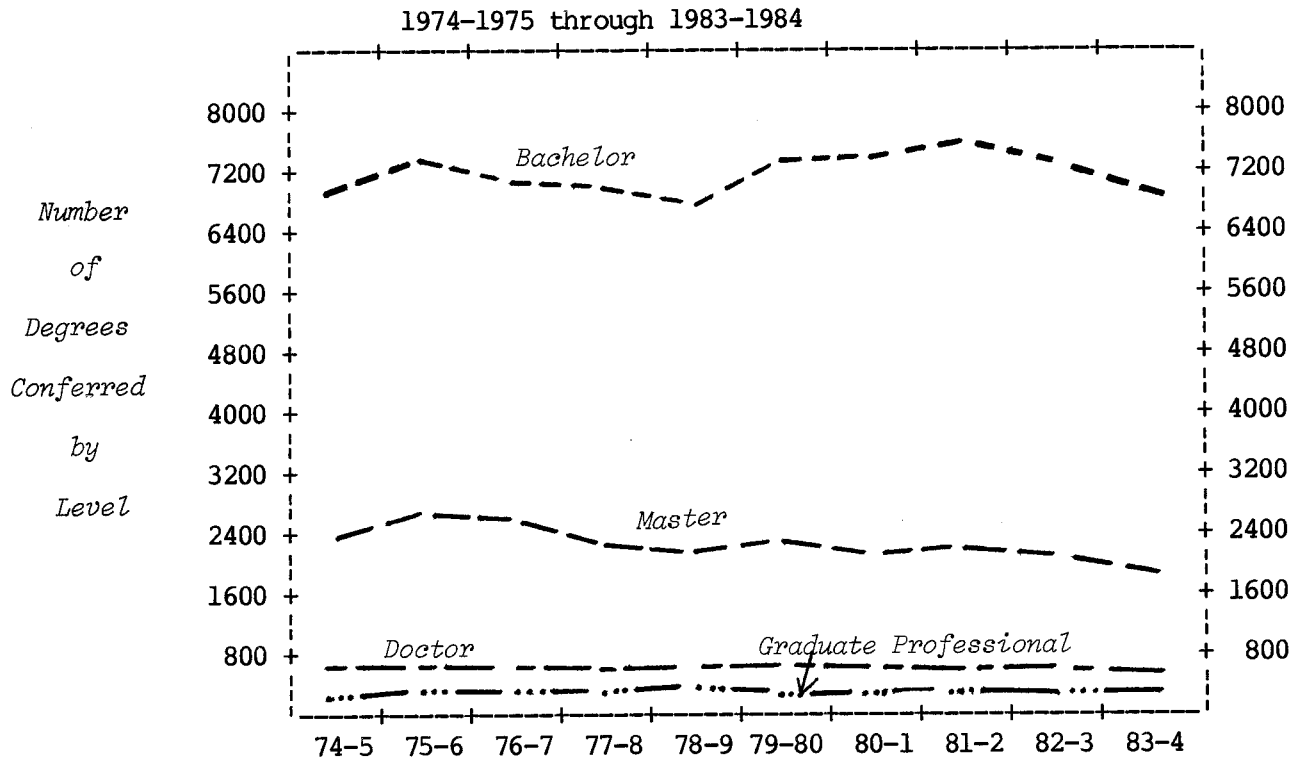
| | | | | | | | | | | |
|--------|------|------|------|------|------|------|------|------|------|------|
| Summer | 2108 | 2416 | 2434 | 2407 | 2247 | 2500 | 2407 | 2338 | 2164 | 1991 |
| Fall | 1765 | 1726 | 1686 | 1604 | 1674 | 1943 | 1880 | 2056 | 1928 | 1785 |
| Winter | 1534 | 1700 | 1607 | 1454 | 1574 | 1463 | 1409 | 1511 | 1483 | 1402 |
| Spring | 4855 | 4969 | 4810 | 4777 | 4352 | 4519 | 4667 | 4807 | 4483 | 4357 |

| | | | | | | | | | | |
|----------------------|-------|-------|-------|-------|------|-------|-------|-------|-------|------|
| TOTAL ANNUAL DEGREES | 10262 | 10811 | 10537 | 10242 | 9847 | 10425 | 10363 | 10712 | 10058 | 9535 |
|----------------------|-------|-------|-------|-------|------|-------|-------|-------|-------|------|

Note: 1) Includes Diploma for Advanced Graduate Study and Educational Specialist degrees.

MICHIGAN STATE UNIVERSITY
Office of the Registrar

TRENDGRAPH OF ANNUAL DEGREES CONFERRED
East Lansing Campus

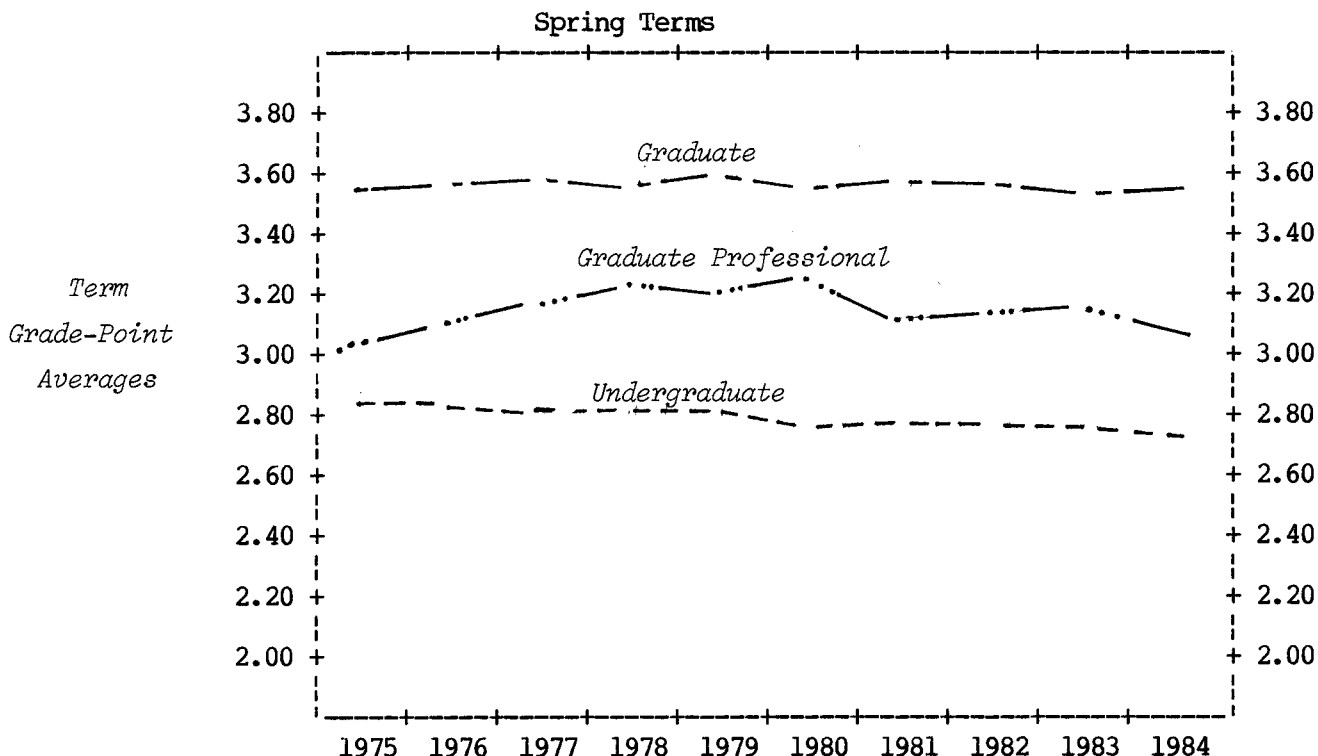


| COLLEGE | 74-5 | 75-6 | 76-7 | 77-8 | 78-9 | 79-80 | 80-1 | 81-2 | 82-3 | 83-4 |
|-----------------------|-------|-------|-------|-------|------|-------|-------|-------|-------|------|
| Agr. & Nat. Resources | 919 | 1010 | 1060 | 1176 | 1078 | 1146 | 1193 | 1210 | 1283 | 1075 |
| Arts & Letters | 918 | 963 | 828 | 737 | 689 | 753 | 731 | 712 | 656 | 634 |
| Lyman Briggs | 110 | 102 | 96 | 97 | 85 | 67 | 81 | 70 | 59 | 2 |
| Business | 1193 | 1328 | 1450 | 1465 | 1450 | 1616 | 1717 | 1880 | 1779 | 1684 |
| Comm. Arts & Sciences | 611 | 707 | 685 | 702 | 757 | 773 | 873 | 914 | 982 | 1168 |
| Education | 2019 | 2113 | 2067 | 1863 | 1608 | 1723 | 1504 | 1509 | 1252 | 966 |
| Engineering | 528 | 545 | 575 | 598 | 651 | 801 | 793 | 801 | 823 | 819 |
| Human Ecology | 592 | 668 | 584 | 597 | 577 | 583 | 564 | 532 | 482 | 437 |
| Human Medicine | 247 | 288 | 297 | 309 | 282 | 311 | 258 | 304 | 131 | 94 |
| James Madison | 89 | 76 | 56 | 73 | 77 | 102 | 139 | 138 | 161 | 155 |
| Justin Morrill | 110 | 89 | 89 | 75 | 54 | 20 | | | | 1 |
| Natural Science | 949 | 946 | 912 | 841 | 844 | 793 | 657 | 684 | 737 | 840 |
| Nursing | | | | | | | 106 | 118 | 121 | 111 |
| Osteopathic Medicine | 37 | 76 | 74 | 84 | 162 | 92 | 114 | 88 | 106 | 115 |
| Social Science | 1720 | 1670 | 1525 | 1404 | 1307 | 1397 | 1391 | 1505 | 1298 | 1262 |
| Urban Development | 22 | 43 | 66 | 53 | 47 | 56 | 49 | 54 | 26 | 14 |
| Veterinary Medicine | 198 | 187 | 173 | 168 | 179 | 192 | 193 | 193 | 162 | 158 |
| LEVEL | | | | | | | | | | |
| Bachelor | 6984 | 7343 | 7189 | 7177 | 6872 | 7261 | 7416 | 7678 | 7247 | 7050 |
| Master | 2394 | 2607 | 2508 | 2293 | 2112 | 2320 | 2112 | 2199 | 1986 | 1750 |
| Doctor ¹ | 666 | 591 | 561 | 483 | 511 | 523 | 528 | 528 | 520 | 437 |
| Graduate Professional | 218 | 270 | 279 | 289 | 352 | 321 | 307 | 307 | 305 | 298 |
| TOTAL CAMPUS | 10262 | 10811 | 10537 | 10242 | 9847 | 10425 | 10363 | 10712 | 10058 | 9535 |
| % of Increase | | 5.4 | -2.5 | -2.8 | -3.9 | 5.9 | -0.6 | 3.4 | -6.1 | -5.2 |

Note: 1) Includes Diploma for Advanced Graduate Study and Educational Specialist degrees.

MICHIGAN STATE UNIVERSITY
Office of the Registrar

TRENDGRAPH OF TERM GRADE-POINT AVERAGES
East Lansing Campus



UNDERGRADUATE

| | 1975 | 1976 | 1977 | 1978 | 1979 | 1980 | 1981 | 1982 | 1983 | 1984 |
|--|------|------|------|------|------|------|------|------|------|------|
| Agr. & Nat. Resources ¹ | 2.74 | 2.74 | 2.79 | 2.75 | 2.70 | 2.70 | 2.67 | 2.70 | 2.71 | 2.69 |
| Arts & Letters | 3.01 | 2.99 | 3.03 | 3.05 | 3.07 | 3.04 | 3.06 | 3.02 | 3.00 | 2.99 |
| Lyman Briggs College | 2.90 | 2.92 | 2.91 | 2.95 | 2.87 | 2.85 | 2.89 | 3.02 | | |
| Business | 2.73 | 2.71 | 2.74 | 2.72 | 2.74 | 2.72 | 2.76 | 2.76 | 2.75 | 2.75 |
| Comm. Arts & Sciences | 2.85 | 2.83 | 2.80 | 2.79 | 2.73 | 2.71 | 2.76 | 2.72 | 2.71 | 2.68 |
| Education | 2.91 | 2.93 | 2.89 | 2.92 | 2.99 | 2.93 | 2.97 | 2.99 | 2.96 | 2.90 |
| Engineering | 2.74 | 2.68 | 2.70 | 2.71 | 2.71 | 2.72 | 2.77 | 2.76 | 2.79 | 2.76 |
| Human Ecology | 2.90 | 2.92 | 2.92 | 2.87 | 2.92 | 2.88 | 2.87 | 2.86 | 2.82 | 2.75 |
| Human Medicine | 2.75 | 2.78 | 2.76 | 2.80 | 2.73 | 2.70 | 2.70 | 2.73 | | |
| James Madison | 2.93 | 2.96 | 2.89 | 2.92 | 2.87 | 2.89 | 2.82 | 2.75 | 2.80 | 2.73 |
| Justin Morrill | 3.06 | 2.99 | 3.00 | 3.02 | 2.90 | | | | | |
| Natural Science | 2.85 | 2.84 | 2.82 | 2.87 | 2.87 | 2.80 | 2.71 | 2.72 | 2.73 | 2.70 |
| Nursing | | | | | | | 2.95 | 2.99 | 2.91 | 2.94 |
| Social Science | 2.85 | 2.84 | 2.83 | 2.81 | 2.82 | 2.81 | 2.84 | 2.81 | 2.83 | 2.78 |
| Urban Affairs Programs | 2.75 | 2.78 | 2.79 | 2.79 | 2.79 | 2.80 | 2.60 | 2.38 | 2.50 | 2.72 |
| Veterinary Medicine | 2.78 | 2.79 | 2.75 | 2.75 | 2.80 | 2.71 | 2.72 | 2.66 | 2.68 | 2.69 |
| Undergraduate University Division-No Preference | 2.66 | 2.66 | 2.59 | 2.61 | 2.61 | 2.52 | 2.56 | 2.55 | 2.49 | 2.53 |

LEVEL

| | | | | | | | | | | |
|------------------------------------|-------------|-------------|-------------|-------------|-------------|-------------|-------------|-------------|-------------|-------------|
| Undergraduate | 2.82 | 2.81 | 2.80 | 2.80 | 2.80 | 2.77 | 2.79 | 2.77 | 2.76 | 2.74 |
| Graduate | 3.57 | 3.58 | 3.59 | 3.58 | 3.60 | 3.57 | 3.59 | 3.59 | 3.55 | 3.56 |
| Graduate Professional ² | 3.03 | 3.09 | 3.16 | 3.22 | 3.20 | 3.22 | 3.11 | 3.16 | 3.17 | 3.05 |
| TOTAL CAMPUS | 2.90 | 2.88 | 2.88 | 2.87 | 2.86 | 2.84 | 2.85 | 2.84 | 2.83 | 2.81 |

- Notes: 1) Grades of students enrolled in the Institute of Agricultural Technology are not included.
2) The Graduate Professional level includes only students in the College of Veterinary Medicine as the Colleges of Human Medicine and Osteopathic Medicine do not award numerical grades.

MICHIGAN STATE UNIVERSITY
Office of the Registrar

DISTRIBUTION OF COURSE GRADES BY TEACHING COLLEGE¹
East Lansing Campus

Spring 1984

| | Total Grades | | Percent Distribution of Numerical Grades | | | | | | | Percent Letter | |
|------------------------------------|--------------|---------|--|-----|-----|-----|-----|-----|-----|----------------|---------------------|
| | Number | Percent | 4.0 | 3.5 | 3.0 | 2.5 | 2.0 | 1.5 | 1.0 | 0.0 | Grades ² |
| <u>UNDERGRADUATE</u> | | | | | | | | | | | |
| Agr. & Nat. Resources ³ | 4988 | 100 | 18 | 20 | 22 | 18 | 11 | 4 | 2 | 2 | 3 |
| Arts & Letters | 22900 | 100 | 19 | 20 | 23 | 15 | 10 | 4 | 2 | 3 | 4 |
| Business | 14300 | 100 | 13 | 16 | 20 | 19 | 16 | 7 | 4 | 3 | 2 |
| Comm. Arts & Sciences | 6583 | 100 | 13 | 16 | 24 | 20 | 14 | 5 | 3 | 2 | 3 |
| Education | 7360 | 100 | 46 | 19 | 11 | 5 | 3 | 1 | 1 | 2 | 12 |
| Engineering | 7281 | 100 | 19 | 20 | 20 | 17 | 11 | 3 | 2 | 4 | 4 |
| Human Ecology | 4848 | 100 | 16 | 21 | 24 | 17 | 12 | 5 | 2 | 2 | 1 |
| Human Medicine | 9 | 100 | | | | | | | | | |
| James Madison | 1096 | 100 | 6 | 16 | 32 | 24 | 10 | 4 | 2 | 3 | 3 |
| Natural Science | 19510 | 100 | 15 | 14 | 16 | 16 | 14 | 8 | 7 | 9 | 1 |
| Nursing | 289 | 100 | 17 | 39 | 28 | 10 | 2 | 1 | | 1 | 2 |
| Osteopathic Medicine | 2 | 100 | | | | | | | | | |
| Social Science | 16176 | 100 | 15 | 17 | 22 | 18 | 13 | 5 | 3 | 3 | 4 |
| Veterinary Medicine | 1916 | 100 | 16 | 17 | 20 | 18 | 13 | 9 | 4 | 2 | 1 |
| All University Courses | 353 | 100 | 26 | 31 | 25 | 10 | 3 | 1 | 1 | 1 | 2 |
| Average | 107611 | 100 | 18 | 18 | 20 | 16 | 12 | 5 | 3 | 4 | 4 |
| <u>GRADUATE</u> ⁴ | | | | | | | | | | | |
| Agr. & Nat. Resources | 1080 | 100 | 28 | 18 | 10 | 3 | 1 | | | | 40 |
| Arts & Letters | 1509 | 100 | 41 | 16 | 8 | 1 | 1 | | | | 33 |
| Business | 1851 | 100 | 28 | 37 | 22 | 4 | 1 | | | | 8 |
| Comm. Arts & Sciences | 681 | 100 | 37 | 32 | 12 | 3 | | | | | 16 |
| Education | 2470 | 100 | 37 | 19 | 9 | 1 | 1 | | | | 33 |
| Engineering | 837 | 100 | 33 | 20 | 13 | 4 | 1 | | | 1 | 28 |
| Human Ecology | 332 | 100 | 45 | 19 | 6 | 2 | 2 | | | | 26 |
| Human Medicine | 1430 | 100 | 1 | | | | | | | | 99 |
| Natural Science | 1756 | 100 | 31 | 17 | 12 | 3 | 1 | | | 1 | 35 |
| Nursing | 38 | 100 | 32 | 8 | | | | | | | 60 |
| Osteopathic Medicine | 1256 | 100 | 1 | | | | | | | | 99 |
| Social Science | 1929 | 100 | 40 | 21 | 10 | 1 | 1 | | | | 27 |
| Veterinary Medicine | 3140 | 100 | 13 | 14 | 15 | 10 | 5 | 2 | | | 41 |
| All University Courses | 5 | 100 | | | | | | | | | |
| Average | 18314 | 100 | 26 | 17 | 11 | 3 | 1 | | | | 42 |

- Notes: 1) The college teaching the student's course.
 2) The following grades and symbols are included: CR-NC, P-N, I, DF, and V.
 3) College totals do not include grades earned by students in the Institute of Agricultural Technology.
 4) Includes master, doctor and graduate professional students.

MICHIGAN STATE UNIVERSITY
Office of the Registrar

DISTRIBUTION OF COURSE GRADES BY STUDENT'S COLLEGE¹
East Lansing Campus

Spring 1984

| | Total Grades | | Percent Distribution of Numerical Grades | | | | | | | | Percent Letter Grades ² |
|------------------------------------|--------------|---------|--|-----|-----|-----|-----|-----|-----|-----|------------------------------------|
| | Number | Percent | 4.0 | 3.5 | 3.0 | 2.5 | 2.0 | 1.5 | 1.0 | 0.0 | |
| <u>UNDERGRADUATE</u> | | | | | | | | | | | |
| Agr. & Nat. Resources ³ | 7753 | 100 | 16 | 17 | 20 | 17 | 13 | 6 | 4 | 4 | 3 |
| Arts & Letters | 6233 | 100 | 27 | 18 | 18 | 11 | 8 | 3 | 2 | 3 | 10 |
| Business | 20402 | 100 | 16 | 17 | 22 | 18 | 13 | 5 | 3 | 3 | 3 |
| Comm. Arts & Sciences | 13377 | 100 | 14 | 16 | 22 | 18 | 14 | 6 | 4 | 4 | 2 |
| Education | 3224 | 100 | 21 | 19 | 17 | 13 | 8 | 3 | 3 | 4 | 12 |
| Engineering | 14030 | 100 | 21 | 19 | 20 | 14 | 11 | 4 | 3 | 5 | 3 |
| Human Ecology | 5318 | 100 | 16 | 19 | 21 | 16 | 12 | 5 | 3 | 3 | 5 |
| James Madison | 2760 | 100 | 14 | 17 | 24 | 19 | 12 | 5 | 3 | 4 | 2 |
| Natural Science | 14491 | 100 | 21 | 18 | 18 | 14 | 11 | 6 | 4 | 6 | 2 |
| Nursing | 1738 | 100 | 16 | 23 | 23 | 14 | 10 | 4 | 3 | 2 | 5 |
| Social Science | 10943 | 100 | 18 | 17 | 21 | 16 | 12 | 5 | 3 | 4 | 4 |
| Urban Affairs Programs | 4 | 100 | | | | | | | | | |
| Veterinary Medicine | 1452 | 100 | 18 | 17 | 19 | 18 | 14 | 6 | 4 | 3 | 1 |
| Undergraduate University | | | | | | | | | | | |
| Division-No Preference | 5735 | 100 | 14 | 15 | 19 | 18 | 14 | 7 | 5 | 6 | 2 |
| Unclassified | 151 | 100 | 16 | 7 | 17 | 11 | 11 | 7 | 5 | 14 | 12 |
| Average | 107611 | 100 | 18 | 18 | 20 | 16 | 12 | 5 | 3 | 4 | 4 |
| <u>GRADUATE</u> ⁴ | | | | | | | | | | | |
| Agr. & Nat. Resources | 1512 | 100 | 29 | 20 | 12 | 4 | 1 | | | | 34 |
| Arts & Letters | 1303 | 100 | 45 | 17 | 9 | 2 | | | | | 27 |
| Business | 1776 | 100 | 30 | 36 | 21 | 3 | 1 | | | | 9 |
| Comm. Arts & Sciences | 706 | 100 | 40 | 29 | 11 | 3 | | | | | 17 |
| Education | 2474 | 100 | 36 | 19 | 10 | 1 | 1 | | | | 33 |
| Engineering | 898 | 100 | 36 | 19 | 12 | 4 | 1 | | | | 28 |
| Human Ecology | 346 | 100 | 39 | 22 | 8 | 1 | | | | | 30 |
| Human Medicine | 1616 | 100 | 2 | | | | | | | | 98 |
| Natural Science | 1420 | 100 | 29 | 17 | 11 | 2 | 1 | | | 1 | 39 |
| Nursing | 50 | 100 | 40 | 14 | 2 | | | | | | 44 |
| Osteopathic Medicine | 1827 | 100 | 1 | | | | | | | | 99 |
| Social Science | 1688 | 100 | 38 | 21 | 9 | 1 | 1 | | | | 30 |
| Veterinary Medicine | 2313 | 100 | 15 | 18 | 19 | 13 | 7 | 3 | | | 25 |
| Unclassified | 385 | 100 | 36 | 21 | 16 | 4 | 3 | 1 | 1 | 3 | 15 |
| Average | 18314 | 100 | 26 | 17 | 11 | 3 | 1 | | | | 42 |

- Notes: 1) The college administering the student's major program.
 2) The following grades and symbols are included: CR-NC, P-N, I, DF, and V.
 3) College totals do not include grades earned by students in the Institute of Agricultural Technology.
 4) Includes master, doctor and graduate professional students.

MICHIGAN STATE UNIVERSITY
Office of the Registrar

Ranking of Cumulative Grade-Point Averages
COLLEGE OF AGRICULTURE AND NATURAL RESOURCES
East Lansing Campus

Spring 1984

| <i>Decile</i> | <i>Percentile</i> | <i>Quartile</i> | TOTAL STUDENTS | | | | | | Graduate | | |
|---------------------------------|-------------------|-----------------|----------------|-------|------|------|-------|-------|----------|------|-------|
| | | | Undergraduate | | | | | Total | Mas. | Dr. | Total |
| | | | Frsh. | Soph. | Jr. | Sr. | Spec. | Total | | | |
| 10 | 95 | 4 | 3.53 | 3.40 | 3.56 | 3.53 | | 3.52 | 3.97 | 3.93 | 3.95 |
| | 90 | | 3.32 | 3.20 | 3.31 | 3.33 | | 3.32 | 3.90 | 3.86 | 3.88 |
| 9 | 80 | | 3.02 | 2.93 | 2.98 | 3.12 | | 3.05 | 3.79 | 3.75 | 3.77 |
| | 75 | | 2.91 | 2.86 | 2.90 | 3.02 | | 2.95 | 3.73 | 3.72 | 3.72 |
| 8 | 70 | 3 | 2.74 | 2.73 | 2.83 | 2.95 | | 2.88 | 3.67 | 3.67 | 3.67 |
| 7 | 60 | | 2.57 | 2.59 | 2.68 | 2.82 | | 2.73 | 3.59 | 3.60 | 3.59 |
| 6 | 50 | | 2.37 | 2.48 | 2.55 | 2.69 | | 2.60 | 3.49 | 3.53 | 3.51 |
| 5 | 40 | 2 | 2.28 | 2.37 | 2.42 | 2.57 | | 2.47 | 3.41 | 3.45 | 3.43 |
| 4 | 30 | | 2.11 | 2.25 | 2.31 | 2.44 | | 2.35 | 3.31 | 3.38 | 3.35 |
| 3 | 25 | | 2.02 | 2.14 | 2.24 | 2.38 | | 2.29 | 3.27 | 3.33 | 3.30 |
| | 20 | 1 | 1.97 | 2.09 | 2.18 | 2.32 | | 2.21 | 3.17 | 3.28 | 3.24 |
| 2 | 10 | | 1.77 | 1.90 | 2.01 | 2.16 | | 2.03 | 3.03 | 3.12 | 3.06 |
| 1 | 0 | | 0.00 | 0.00 | 0.00 | 0.00 | | 0.00 | 0.00 | 0.00 | 0.00 |
| Total Number of Students Ranked | | | 138 | 276 | 667 | 963 | 20 | 2064 | 421 | 316 | 737 |

MICHIGAN STATE UNIVERSITY
Office of the Registrar

Ranking of Cumulative Grade-Point Averages
COLLEGE OF ARTS AND LETTERS¹
East Lansing Campus

Spring 1984

| Decile | Percentile | Quartile | TOTAL STUDENTS | | | | | | Graduate | | | | |
|---------------------------------|------------|----------|----------------|------|------|------|-------|-------|----------|------|-------|------|------|
| | | | Undergraduate | | | | Spec. | Total | Mas. | Dr. | Total | | |
| Frsh. | Soph. | Jr. | Sr. | | | | | | | | | | |
| 10 | 95 | 4 | 3.75 | 3.67 | 3.71 | 3.79 | 3.74 | 4.00 | 4.00 | 4.00 | | | |
| | 90 | | 3.59 | 3.59 | 3.62 | 3.64 | | | | | 3.62 | 3.97 | 3.97 |
| | 80 | | 3.33 | 3.39 | 3.38 | 3.48 | | | | | 3.42 | 3.93 | 3.92 |
| | 75 | | 3.24 | 3.27 | 3.24 | 3.40 | | | | | 3.34 | 3.90 | 3.90 |
| 8 | 70 | 3 | 3.15 | 3.18 | 3.13 | 3.34 | 3.25 | 3.86 | 3.89 | 3.87 | | | |
| | 60 | | 2.99 | 3.01 | 3.00 | 3.20 | 3.09 | 3.81 | 3.86 | 3.83 | | | |
| 6 | 50 | | 2.79 | 2.87 | 2.83 | 3.07 | 2.94 | 3.76 | 3.80 | 3.77 | | | |
| 5 | 40 | 2 | 2.68 | 2.73 | 2.69 | 2.94 | 2.80 | 3.69 | 3.73 | 3.72 | | | |
| | 30 | | 2.40 | 2.59 | 2.53 | 2.80 | 2.65 | 3.60 | 3.68 | 3.64 | | | |
| | 25 | | 2.34 | 2.52 | 2.47 | 2.73 | 2.56 | 3.54 | 3.65 | 3.59 | | | |
| 3 | 20 | 1 | 2.28 | 2.44 | 2.37 | 2.64 | 2.48 | 3.50 | 3.62 | 3.54 | | | |
| | 10 | | 1.88 | 2.18 | 2.10 | 2.38 | 2.23 | 3.34 | 3.46 | 3.38 | | | |
| 1 | 0 | | 0.00 | 0.00 | 0.00 | 0.00 | 0.00 | 0.00 | 0.00 | 0.00 | | | |
| Total Number of Students Ranked | | | 169 | 272 | 415 | 674 | 18 | 1548 | 347 | 211 | 558 | | |

Note: 1) Ranking does not include grades earned by students enrolled in the English Language Center Program.

MICHIGAN STATE UNIVERSITY
Office of the Registrar

Ranking of Cumulative Grade-Point Averages
COLLEGE OF BUSINESS
East Lansing Campus

Spring 1984

| Decile | Percentile | Quartile | TOTAL STUDENTS | | | | | | | | |
|---------------------------------|------------|----------|----------------|-------|------|------|----------|-------|------|------|-------|
| | | | Undergraduate | | | | Graduate | | | | |
| | | | Frsh. | Soph. | Jr. | Sr. | Spec. | Total | Mas. | Dr. | Total |
| 10 | 95 | 4 | 3.55 | 3.49 | 3.63 | 3.65 | | 3.59 | 3.88 | 3.89 | 3.88 |
| | 90 | | 3.37 | 3.32 | 3.50 | 3.46 | | 3.42 | 3.79 | 3.83 | 3.80 |
| | 80 | | 3.09 | 3.08 | 3.27 | 3.23 | | 3.17 | 3.67 | 3.75 | 3.69 |
| | 75 | | 2.99 | 2.99 | 3.17 | 3.14 | | 3.09 | 3.63 | 3.71 | 3.66 |
| 8 | 70 | 3 | 2.90 | 2.92 | 3.11 | 3.08 | | 3.01 | 3.58 | 3.67 | 3.61 |
| | 60 | | 2.73 | 2.77 | 2.99 | 2.97 | | 2.90 | 3.50 | 3.62 | 3.51 |
| | 50 | | 2.59 | 2.64 | 2.88 | 2.88 | | 2.77 | 3.45 | 3.57 | 3.47 |
| 5 | 40 | 2 | 2.44 | 2.52 | 2.78 | 2.77 | | 2.65 | 3.36 | 3.50 | 3.39 |
| | 30 | | 2.30 | 2.40 | 2.66 | 2.66 | | 2.53 | 3.30 | 3.44 | 3.31 |
| | 25 | | 2.19 | 2.32 | 2.60 | 2.61 | | 2.46 | 3.25 | 3.38 | 3.27 |
| 3 | 20 | 1 | 2.10 | 2.22 | 2.54 | 2.54 | | 2.38 | 3.21 | 3.31 | 3.23 |
| | 10 | | 1.83 | 2.01 | 2.37 | 2.38 | | 2.14 | 3.10 | 3.21 | 3.13 |
| 1 | 0 | | 0.00 | 0.00 | 0.00 | 0.00 | | 0.00 | 0.00 | 0.00 | 0.00 |
| Total Number of Students Ranked | | | 1120 | 1516 | 1322 | 1682 | 6 | 5646 | 619 | 150 | 769 |

MICHIGAN STATE UNIVERSITY
Office of the Registrar

Ranking of Cumulative Grade-Point Averages
COLLEGE OF COMMUNICATION ARTS AND SCIENCES
East Lansing Campus

Spring 1984

| Decile | Percentile | Quartile | TOTAL STUDENTS | | | | | | Graduate | | |
|---------------------------------|------------|----------|----------------|-------|------|------|-------|-------|----------|------|-------|
| | | | Undergraduate | | | | | Total | Mas. | Dr. | Total |
| | | | Frsh. | Soph. | Jr. | Sr. | Spec. | Total | | | |
| 10 | 95 | 4 | 3.57 | 3.44 | 3.40 | 3.51 | | 3.47 | 3.94 | 4.00 | 3.94 |
| | 90 | | 3.35 | 3.26 | 3.16 | 3.33 | | 3.28 | 3.88 | | 3.89 |
| 9 | 80 | | 3.09 | 2.99 | 2.92 | 3.10 | | 3.02 | 3.77 | | 3.80 |
| 8 | 75 | 3 | 2.98 | 2.90 | 2.84 | 3.02 | | 2.93 | 3.74 | 3.86 | 3.77 |
| | 70 | | 2.90 | 2.84 | 2.75 | 2.95 | | 2.86 | 3.70 | | 3.73 |
| 7 | 60 | | 2.68 | 2.68 | 2.64 | 2.83 | | 2.72 | 3.63 | | 3.67 |
| 6 | 50 | | 2.54 | 2.55 | 2.52 | 2.70 | | 2.60 | 3.53 | 3.69 | 3.59 |
| 5 | 40 | 2 | 2.37 | 2.44 | 2.39 | 2.59 | | 2.47 | 3.45 | | 3.50 |
| 4 | 30 | | 2.18 | 2.31 | 2.29 | 2.47 | | 2.35 | 3.33 | | 3.38 |
| 3 | 25 | 1 | 2.11 | 2.21 | 2.23 | 2.41 | | 2.29 | 3.27 | 3.58 | 3.32 |
| | 20 | | 2.02 | 2.10 | 2.18 | 2.35 | | 2.21 | 3.22 | | 3.26 |
| 2 | 10 | | 1.79 | 1.88 | 2.04 | 2.19 | | 2.02 | 3.04 | | 3.08 |
| 1 | 0 | | 0.00 | 0.00 | 0.00 | 0.00 | | 0.00 | 0.00 | 0.00 | 0.00 |
| Total Number of Students Ranked | | | 415 | 681 | 1258 | 1248 | 17 | 3619 | 247 | 53 | 300 |

MICHIGAN STATE UNIVERSITY
Office of the Registrar

Ranking of Cumulative Grade-Point Averages
COLLEGE OF EDUCATION
East Lansing Campus

Spring 1984

| Decile | Percentile | Quartile | TOTAL STUDENTS | | | | | | Graduate | | |
|---------------------------------|------------|----------|----------------|-------|------|------|-------|------|----------|-------|------|
| | | | Undergraduate | | | | Total | Mas. | Dr. | Total | |
| Frsh. | Soph. | Jr. | Sr. | Spec. | | | | | | | |
| 10 | 95 | 4 | 3.36 | 3.63 | 3.68 | 3.74 | 3.93 | 3.72 | 4.00 | 4.00 | 4.00 |
| | 90 | | 3.13 | 3.42 | 3.45 | 3.57 | 3.73 | 3.53 | 3.93 | 3.94 | 3.93 |
| | 80 | | 2.93 | 3.13 | 3.17 | 3.39 | 3.52 | 3.33 | 3.83 | 3.88 | 3.86 |
| | 75 | | 2.86 | 3.01 | 3.08 | 3.33 | 3.44 | 3.21 | 3.80 | 3.85 | 3.83 |
| 8 | 70 | 3 | 2.75 | 2.92 | 3.00 | 3.26 | 3.40 | 3.11 | 3.77 | 3.82 | 3.80 |
| | 60 | | 2.61 | 2.73 | 2.87 | 3.10 | 3.26 | 2.96 | 3.69 | 3.76 | 3.74 |
| | 50 | | 2.41 | 2.61 | 2.77 | 2.94 | 3.06 | 2.82 | 3.62 | 3.72 | 3.68 |
| 5 | 40 | 2 | 2.35 | 2.51 | 2.63 | 2.82 | 2.91 | 2.68 | 3.52 | 3.66 | 3.60 |
| | 30 | | 2.20 | 2.40 | 2.45 | 2.67 | 2.76 | 2.51 | 3.46 | 3.60 | 3.52 |
| | 25 | | 2.12 | 2.32 | 2.36 | 2.55 | 2.70 | 2.43 | 3.41 | 3.57 | 3.50 |
| 3 | 20 | 1 | 2.05 | 2.21 | 2.28 | 2.47 | 2.65 | 2.34 | 3.32 | 3.53 | 3.44 |
| | 10 | | 1.60 | 2.05 | 2.00 | 2.23 | 2.43 | 2.09 | 3.15 | 3.42 | 3.25 |
| 1 | 0 | | 0.00 | 0.00 | 0.00 | 0.00 | 0.00 | 0.00 | 0.00 | 0.00 | 0.00 |
| Total Number of Students Ranked | | | 84 | 157 | 215 | 335 | 121 | 912 | 670 | 619 | 1289 |

MICHIGAN STATE UNIVERSITY
Office of the Registrar

Ranking of Cumulative Grade-Point Averages
COLLEGE OF ENGINEERING
East Lansing Campus

Spring 1984

| Decile | Percentile | Quartile | TOTAL STUDENTS | | | | | | Graduate | | |
|---------------------------------|------------|----------|----------------|-------|---------------|------|-------|-------|----------|------|-------|
| | | | Frsh. | Soph. | Undergraduate | | Spec. | Total | Mas. | Dr. | Total |
| 10 | 95 | 4 | 3.70 | 3.65 | 3.77 | 3.72 | | 3.71 | 4.00 | 4.00 | 4.00 |
| | 90 | | 3.48 | 3.48 | 3.67 | 3.56 | | 3.55 | 3.93 | 3.91 | 3.92 |
| | 80 | | 3.22 | 3.26 | 3.44 | 3.39 | | 3.34 | 3.81 | 3.84 | 3.83 |
| | 75 | | 3.11 | 3.17 | 3.36 | 3.33 | | 3.27 | 3.75 | 3.79 | 3.77 |
| 8 | 70 | 3 | 3.01 | 3.11 | 3.31 | 3.27 | | 3.20 | 3.71 | 3.76 | 3.74 |
| | 60 | | 2.85 | 2.97 | 3.22 | 3.17 | | 3.09 | 3.63 | 3.73 | 3.67 |
| | 50 | | 2.66 | 2.82 | 3.15 | 3.10 | | 2.98 | 3.53 | 3.68 | 3.60 |
| 5 | 40 | 2 | 2.51 | 2.69 | 3.07 | 3.02 | | 2.85 | 3.43 | 3.62 | 3.51 |
| | 30 | | 2.34 | 2.53 | 3.00 | 2.93 | | 2.70 | 3.32 | 3.54 | 3.41 |
| | 25 | | 2.24 | 2.46 | 2.96 | 2.88 | | 2.60 | 3.28 | 3.51 | 3.35 |
| 3 | 20 | 1 | 2.14 | 2.38 | 2.91 | 2.84 | | 2.49 | 3.19 | 3.49 | 3.30 |
| | 10 | | 1.87 | 2.12 | 2.74 | 2.69 | | 2.18 | 3.00 | 3.38 | 3.06 |
| 1 | 0 | | 0.00 | 0.00 | 0.00 | 0.00 | | 0.00 | 0.00 | 0.00 | |
| Total Number of Students Ranked | | | 1043 | 1003 | 691 | 965 | 11 | 3713 | 270 | 135 | 405 |

MICHIGAN STATE UNIVERSITY
Office of the Registrar

Ranking of Cumulative Grade-Point Averages
COLLEGE OF HUMAN ECOLOGY
East Lansing Campus

Spring 1984

| Decile | Percentile | Quartile | TOTAL STUDENTS | | | | | | Graduate | | | |
|---------------------------------|------------|----------|----------------|-------|------|------|-------|-------|----------|------|-------|------|
| | | | Undergraduate | | | | | Total | Mas. | Dr. | Total | |
| | | | Frsh. | Soph. | Jr. | Sr. | Spec. | Total | | | | |
| 10 | 95 | 4 | 3.56 | 3.55 | 3.40 | 3.65 | | 3.56 | 4.00 | 4.00 | 4.00 | |
| | 90 | | 3.38 | 3.30 | 3.22 | 3.46 | | 3.37 | 4.00 | | 4.00 | |
| 9 | 80 | | 3.08 | 2.96 | 3.02 | 3.24 | | 3.12 | 3.92 | | 3.93 | |
| 8 | 75 | | 2.97 | 2.90 | 2.94 | 3.15 | | 3.02 | 3.89 | 3.91 | 3.90 | |
| 7 | 70 | 3 | 2.86 | 2.74 | 2.86 | 3.06 | | 2.93 | 3.86 | | 3.88 | |
| | 60 | | 2.73 | 2.64 | 2.71 | 2.90 | | 2.79 | 3.80 | | 3.82 | |
| | 6 | | 50 | 2.49 | 2.50 | 2.61 | 2.78 | | 2.67 | 3.71 | 3.82 | 3.74 |
| 5 | 40 | 2 | 2.42 | 2.39 | 2.50 | 2.67 | | 2.54 | 3.62 | | 3.67 | |
| | 4 | | 30 | 2.29 | 2.28 | 2.37 | 2.55 | | 2.41 | 3.55 | | 3.58 |
| | 3 | | 25 | 2.20 | 2.20 | 2.31 | 2.47 | | 2.35 | 3.51 | 3.57 | 3.53 |
| 2 | 20 | 1 | 2.06 | 2.13 | 2.22 | 2.39 | | 2.27 | 3.47 | | 3.49 | |
| | 10 | | 1.90 | 1.94 | 2.08 | 2.24 | | 2.08 | 3.28 | | 3.33 | |
| 1 | 0 | | 0.00 | 0.00 | 0.00 | 0.00 | | 0.00 | 0.00 | 0.00 | 0.00 | |
| Total Number of Students Ranked | | | 99 | 238 | 428 | 551 | 11 | 1327 | 123 | 58 | 181 | |

MICHIGAN STATE UNIVERSITY
Office of the Registrar

Ranking of Cumulative Grade-Point Averages
COLLEGE OF HUMAN MEDICINE¹
East Lansing Campus

Spring 1984

| <i>Decile</i> | <i>Percentile</i> | <i>Quartile</i> | TOTAL STUDENTS | | |
|---------------------------------|-------------------|-----------------|----------------|------------|--------------|
| | | | Graduate | | |
| | | | <u>Mas.</u> | <u>Dr.</u> | <u>Total</u> |
| 10 | 95 | 4 | | | 3.96 |
| | 90 | | | | |
| 9 | 80 | | | | |
| | 75 | 3 | | | 3.70 |
| 8 | 70 | | | | |
| 7 | 60 | | | | |
| 6 | 50 | | | | 3.52 |
| 5 | 40 | 2 | | | |
| 4 | 30 | | | | |
| | 25 | | | | |
| 3 | 20 | | | | 3.32 |
| 2 | 10 | 1 | | | |
| 1 | 0 | | | | |
| Total Number of Students Ranked | | | 15 | 46 | 61 |

Note: 1) The grades of students enrolled in the undergraduate Medical Technology Program are now included in the College of Natural Science.

MICHIGAN STATE UNIVERSITY
Office of the Registrar

Ranking of Cumulative Grade-Point Averages
JAMES MADISON COLLEGE
East Lansing Campus

Spring 1984

| <i>Decile</i> | <i>Percentile</i> | <i>Quartile</i> | TOTAL STUDENTS Undergraduate | | | | | |
|---------------------------------------|-------------------|-----------------|---------------------------------|-------|------|------|-------|-------|
| | | | Frsh. | Soph. | Jr. | Sr. | Spec. | Total |
| 10 | 95 | 4 | 3.52 | 3.58 | 3.61 | 3.64 | | 3.56 |
| | 90 | | 3.31 | 3.35 | 3.46 | 3.46 | | 3.40 |
| 9 | 80 | | 3.05 | 3.17 | 3.21 | 3.26 | | 3.18 |
| 8 | 75 | | 2.97 | 3.10 | 3.12 | 3.18 | | 3.09 |
| 7 | 70 | 3 | 2.89 | 3.02 | 3.05 | 3.11 | | 3.02 |
| | 60 | | 2.68 | 2.90 | 2.97 | 3.02 | | 2.90 |
| 6 | 50 | | 2.54 | 2.75 | 2.79 | 2.91 | | 2.74 |
| 5 | 40 | | 2 | 2.41 | 2.63 | 2.66 | 2.79 | |
| 4 | 30 | 2.26 | | 2.48 | 2.52 | 2.64 | | 2.45 |
| 3 | 25 | 2.20 | | 2.41 | 2.45 | 2.58 | | 2.38 |
| 2 | 20 | 2.07 | | 2.33 | 2.37 | 2.46 | | 2.30 |
| 1 | 10 | 1 | 1.83 | 2.16 | 2.19 | 2.33 | | 2.09 |
| | 0 | | 0.00 | 0.00 | 0.00 | 0.00 | | 0.00 |
| Total Number of Students Ranked | | | 223 | 176 | 178 | 172 | 2 | 751 |

MICHIGAN STATE UNIVERSITY
Office of the Registrar

Ranking of Cumulative Grade-Point Averages
COLLEGE OF NATURAL SCIENCE
East Lansing Campus

Spring 1984

| Decile | Percentile | Quartile | TOTAL STUDENTS | | | | | | Graduate | | |
|---------------------------------|------------|----------|----------------|------|------|------|-------|-------|----------|------|-------|
| | | | Undergraduate | | | | Spec. | Total | Mas. | Dr. | Total |
| Frsh. | Soph. | Jr. | Sr. | | | | | | | | |
| 10 | 95 | 4 | 3.73 | 3.75 | 3.70 | 3.76 | | 3.73 | 3.92 | 4.00 | 3.97 |
| | 90 | | 3.53 | 3.58 | 3.50 | 3.61 | | 3.56 | 3.85 | 3.93 | 3.91 |
| 9 | 80 | | 3.26 | 3.33 | 3.19 | 3.37 | | 3.29 | 3.72 | 3.84 | 3.81 |
| 8 | 75 | | 3.14 | 3.20 | 3.09 | 3.26 | | 3.19 | 3.67 | 3.79 | 3.77 |
| 7 | 70 | 3 | 3.03 | 3.10 | 3.00 | 3.18 | | 3.09 | 3.63 | 3.76 | 3.72 |
| | 60 | | 2.85 | 2.96 | 2.85 | 3.02 | | 2.92 | 3.52 | 3.69 | 3.63 |
| | 50 | | 2.68 | 2.79 | 2.72 | 2.84 | | 2.76 | 3.44 | 3.59 | 3.54 |
| 5 | 40 | 2 | 2.50 | 2.58 | 2.59 | 2.70 | | 2.61 | 3.34 | 3.51 | 3.46 |
| | 30 | | 2.31 | 2.39 | 2.43 | 2.56 | | 2.45 | 3.23 | 3.42 | 3.37 |
| 3 | 25 | | 2.21 | 2.29 | 2.32 | 2.50 | | 2.36 | 3.21 | 3.38 | 3.31 |
| | 20 | | 2.07 | 2.20 | 2.22 | 2.42 | | 2.26 | 3.15 | 3.32 | 3.24 |
| 2 | 10 | 1 | 1.77 | 2.01 | 1.98 | 2.24 | | 2.02 | 2.90 | 3.14 | 3.07 |
| | 0 | | 0.00 | 0.00 | 0.00 | 0.00 | | 0.00 | 0.00 | 0.00 | 0.00 |
| Total Number of Students Ranked | | | 750 | 756 | 1084 | 1122 | 54 | 3766 | 255 | 495 | 750 |

MICHIGAN STATE UNIVERSITY
Office of the Registrar

Ranking of Cumulative Grade-Point Averages
COLLEGE OF NURSING
East Lansing Campus

Spring 1984

| Decile | Percentile | Quartile | TOTAL STUDENTS | | | | | | Graduate | | |
|---------------------------------|------------|----------|----------------|-------|------|------|-------|------|----------|-------|------|
| | | | Undergraduate | | | | Total | Mas. | Dr. | Total | |
| Frsh. | Soph. | Jr. | Sr. | Spec. | | | | | | | |
| 10 | 95 | 4 | 3.41 | 3.62 | 3.78 | 3.76 | | 3.68 | 4.00 | | 4.00 |
| | 90 | | 3.31 | 3.45 | 3.64 | 3.64 | 3.56 | | | | |
| | 80 | | 3.02 | 3.29 | 3.47 | 3.55 | 3.40 | | | | |
| 8 | 75 | 3 | 2.91 | 3.21 | 3.45 | 3.52 | 3.35 | 4.00 | | 4.00 | |
| | 70 | | 2.82 | 3.17 | 3.40 | 3.46 | 3.29 | | | | |
| 7 | 60 | 3 | 2.65 | 3.07 | 3.32 | 3.39 | 3.18 | 3.87 | | 3.87 | |
| | 50 | | 2.51 | 2.90 | 3.22 | 3.30 | 3.03 | | | | |
| 5 | 40 | 2 | 2.36 | 2.64 | 3.16 | 3.23 | 2.82 | 3.68 | | 3.68 | |
| | 30 | | 2.23 | 2.57 | 3.06 | 3.14 | 2.62 | | | | |
| | 25 | | 2.10 | 2.48 | 2.88 | 3.04 | 2.52 | | | | |
| 3 | 20 | 1 | 2.03 | 2.45 | 2.78 | 2.99 | 2.43 | 3.41 | | 3.41 | |
| | 10 | | 1.71 | 2.11 | 2.52 | 2.70 | 2.11 | | | | |
| 1 | 0 | | 0.00 | 0.00 | 0.00 | 0.00 | 0.00 | | | | |
| Total Number of Students Ranked | | | 174 | 131 | 95 | 176 | 576 | 23 | | 23 | |

MICHIGAN STATE UNIVERSITY
Office of the Registrar

Ranking of Cumulative Grade-Point Averages
COLLEGE OF SOCIAL SCIENCE
East Lansing Campus

Spring 1984

| Decile | Percentile | Quartile | TOTAL STUDENTS | | | | | | Graduate | | |
|---------------------------------|------------|----------|----------------|-------|------|------|-------|-------|----------|------|-------|
| | | | Undergraduate | | | | | Total | Mas. | Dr. | Total |
| | | | Frsh. | Soph. | Jr. | Sr. | Spec. | Total | | | |
| 10 | 95 | 4 | 3.46 | 3.57 | 3.67 | 3.64 | | 3.63 | 4.00 | 4.00 | 4.00 |
| | 90 | | 3.31 | 3.39 | 3.43 | 3.46 | | 3.42 | 3.95 | 3.97 | 3.95 |
| 9 | 80 | 4 | 3.01 | 3.18 | 3.18 | 3.24 | | 3.19 | 3.86 | 3.92 | 3.89 |
| | 75 | | 2.92 | 3.05 | 3.08 | 3.16 | | 3.10 | 3.83 | 3.90 | 3.86 |
| 8 | 70 | 3 | 2.81 | 2.97 | 2.97 | 3.08 | | 3.01 | 3.79 | 3.88 | 3.83 |
| | 60 | | 2.62 | 2.80 | 2.81 | 2.93 | | 2.84 | 3.72 | 3.82 | 3.76 |
| | 50 | | 2.52 | 2.65 | 2.66 | 2.78 | | 2.69 | 3.65 | 3.76 | 3.70 |
| 5 | 40 | 2 | 2.38 | 2.46 | 2.52 | 2.65 | | 2.56 | 3.57 | 3.71 | 3.64 |
| | 30 | | 2.23 | 2.28 | 2.39 | 2.53 | | 2.42 | 3.49 | 3.67 | 3.56 |
| | 25 | 3 | 2.15 | 2.21 | 2.89 | 2.46 | | 2.33 | 3.43 | 3.63 | 3.50 |
| 3 | 20 | | 2.06 | 2.13 | 2.21 | 2.39 | | 2.25 | 3.38 | 3.58 | 3.45 |
| | 10 | 1 | 1.77 | 1.96 | 2.00 | 2.20 | | 2.05 | 3.20 | 3.46 | 3.29 |
| 1 | 0 | | 0.00 | 0.00 | 0.00 | 0.00 | | 0.00 | 0.00 | 0.00 | 0.00 |
| Total Number of Students Ranked | | | 302 | 456 | 1006 | 1183 | 17 | 2964 | 481 | 266 | 747 |

MICHIGAN STATE UNIVERSITY
Office of the Registrar

Ranking of Cumulative Grade-Point Averages
COLLEGE OF VETERINARY MEDICINE
East Lansing Campus

Spring 1984

| Decile | Percentile | Quartile | TOTAL STUDENTS | | | | | | | | |
|---------------------------------|------------|----------|----------------|-------|-----|----------|-------|-------|------|-----|-------|
| | | | Undergraduate | | | Graduate | | | | | |
| | | | Frsh. | Soph. | Jr. | Sr. | Spec. | Total | Mas. | Dr. | Total |
| 10 | 95 | 4 | 3.67 | 3.77 | | | | 3.68 | | | 4.00 |
| | 90 | | 3.49 | 3.59 | | | | 3.55 | | | |
| 9 | 80 | | 3.24 | 3.31 | | | | 3.28 | | | |
| | 75 | | 3.07 | 3.26 | | | | 3.23 | | | 3.80 |
| 8 | 70 | 3 | 2.98 | 3.23 | | | | 3.10 | | | |
| 7 | 60 | | 2.85 | 3.08 | | | | 2.94 | | | |
| 6 | 50 | | 2.65 | 2.91 | | | | 2.77 | | | 3.60 |
| 5 | 40 | 2 | 2.49 | 2.72 | | | | 2.58 | | | |
| 4 | 30 | | 2.26 | 2.54 | | | | 2.38 | | | |
| | 25 | | 2.16 | 2.41 | | | | 2.26 | | | 3.36 |
| 3 | 20 | 1 | 2.06 | 2.28 | | | | 2.18 | | | |
| 2 | 10 | | 1.85 | 2.11 | | | | 1.93 | | | |
| 1 | 0 | | 0.00 | 0.00 | | | | 0.00 | | | 0.00 |
| Total Number of Students Ranked | | | 198 | 155 | | | | 353 | 29 | 28 | 57 |

MICHIGAN STATE UNIVERSITY
Office of the Registrar

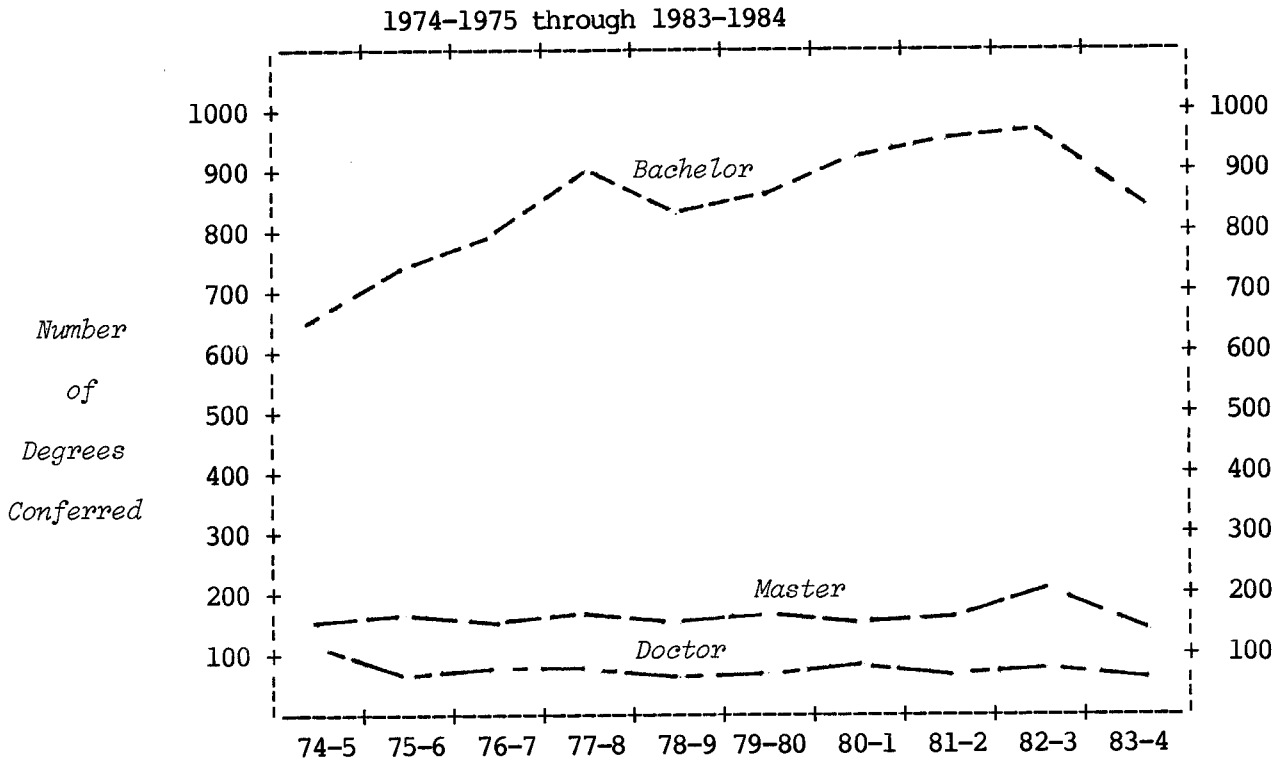
Ranking of Cumulative Grade-Point Averages
UNDERGRADUATE UNIVERSITY DIVISION - NO PREFERENCE
East Lansing Campus

Winter 1984

| <i>Decile</i> | <i>Percentile</i> | <i>Quartile</i> | TOTAL STUDENTS Undergraduate | | | | | |
|---------------------------------------|-------------------|-----------------|---------------------------------|-------|-----|-----|-------|-------|
| | | | Frsh. | Soph. | Jr. | Sr. | Spec. | Total |
| 10 | 95 | 4 | 3.55 | 3.56 | | | | 3.55 |
| | 90 | | 3.32 | 3.30 | | | | 3.31 |
| 9 | 80 | | 3.04 | 3.00 | | | | 3.02 |
| 8 | 75 | 3 | 2.94 | 2.87 | | | | 2.92 |
| | 70 | | 2.85 | 2.76 | | | | 2.83 |
| 7 | 60 | 3 | 2.68 | 2.60 | | | | 2.66 |
| 6 | 50 | | 2.51 | 2.42 | | | | 2.49 |
| 5 | 40 | 2 | 2.38 | 2.27 | | | | 2.35 |
| 4 | 30 | | 2.24 | 2.13 | | | | 2.21 |
| 3 | 25 | | 2.14 | 2.04 | | | | 2.11 |
| | 20 | 1 | 2.05 | 1.98 | | | | 2.01 |
| 2 | 10 | | 1.78 | 1.80 | | | | 1.79 |
| 1 | 0 | | 0.00 | 0.00 | | | | 0.00 |
| Total Number of Students Ranked | | | 1041 | 460 | 1 | | | 1502 |

MICHIGAN STATE UNIVERSITY
Office of the Registrar

Trendgraph of Annual Degrees Conferred
COLLEGE OF AGRICULTURE AND NATURAL RESOURCES
East Lansing Campus



TYPE OF DEGREE

| | | | | | | | | | | |
|----------------------|-----|-----|-----|-----|-----|-----|-----|-----|-----|-----|
| Bachelor of Science | 659 | 753 | 810 | 906 | 853 | 883 | 945 | 966 | 992 | 859 |
| Master of Arts | | | | | | | | | 14 | 11 |
| Master of Science | 156 | 180 | 166 | 184 | 149 | 182 | 156 | 161 | 189 | 134 |
| Total Masters | 156 | 180 | 166 | 184 | 149 | 182 | 156 | 161 | 203 | 145 |
| Doctor of Philosophy | 104 | 77 | 84 | 86 | 76 | 81 | 92 | 83 | 88 | 71 |

GENDER

| | | | | | | | | | | |
|-------|-----|-----|-----|-----|-----|-----|-----|-----|-----|-----|
| Women | 172 | 219 | 294 | 375 | 346 | 373 | 371 | 427 | 490 | 363 |
| Men | 747 | 791 | 766 | 801 | 732 | 773 | 822 | 783 | 793 | 712 |

TERM

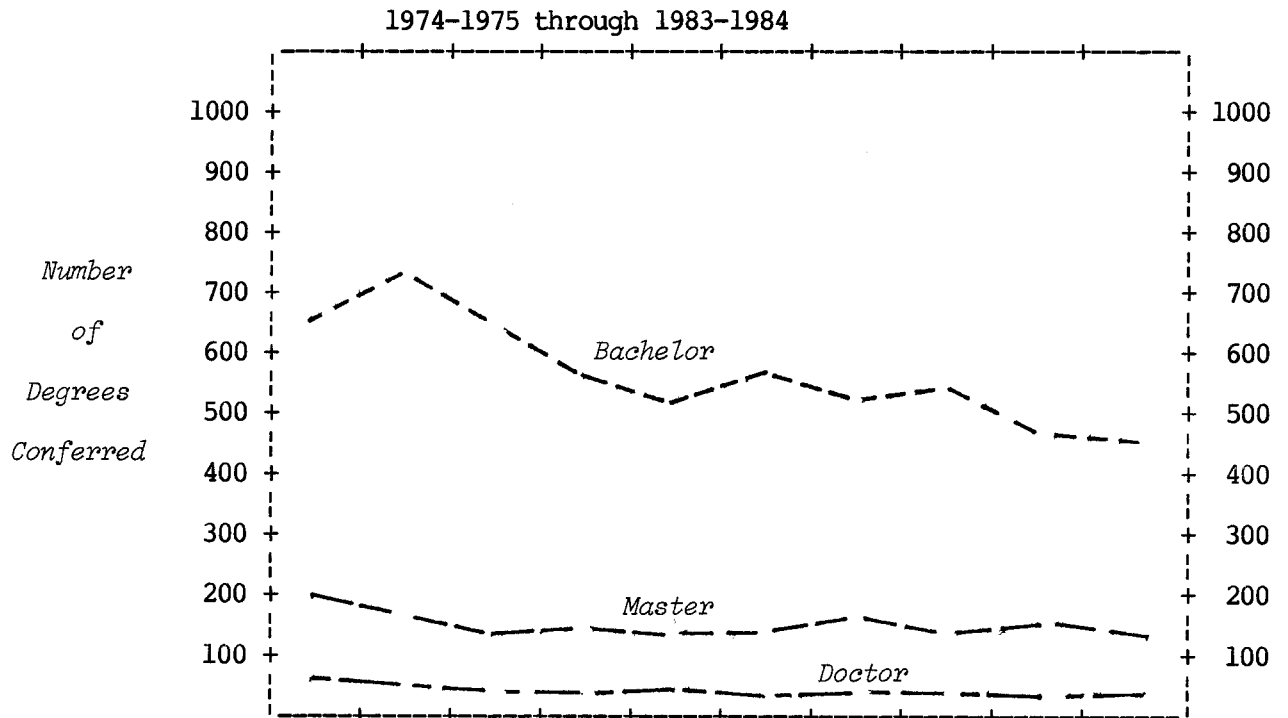
| | | | | | | | | | | |
|--------|-----|-----|-----|-----|-----|-----|-----|-----|-----|-----|
| Summer | 126 | 159 | 158 | 216 | 165 | 190 | 221 | 193 | 263 | 223 |
| Fall | 185 | 192 | 199 | 205 | 199 | 265 | 259 | 268 | 317 | 265 |
| Winter | 182 | 171 | 224 | 215 | 239 | 217 | 205 | 244 | 243 | 196 |
| Spring | 426 | 488 | 479 | 540 | 475 | 474 | 508 | 505 | 460 | 391 |

| | | | | | | | | | | |
|---------------|-----|------|------|------|------|------|------|------|------|------|
| TOTAL COLLEGE | 919 | 1010 | 1060 | 1176 | 1078 | 1146 | 1193 | 1210 | 1283 | 1075 |
|---------------|-----|------|------|------|------|------|------|------|------|------|

| | | | | | | | | | | |
|----------------------|--|-----|------|------|------|-----|------|-----|------|-------|
| % Increase - College | | 9.9 | 5.0 | 10.9 | -8.3 | 6.3 | 4.1 | 1.4 | 6.0 | -16.2 |
| - Campus | | 5.4 | -2.5 | -2.8 | -3.9 | 5.9 | -0.6 | 3.4 | -6.1 | -5.2 |

MICHIGAN STATE UNIVERSITY
Office of the Registrar

Trendgraph of Annual Degrees Conferred
COLLEGE OF ARTS AND LETTERS
East Lansing Campus

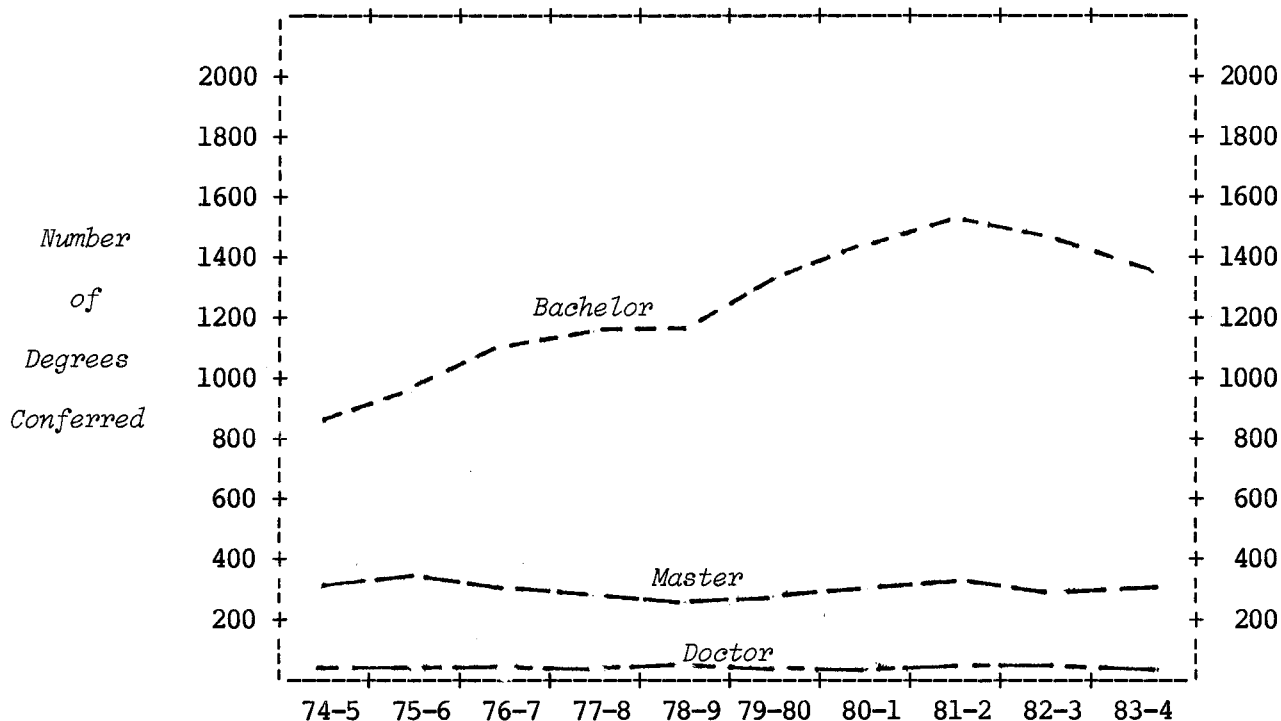


| <u>TYPE OF DEGREE</u> | 74-5 | 75-6 | 76-7 | 77-8 | 78-9 | 79-80 | 80-1 | 81-2 | 82-3 | 83-4 |
|--|------|------|-------|-------|------|-------|------|------|------|------|
| Bachelor of Arts | 522 | 591 | 500 | 428 | 379 | 416 | 384 | 411 | 354 | 349 |
| Bachelor of Fine Arts | 59 | 53 | 61 | 57 | 65 | 68 | 63 | 58 | 53 | 52 |
| Bachelor of Music | 78 | 99 | 87 | 79 | 70 | 103 | 89 | 78 | 72 | 62 |
| Total Bachelors | 659 | 743 | 648 | 564 | 514 | 587 | 536 | 547 | 479 | 463 |
| Master of Arts | 145 | 111 | 104 | 102 | 89 | 82 | 97 | 82 | 102 | 89 |
| Master of Arts for Teachers | 1 | | | | | | | | | |
| Master of Fine Arts | 19 | 23 | 11 | 12 | 11 | 18 | 13 | 17 | 11 | 10 |
| Master of Music | 35 | 37 | 28 | 32 | 33 | 36 | 49 | 30 | 37 | 34 |
| Total Masters | 200 | 171 | 143 | 146 | 133 | 136 | 159 | 129 | 150 | 133 |
| Doctor of Musical Arts | | | | | | | | | | 3 |
| Doctor of Philosophy | 56 | 47 | 36 | 27 | 41 | 27 | 35 | 36 | 27 | 34 |
| Total Doctors | 56 | 47 | 36 | 27 | 41 | 27 | 35 | 36 | 27 | 37 |
| Diploma for Advanced Graduate Study | 3 | 2 | 1 | | 1 | 3 | 1 | | | 1 |
| <u>GENDER</u> | | | | | | | | | | |
| Women | 515 | 571 | 503 | 450 | 410 | 452 | 442 | 432 | 389 | 395 |
| Men | 403 | 392 | 325 | 287 | 279 | 301 | 289 | 280 | 267 | 239 |
| <u>TERM</u> | | | | | | | | | | |
| Summer | 231 | 237 | 220 | 207 | 178 | 209 | 190 | 181 | 177 | 141 |
| Fall | 133 | 156 | 140 | 111 | 137 | 141 | 139 | 117 | 111 | 110 |
| Winter | 150 | 136 | 109 | 112 | 110 | 117 | 108 | 103 | 85 | 100 |
| Spring | 404 | 434 | 359 | 307 | 264 | 286 | 294 | 311 | 283 | 283 |
| <u>TOTAL COLLEGE</u> | 918 | 963 | 828 | 737 | 689 | 753 | 731 | 712 | 656 | 634 |
| % Increase - College | | 4.9 | -14.0 | -11.0 | -6.5 | 9.3 | -2.9 | -2.6 | -7.9 | -3.4 |
| - Campus | | 5.4 | -2.5 | -2.8 | -3.9 | 5.9 | -0.6 | 3.4 | -6.1 | -5.2 |

MICHIGAN STATE UNIVERSITY
Office of the Registrar

Trendgraph of Annual Degrees Conferred
COLLEGE OF BUSINESS
East Lansing Campus

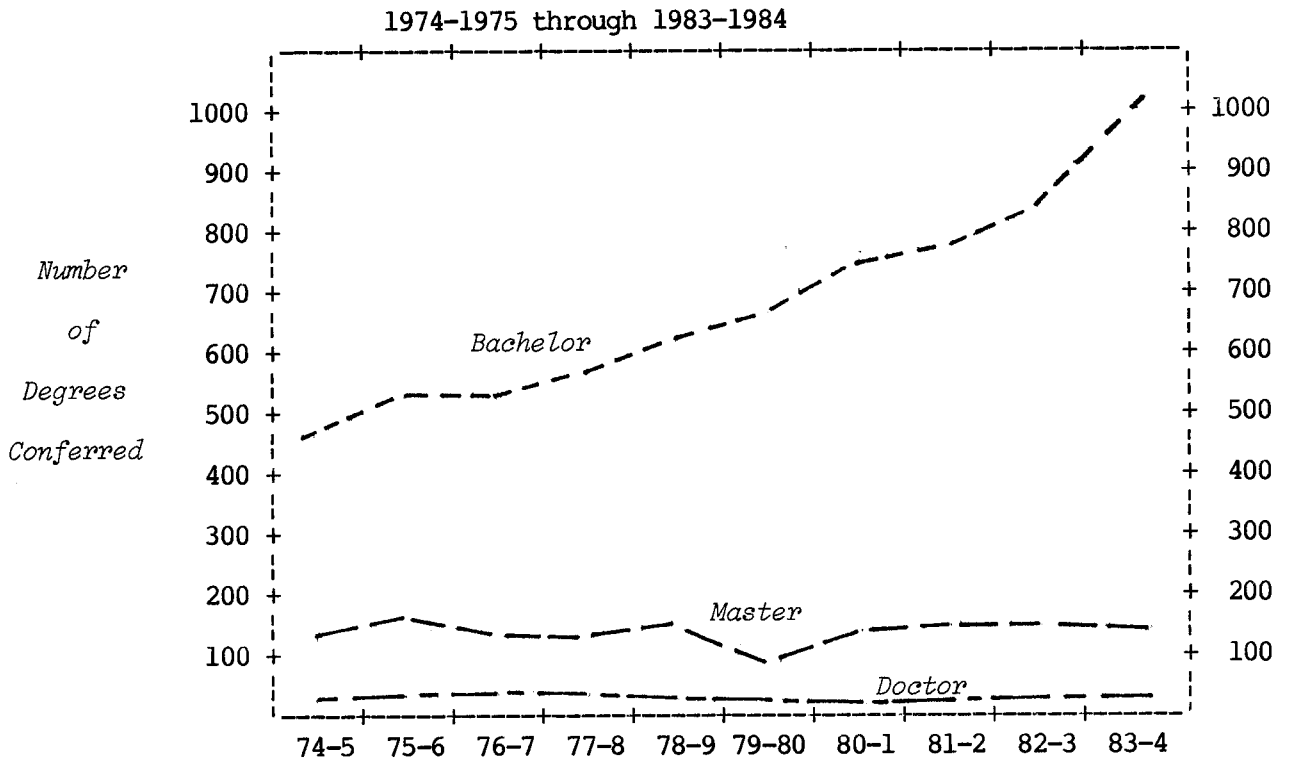
1974-1975 through 1983-1984



| <u>TYPE OF DEGREE</u> | 74-5 | 75-6 | 76-7 | 77-8 | 78-9 | 79-80 | 80-1 | 81-2 | 82-3 | 83-4 |
|-----------------------------------|------|------|------|------|------|-------|------|------|------|------|
| Bachelor of Arts | 843 | 960 | 1119 | 1179 | 1182 | 1346 | 1424 | 1549 | 1473 | 1379 |
| Master of Arts | 20 | 25 | 24 | 20 | 16 | 10 | 8 | 10 | 6 | 20 |
| Master of Business Administration | 293 | 316 | 277 | 250 | 214 | 237 | 265 | 298 | 275 | 272 |
| Master of Science | | 1 | 3 | 1 | 3 | 3 | | | | |
| Total Masters | 313 | 342 | 304 | 271 | 233 | 250 | 273 | 308 | 281 | 292 |
| Doctor of Business Administration | 1 | | | | | | | | | |
| Doctor of Philosophy | 36 | 26 | 27 | 15 | 35 | 20 | 20 | 23 | 25 | 13 |
| Total Doctors | 37 | 26 | 27 | 15 | 35 | 20 | 20 | 23 | 25 | 13 |
| <u>GENDER</u> | | | | | | | | | | |
| Women | 218 | 264 | 365 | 406 | 476 | 515 | 575 | 692 | 701 | 637 |
| Men | 975 | 1064 | 1085 | 1059 | 974 | 1101 | 1142 | 1188 | 1078 | 1047 |
| <u>TERM</u> | | | | | | | | | | |
| Summer | 198 | 217 | 267 | 284 | 305 | 334 | 346 | 372 | 375 | 302 |
| Fall | 237 | 208 | 272 | 251 | 259 | 291 | 314 | 378 | 358 | 323 |
| Winter | 177 | 235 | 187 | 214 | 205 | 211 | 215 | 243 | 194 | 228 |
| Spring | 581 | 668 | 724 | 716 | 681 | 780 | 842 | 887 | 852 | 831 |
| TOTAL COLLEGE | 1193 | 1328 | 1450 | 1465 | 1450 | 1616 | 1717 | 1880 | 1779 | 1684 |
| % Increase - College | | 11.3 | 9.2 | 1.0 | -1.0 | 11.4 | 6.3 | 9.5 | -5.4 | -5.3 |
| - Campus | | 5.4 | -2.5 | -2.8 | -3.9 | 5.9 | -0.6 | 3.4 | -6.1 | -5.2 |

MICHIGAN STATE UNIVERSITY
Office of the Registrar

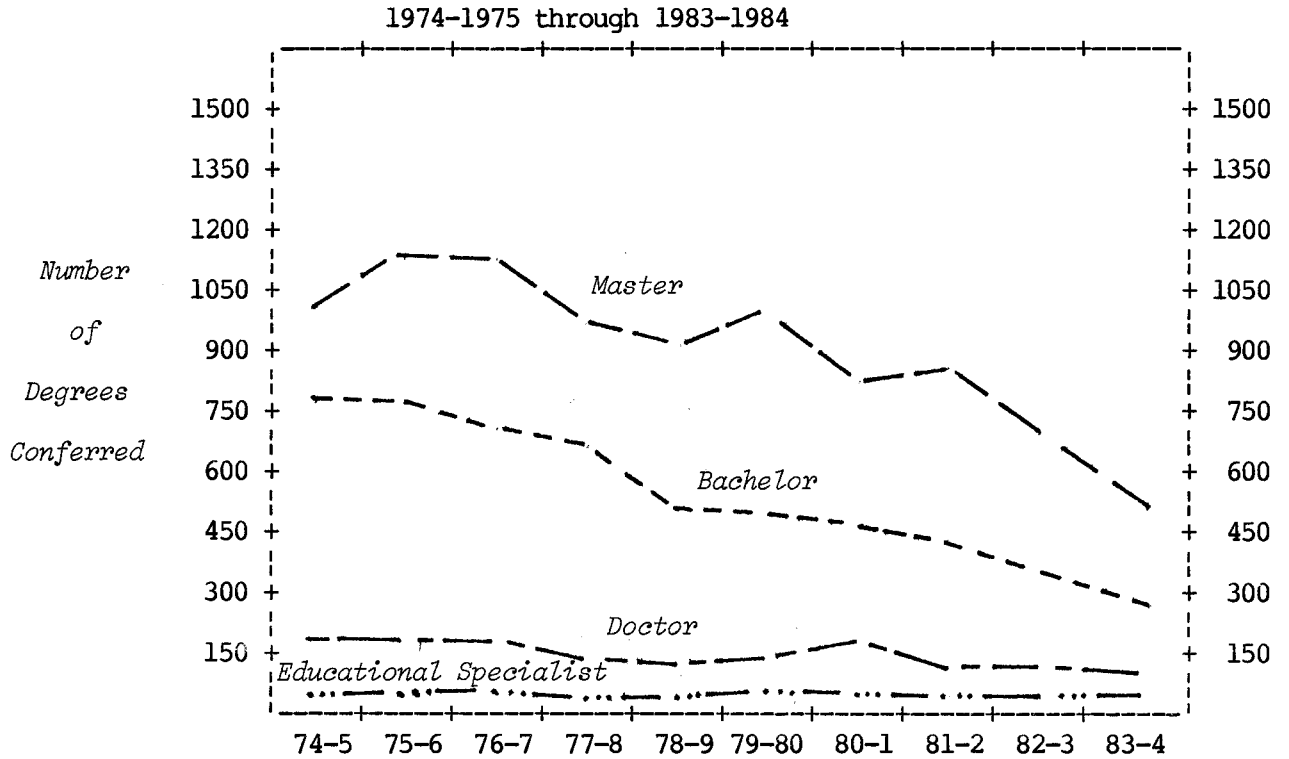
Trendgraph of Annual Degrees Conferred
COLLEGE OF COMMUNICATION ARTS AND SCIENCES
East Lansing Campus



| <u>TYPE OF DEGREE</u> | 74-5 | 75-6 | 76-7 | 77-8 | 78-9 | 79-80 | 80-1 | 81-2 | 82-3 | 83-4 |
|-----------------------|------|------|------|------|------|-------|------|------|------|------|
| Bachelor of Arts | 478 | 529 | 529 | 573 | 612 | 676 | 756 | 787 | 848 | 1035 |
| Master of Arts | 125 | 161 | 137 | 113 | 133 | 90 | 114 | 119 | 125 | 122 |
| Doctor of Philosophy | 8 | 17 | 19 | 16 | 12 | 7 | 3 | 8 | 9 | 11 |
| <u>GENDER</u> | | | | | | | | | | |
| Women | 275 | 346 | 366 | 381 | 460 | 443 | 515 | 548 | 568 | 705 |
| Men | 336 | 361 | 319 | 321 | 297 | 330 | 358 | 366 | 414 | 463 |
| <u>TERM</u> | | | | | | | | | | |
| Summer | 134 | 162 | 172 | 153 | 193 | 191 | 228 | 219 | 219 | 250 |
| Fall | 103 | 127 | 108 | 95 | 127 | 118 | 148 | 158 | 182 | 227 |
| Winter | 90 | 133 | 101 | 95 | 102 | 116 | 111 | 127 | 143 | 197 |
| Spring | 284 | 285 | 304 | 359 | 335 | 348 | 386 | 410 | 438 | 494 |
| TOTAL COLLEGE | 611 | 707 | 685 | 702 | 757 | 773 | 873 | 914 | 982 | 1168 |
| % Increase - College | | 15.7 | -3.1 | 2.5 | 7.8 | 2.1 | 12.9 | 4.7 | 7.4 | 18.9 |
| - Campus | | 5.4 | -2.5 | -2.8 | -3.9 | 5.9 | -0.6 | 3.4 | -6.1 | -5.2 |

MICHIGAN STATE UNIVERSITY
Office of the Registrar

Trendgraph of Annual Degrees Conferred
COLLEGE OF EDUCATION
East Lansing Campus

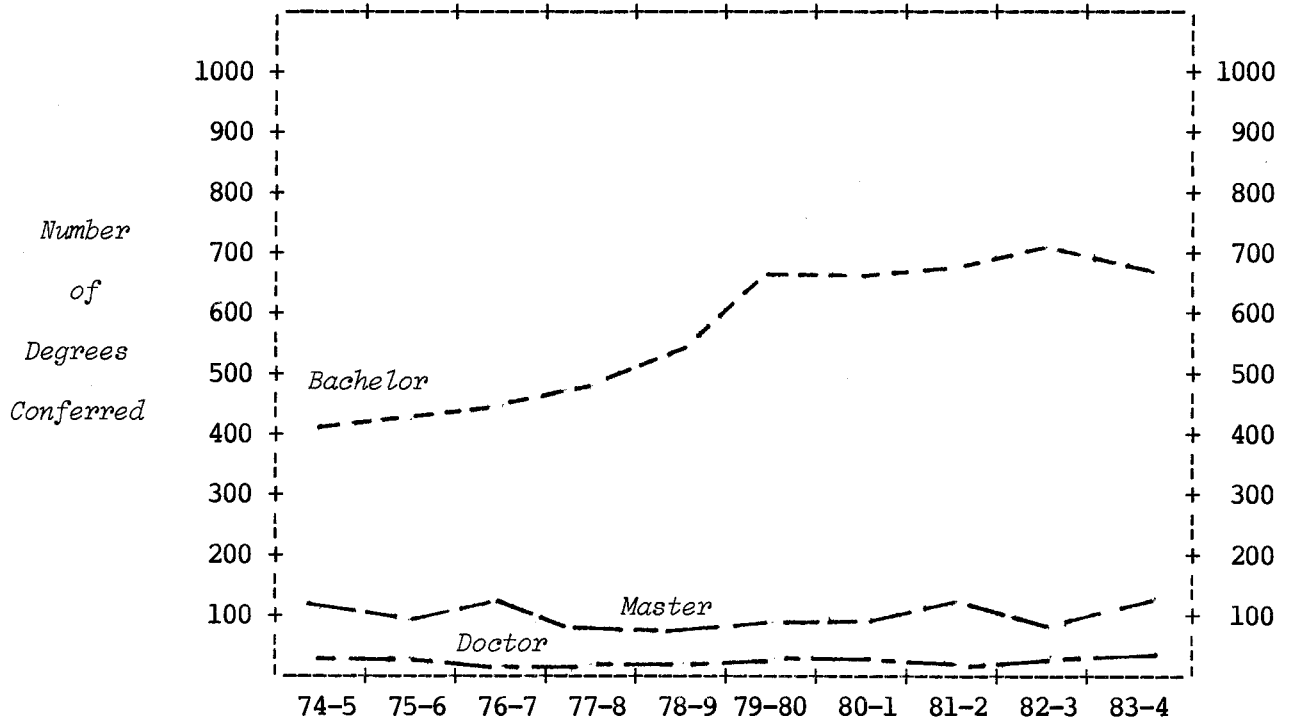


| TYPE OF DEGREE | 74-5 | 75-6 | 76-7 | 77-8 | 78-9 | 79-80 | 80-1 | 81-2 | 82-3 | 83-4 |
|------------------------|------|------|------|------|-------|-------|-------|------|-------|-------|
| Bachelor of Arts | 605 | 599 | 542 | 498 | 380 | 340 | 324 | 312 | 282 | 239 |
| Bachelor of Science | 175 | 168 | 180 | 185 | 148 | 175 | 133 | 133 | 64 | 53 |
| Total Bachelors | 780 | 767 | 722 | 683 | 528 | 515 | 457 | 445 | 346 | 292 |
| Master of Arts | 1016 | 1137 | 1135 | 995 | 910 | 1018 | 853 | 892 | 738 | 532 |
| Doctor of Education | 3 | 2 | 3 | 1 | 1 | 1 | 2 | | 1 | |
| Doctor of Philosophy | 161 | 155 | 151 | 139 | 124 | 143 | 153 | 132 | 128 | 100 |
| Total Doctors | 164 | 157 | 154 | 140 | 125 | 144 | 155 | 132 | 129 | 100 |
| Educational Specialist | 59 | 52 | 56 | 45 | 45 | 46 | 39 | 40 | 39 | 42 |
| GENDER | | | | | | | | | | |
| Women | 1235 | 1363 | 1357 | 1250 | 1073 | 1184 | 1035 | 1009 | 875 | 671 |
| Men | 784 | 750 | 710 | 613 | 535 | 539 | 469 | 500 | 377 | 295 |
| TERM | | | | | | | | | | |
| Summer | 657 | 776 | 779 | 716 | 569 | 649 | 538 | 496 | 424 | 322 |
| Fall | 360 | 311 | 317 | 297 | 339 | 370 | 315 | 410 | 285 | 207 |
| Winter | 251 | 298 | 286 | 231 | 253 | 217 | 192 | 202 | 165 | 152 |
| Spring | 751 | 728 | 685 | 619 | 447 | 487 | 459 | 401 | 378 | 285 |
| TOTAL COLLEGE | 2019 | 2113 | 2067 | 1863 | 1608 | 1723 | 1504 | 1509 | 1252 | 966 |
| % Increase - College | | 4.7 | -2.2 | -9.9 | -13.7 | 7.2 | -12.7 | 0.3 | -17.0 | -22.8 |
| - Campus | | 5.4 | -2.5 | -2.8 | -3.9 | 5.9 | -0.6 | 3.4 | -6.1 | -5.2 |

MICHIGAN STATE UNIVERSITY
Office of the Registrar

Trendgraph of Annual Degrees Conferred
COLLEGE OF ENGINEERING
East Lansing Campus

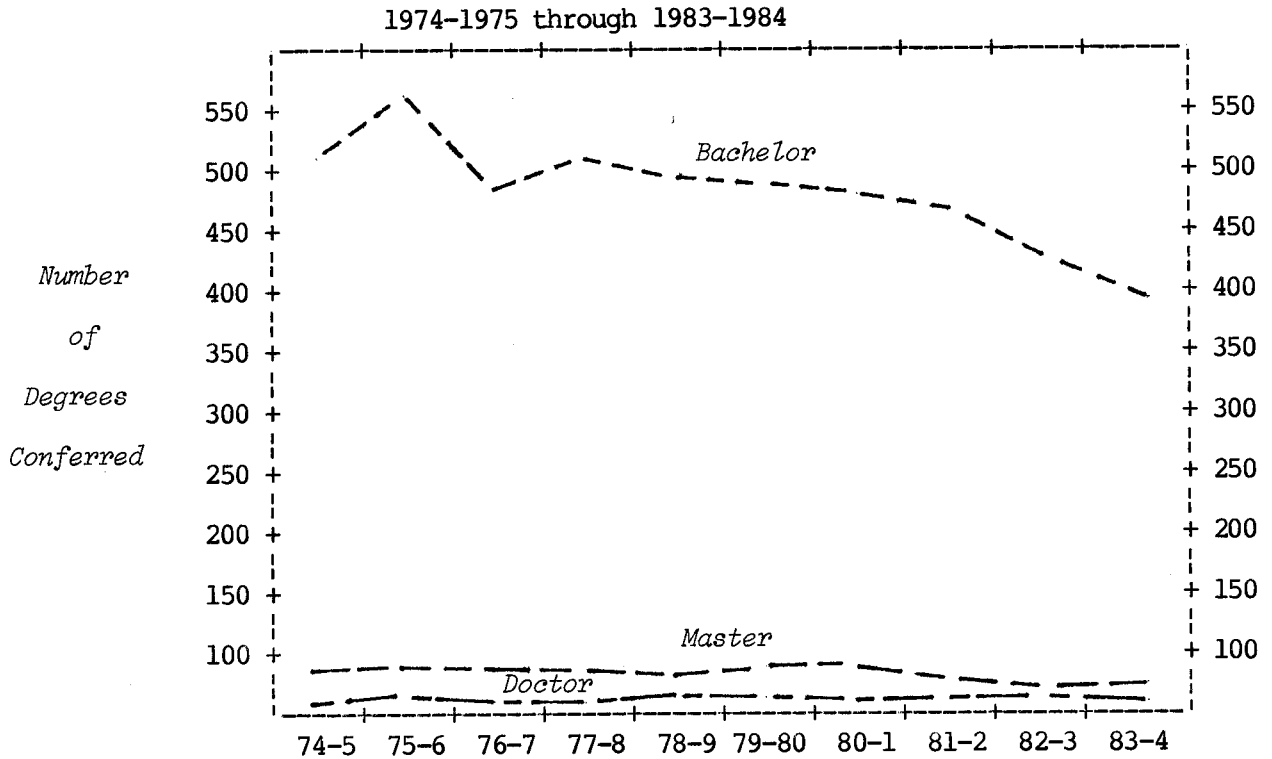
1974-1975 through 1983-1984



| <u>TYPE OF DEGREE</u> | 74-5 | 75-6 | 76-7 | 77-8 | 78-9 | 79-80 | 80-1 | 81-2 | 82-3 | 83-4 |
|-----------------------|------|------|------|------|------|-------|------|------|------|------|
| Bachelor of Science | 407 | 427 | 458 | 498 | 546 | 682 | 678 | 686 | 708 | 681 |
| Master of Science | 104 | 99 | 108 | 89 | 91 | 96 | 96 | 103 | 89 | 110 |
| Doctor of Philosophy | 17 | 19 | 9 | 11 | 14 | 23 | 19 | 12 | 26 | 28 |
| <u>GENDER</u> | | | | | | | | | | |
| Women | 30 | 45 | 55 | 69 | 85 | 122 | 145 | 162 | 155 | 168 |
| Men | 498 | 500 | 520 | 529 | 566 | 679 | 648 | 639 | 668 | 651 |
| <u>TERM</u> | | | | | | | | | | |
| Summer | 50 | 60 | 76 | 82 | 93 | 124 | 155 | 135 | 110 | 135 |
| Fall | 66 | 76 | 76 | 103 | 90 | 151 | 140 | 126 | 126 | 140 |
| Winter | 98 | 86 | 89 | 83 | 99 | 138 | 136 | 109 | 148 | 135 |
| Spring | 314 | 323 | 334 | 330 | 369 | 388 | 362 | 431 | 439 | 409 |
| TOTAL COLLEGE | 528 | 545 | 575 | 598 | 651 | 801 | 793 | 801 | 823 | 819 |
| % Increase - College | | 3.2 | 5.5 | 4.0 | 8.9 | 23.0 | -1.0 | 1.0 | 2.7 | -0.5 |
| - Campus | | 5.4 | -2.5 | -2.8 | -3.9 | 5.9 | -0.6 | 3.4 | -6.1 | -5.2 |

MICHIGAN STATE UNIVERSITY
Office of the Registrar

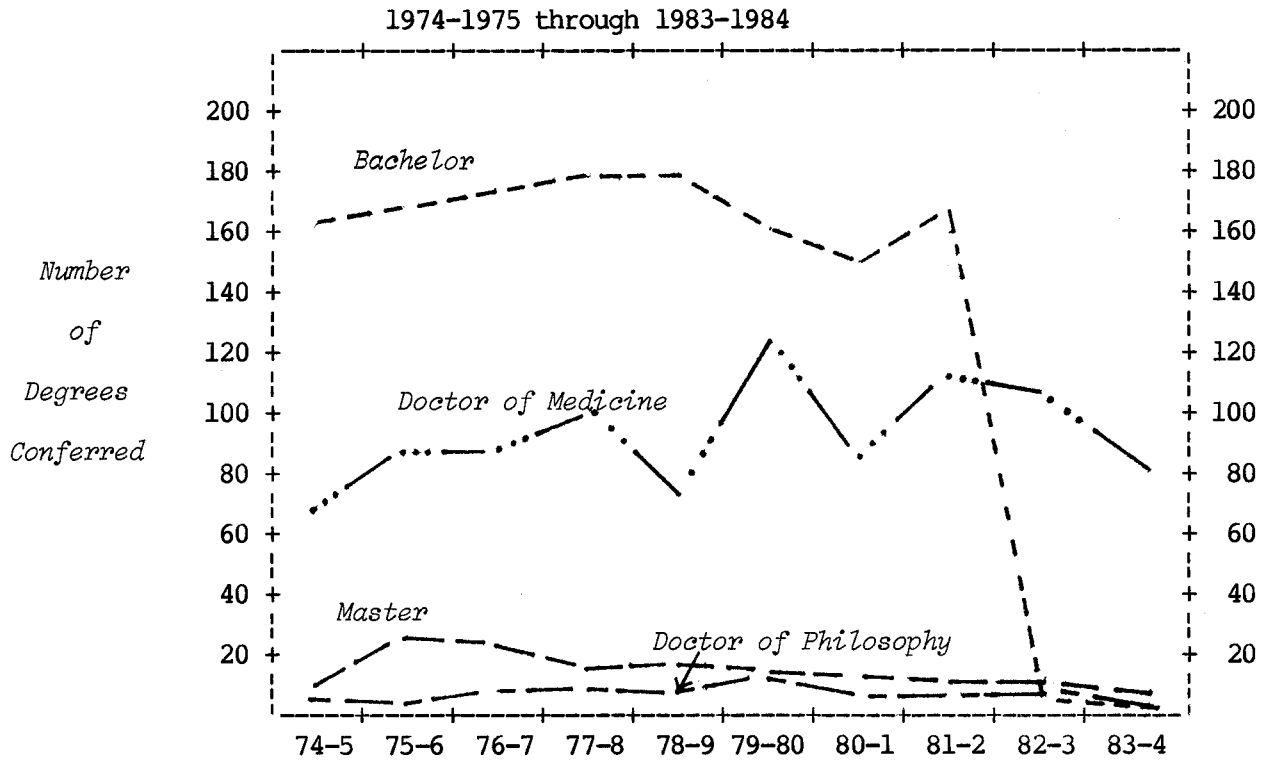
Trendgraph of Annual Degrees Conferred
COLLEGE OF HUMAN ECOLOGY
East Lansing Campus



| <u>TYPE OF DEGREE</u> | 74-5 | 75-6 | 76-7 | 77-8 | 78-9 | 79-80 | 80-1 | 81-2 | 82-3 | 83-4 |
|-----------------------|------|------|-------|------|------|-------|------|------|------|------|
| Bachelor of Arts | 35 | 48 | 38 | 40 | 44 | 38 | 48 | 40 | 36 | 38 |
| Bachelor of Science | 469 | 511 | 448 | 465 | 453 | 458 | 427 | 423 | 390 | 350 |
| Total Bachelors | 504 | 559 | 486 | 505 | 497 | 496 | 475 | 463 | 426 | 388 |
| Master of Arts | 65 | 60 | 63 | 57 | 37 | 58 | 55 | 39 | 29 | 24 |
| Master of Science | 14 | 31 | 21 | 26 | 23 | 13 | 22 | 18 | 12 | 20 |
| Total Masters | 79 | 91 | 84 | 83 | 60 | 71 | 77 | 57 | 41 | 44 |
| Doctor of Philosophy | 9 | 18 | 14 | 9 | 20 | 16 | 12 | 12 | 15 | 5 |
| <u>GENDER</u> | | | | | | | | | | |
| Women | 567 | 644 | 556 | 567 | 536 | 550 | 534 | 500 | 455 | 398 |
| Men | 25 | 24 | 28 | 30 | 41 | 33 | 30 | 32 | 27 | 39 |
| <u>TERM</u> | | | | | | | | | | |
| Summer | 109 | 110 | 105 | 108 | 125 | 130 | 133 | 89 | 98 | 87 |
| Fall | 70 | 105 | 75 | 73 | 101 | 106 | 87 | 107 | 80 | 83 |
| Winter | 86 | 114 | 99 | 89 | 81 | 95 | 93 | 80 | 82 | 54 |
| Spring | 327 | 339 | 305 | 327 | 270 | 252 | 251 | 256 | 222 | 213 |
| TOTAL COLLEGE | 592 | 668 | 584 | 597 | 577 | 583 | 564 | 532 | 482 | 437 |
| % Increase - College | | 12.8 | -12.6 | 2.2 | -3.4 | 1.0 | -3.3 | -5.7 | -9.4 | -9.3 |
| - Campus | | 5.4 | -2.5 | -2.8 | -3.9 | 5.9 | -0.6 | 3.4 | -6.1 | -5.2 |

MICHIGAN STATE UNIVERSITY
Office of the Registrar

Trendgraph of Annual Degrees Conferred
COLLEGE OF HUMAN MEDICINE
East Lansing Campus

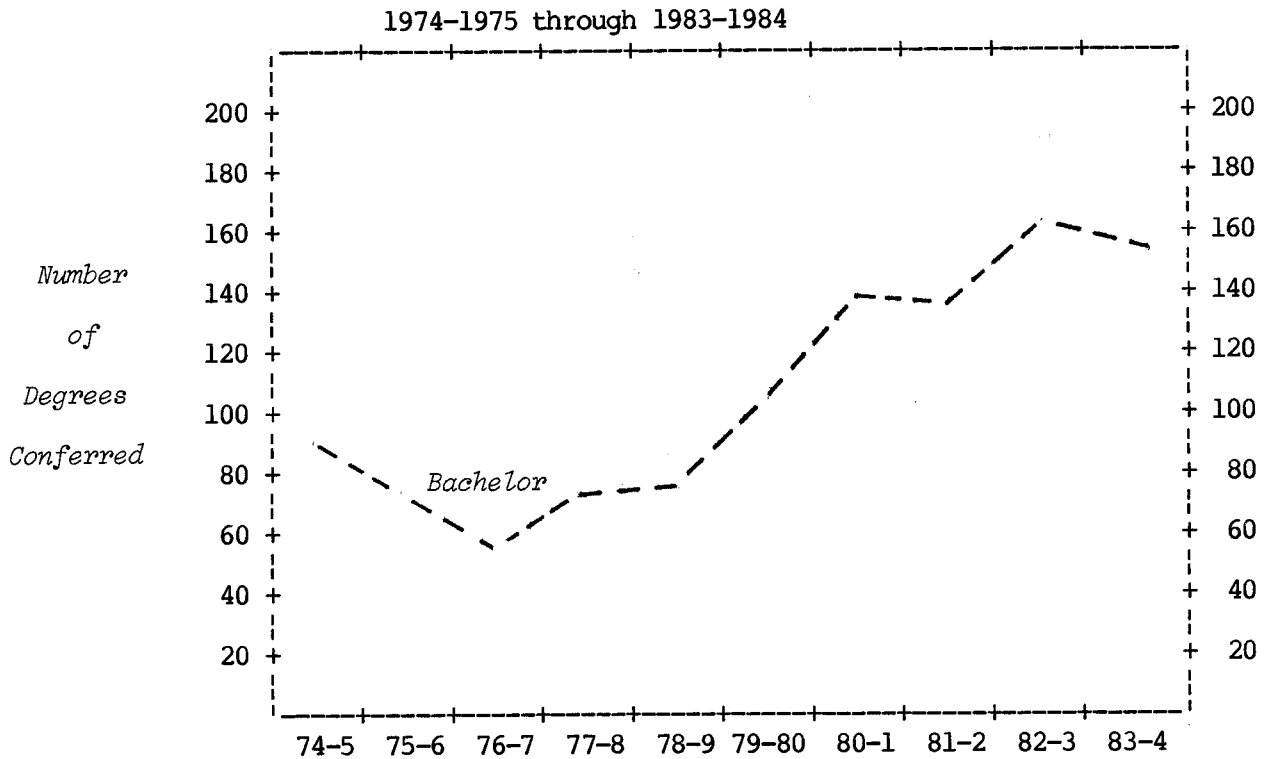


| <u>TYPE OF DEGREE</u> | 74-5 | 75-6 | 76-7 | 77-8 | 78-9 | 79-80 | 80-1 | 81-2 | 82-3 | 83-4 |
|----------------------------------|------|------|------|------|------|-------|-------|------|-------|-------|
| Bachelor of Science ¹ | 162 | 171 | 178 | 180 | 180 | 161 | 152 | 169 | 3 | 2 |
| Master of Arts | | | | | | 1 | | | | |
| Master of Science | 10 | 25 | 21 | 17 | 17 | 8 | 13 | 12 | 10 | 6 |
| Total Masters | 10 | 25 | 21 | 17 | 17 | 9 | 13 | 12 | 10 | 6 |
| Doctor of Philosophy | 7 | 3 | 8 | 9 | 8 | 15 | 5 | 6 | 9 | 4 |
| Doctor of Medicine | 68 | 89 | 90 | 103 | 77 | 126 | 88 | 117 | 109 | 82 |
| <u>GENDER</u> | | | | | | | | | | |
| Women | 135 | 149 | 166 | 192 | 163 | 156 | 143 | 167 | 53 | 43 |
| Men | 112 | 139 | 131 | 117 | 119 | 155 | 115 | 137 | 78 | 51 |
| <u>TERM</u> | | | | | | | | | | |
| Summer | 18 | 32 | 30 | 36 | 36 | 65 | 39 | 45 | 27 | 22 |
| Fall | 32 | 30 | 31 | 33 | 18 | 39 | 24 | 37 | 15 | 9 |
| Winter | 30 | 49 | 52 | 38 | 48 | 25 | 23 | 43 | 36 | 5 |
| Spring | 167 | 177 | 184 | 202 | 180 | 182 | 172 | 179 | 53 | 58 |
| TOTAL COLLEGE | 247 | 288 | 297 | 309 | 282 | 311 | 258 | 304 | 131 | 94 |
| % Increase - College | | 16.6 | 3.1 | 4.0 | -8.7 | 10.3 | -17.0 | 17.8 | -56.9 | -28.2 |
| - Campus | | 5.4 | -2.5 | -2.8 | -3.9 | 5.9 | -0.6 | 3.4 | -6.1 | -5.2 |

Note: 1) Effective Summer Term 1982, degrees in Medical Technology are conferred by the College of Natural Science.

MICHIGAN STATE UNIVERSITY
Office of the Registrar

Trendgraph of Annual Degrees Conferred
JAMES MADISON COLLEGE
East Lansing Campus



TYPE OF DEGREE
Bachelor of Arts

GENDER

Women
Men

TERM

Summer
Fall
Winter
Spring

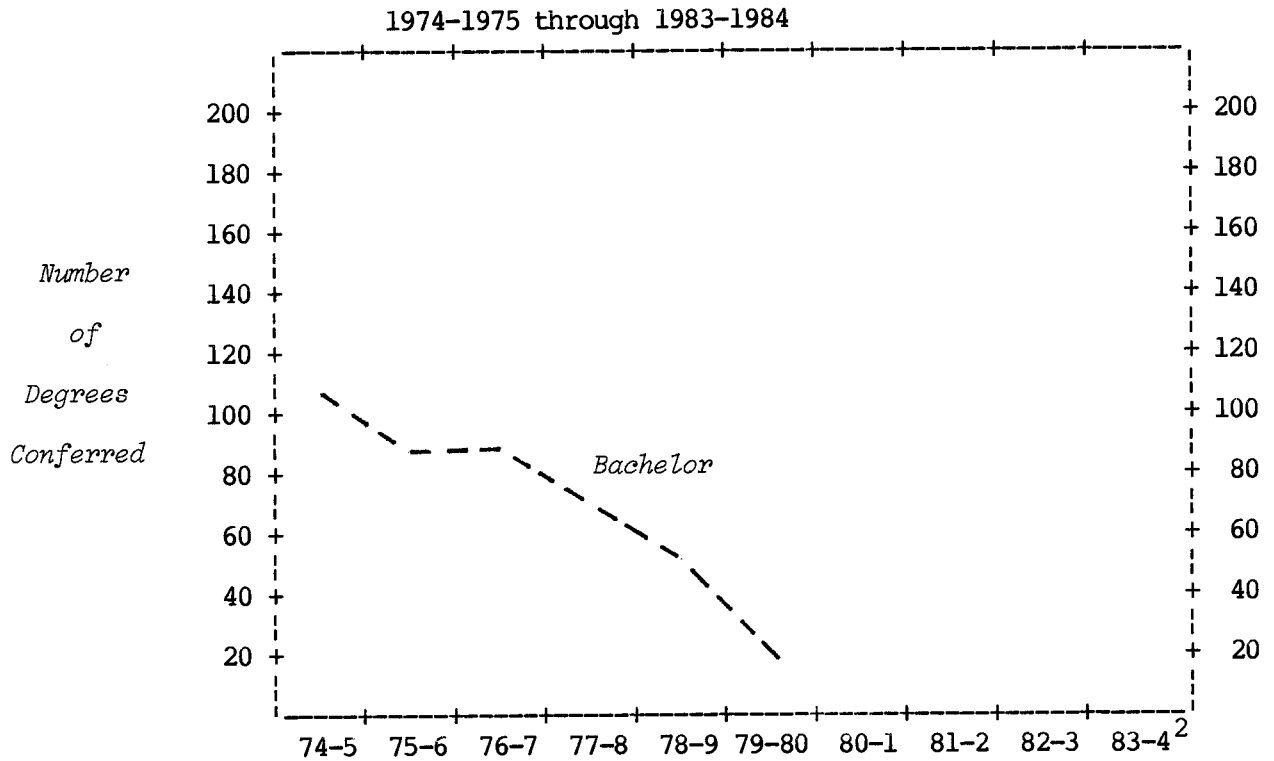
TOTAL COLLEGE

% Increase - College
- Campus

| | | | | | | | | | |
|-------|-------|------|------|------|------|------|------|------|-----|
| 89 | 76 | 56 | 73 | 77 | 102 | 139 | 138 | 161 | 155 |
| 32 | 27 | 19 | 34 | 29 | 44 | 57 | 70 | 69 | 58 |
| 57 | 49 | 37 | 39 | 48 | 58 | 82 | 68 | 92 | 97 |
| 8 | 11 | 13 | 8 | 13 | 12 | 23 | 19 | 11 | 30 |
| 9 | 11 | 6 | 10 | 12 | 17 | 19 | 30 | 31 | 30 |
| 19 | 15 | 12 | 11 | 16 | 18 | 27 | 24 | 33 | 29 |
| 53 | 39 | 25 | 44 | 36 | 55 | 70 | 65 | 86 | 66 |
| 89 | 76 | 56 | 73 | 77 | 102 | 139 | 138 | 161 | 155 |
| -14.6 | -26.3 | 30.4 | 5.5 | 32.5 | 36.3 | -0.7 | 16.7 | -3.7 | |
| 5.4 | -2.5 | -2.8 | -3.9 | 5.9 | -0.6 | 3.4 | -6.1 | -5.2 | |

MICHIGAN STATE UNIVERSITY
Office of the Registrar

Trendgraph of Annual Degrees Conferred
JUSTIN MORRILL COLLEGE¹
East Lansing Campus



TYPE OF DEGREE
Bachelor of Arts

| | | | | | | |
|------|------|------|------|------|-------|-------------------|
| 74-5 | 75-6 | 76-7 | 77-8 | 78-9 | 79-80 | 83-4 ² |
| 110 | 89 | 89 | 75 | 54 | 20 | 1 |

GENDER

| | | | | | | | |
|-------|----|----|----|----|----|----|---|
| Women | 75 | 47 | 55 | 32 | 34 | 15 | |
| Men | 35 | 42 | 34 | 43 | 20 | 5 | 1 |

TERM

| | | | | | | | |
|--------|----|----|----|----|----|----|---|
| Summer | 20 | 14 | 23 | 23 | 14 | 20 | |
| Fall | 20 | 25 | 21 | 15 | 11 | | |
| Winter | 16 | 19 | 10 | 8 | 15 | | |
| Spring | 54 | 31 | 35 | 29 | 14 | | 1 |

TOTAL COLLEGE

| | | | | | | |
|------|------|------|------|------|-------|-------------------|
| 74-5 | 75-6 | 76-7 | 77-8 | 78-9 | 79-80 | 83-4 ² |
| 110 | 89 | 89 | 75 | 54 | 20 | 1 |

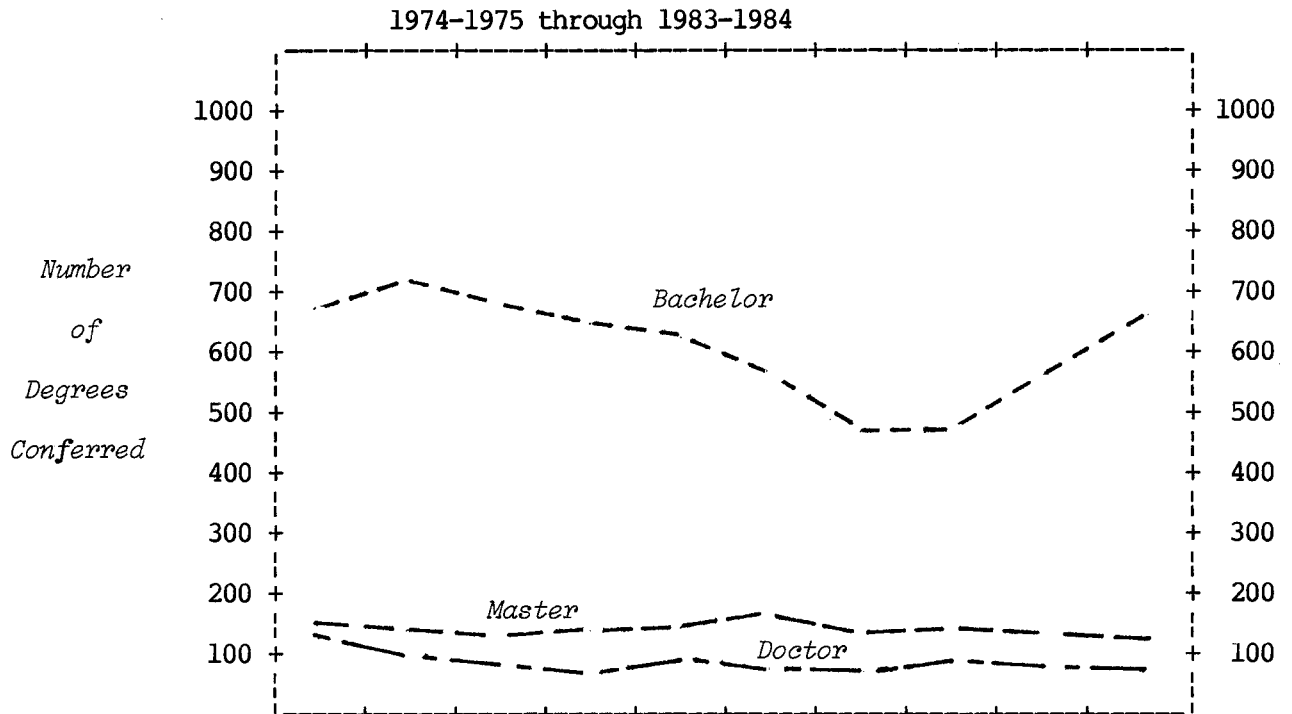
% Increase - College
- Campus

| | | | | | | |
|-------|------|-------|-------|-------|-------|-------------------|
| 74-5 | 75-6 | 76-7 | 77-8 | 78-9 | 79-80 | 83-4 ² |
| -19.1 | | -15.7 | -28.0 | -63.0 | | |
| 5.4 | -2.5 | -2.8 | -3.9 | 5.9 | | -5.2 |

- Notes: 1) Justin Morrill College was phased out Summer Term 1979.
2) Degree shown in 1983-1984 was earned in Spring Term 1976 but not awarded until Spring 1984.

MICHIGAN STATE UNIVERSITY
Office of the Registrar

Trendgraph of Annual Degrees Conferred
COLLEGE OF NATURAL SCIENCE
East Lansing Campus

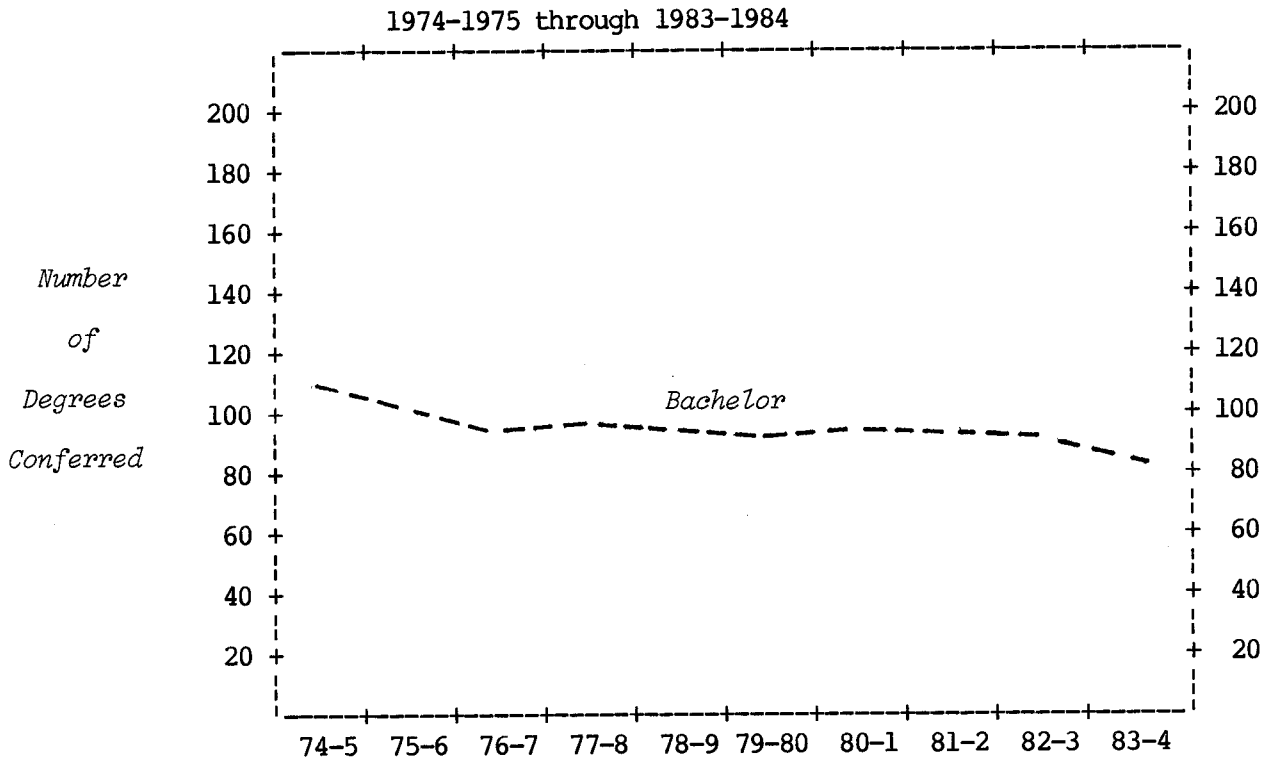


| <u>TYPE OF DEGREE</u> | 74-5 | 75-6 | 76-7 | 77-8 | 78-9 | 79-80 | 80-1 | 81-2 | 82-3 | 83-4 |
|-------------------------------------|------|------|------|------|------|-------|-------|------|------|------|
| Bachelor of Arts | 22 | 34 | 28 | 37 | 23 | 17 | 19 | 40 | 20 | 21 |
| Bachelor of Science ¹ | 661 | 676 | 666 | 610 | 589 | 542 | 452 | 427 | 535 | 650 |
| Total Bachelors | 683 | 710 | 694 | 647 | 612 | 559 | 471 | 467 | 555 | 671 |
| Master of Arts | 7 | 3 | 2 | 3 | 2 | 3 | 1 | 6 | 4 | 5 |
| Master of Arts for Teachers | 17 | 17 | 13 | 20 | 13 | 15 | 13 | 5 | 7 | 2 |
| Master of Nursing | | | | 1 | 3 | 2 | | | | |
| Master of Science | 126 | 122 | 114 | 110 | 124 | 132 | 98 | 110 | 95 | 97 |
| Total Masters | 150 | 142 | 129 | 134 | 142 | 152 | 112 | 121 | 106 | 104 |
| Doctor of Philosophy | 116 | 94 | 89 | 60 | 89 | 82 | 72 | 96 | 76 | 65 |
| Diploma for Advanced Graduate Study | | | | | 1 | | 2 | | | |
| <u>GENDER</u> | | | | | | | | | | |
| Women | 295 | 318 | 296 | 298 | 332 | 328 | 204 | 231 | 278 | 311 |
| Men | 654 | 628 | 616 | 543 | 512 | 465 | 453 | 453 | 459 | 529 |
| <u>TERM</u> | | | | | | | | | | |
| Summer | 167 | 183 | 154 | 165 | 165 | 170 | 139 | 149 | 146 | 151 |
| Fall | 150 | 161 | 128 | 136 | 137 | 139 | 114 | 107 | 116 | 151 |
| Winter | 128 | 128 | 137 | 106 | 130 | 100 | 95 | 93 | 125 | 96 |
| Spring | 504 | 474 | 493 | 434 | 412 | 384 | 309 | 335 | 350 | 442 |
| TOTAL COLLEGE | 949 | 946 | 912 | 841 | 844 | 793 | 657 | 684 | 737 | 840 |
| % Increase - College | | -0.3 | -3.6 | -7.8 | 0.4 | -6.0 | -17.2 | 4.1 | 7.7 | 14.0 |
| - Campus | | 5.4 | -2.5 | -2.8 | -3.9 | 5.9 | -0.6 | 3.4 | -6.1 | -5.2 |

Note: 1) Bachelor of Science degrees in Medical Technology are conferred by the College of Natural Science effective Summer Term 1982.

MICHIGAN STATE UNIVERSITY
Office of the Registrar

Trendgraph of Annual Degrees Conferred
LYMAN BRIGGS COLLEGE¹
East Lansing Campus

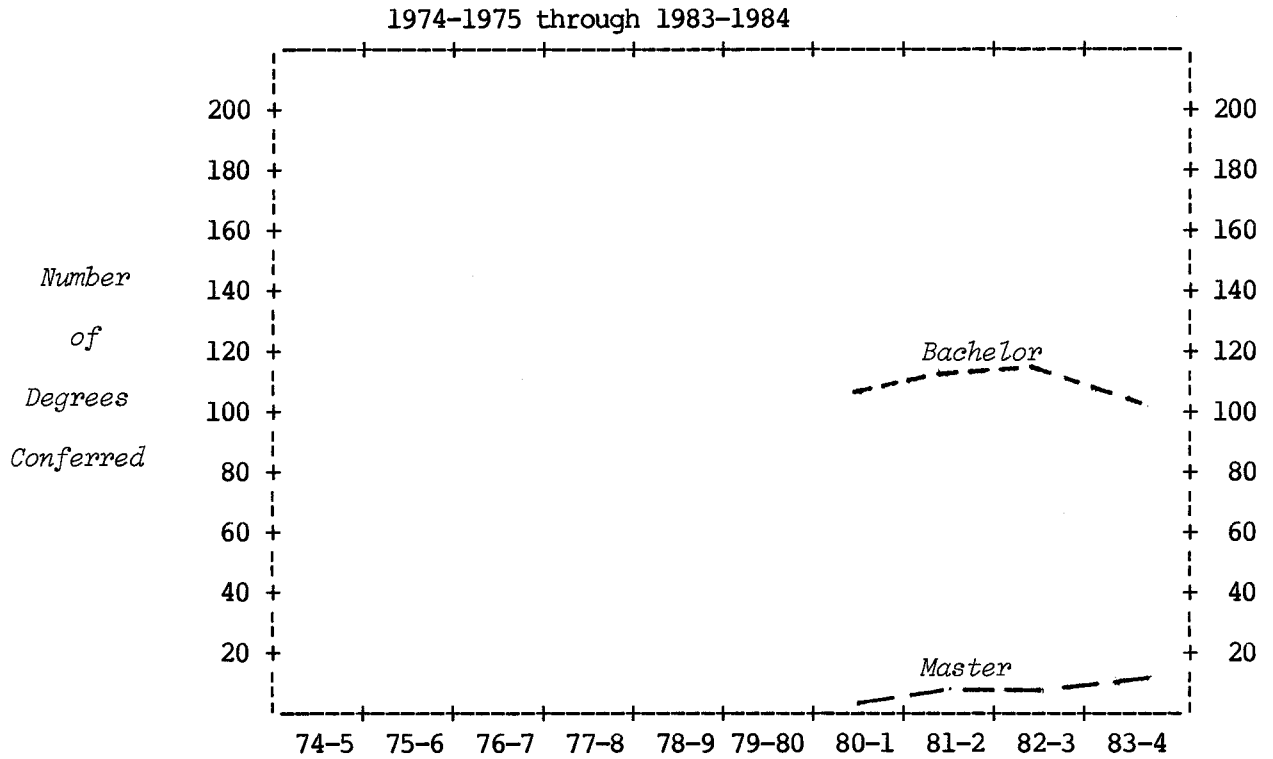


| <u>TYPE OF DEGREE</u> | 74-5 | 75-6 | 76-7 | 77-8 | 78-9 | 79-80 | 80-1 | 81-2 | 82-3 | 83-4 |
|-----------------------|------|------|------|------|-------|-------|------|-------|-------|------|
| Bachelor of Science | 110 | 102 | 96 | 97 | 85 | 67 | 81 | 70 | 59 | 2 |
| <u>GENDER</u> | | | | | | | | | | |
| Women | 39 | 32 | 27 | 34 | 25 | 14 | 28 | 28 | 29 | 2 |
| Men | 71 | 70 | 69 | 63 | 60 | 53 | 53 | 42 | 30 | |
| <u>TERM</u> | | | | | | | | | | |
| Summer | 13 | 13 | 6 | 7 | 7 | 17 | 13 | 12 | 7 | 2 |
| Fall | 8 | 5 | 7 | 10 | 10 | 4 | 12 | 3 | 8 | |
| Winter | 12 | 10 | 9 | 9 | 11 | 3 | 6 | 6 | 6 | |
| Spring | 77 | 74 | 74 | 71 | 57 | 43 | 50 | 49 | 38 | |
| TOTAL COLLEGE | 110 | 102 | 96 | 97 | 85 | 67 | 81 | 70 | 59 | 2 |
| % Increase - College | | -7.3 | -5.9 | 1.0 | -12.4 | -21.2 | 20.9 | -13.6 | -15.7 | |
| - Campus | | 5.4 | -2.5 | -2.8 | -3.9 | 5.9 | -0.6 | 3.4 | -6.1 | -5.2 |

Note: 1) Through Spring Term 1983, students previously enrolled in Lyman Briggs College had the option to have their degrees conferred by Lyman Briggs College.

MICHIGAN STATE UNIVERSITY
Office of the Registrar

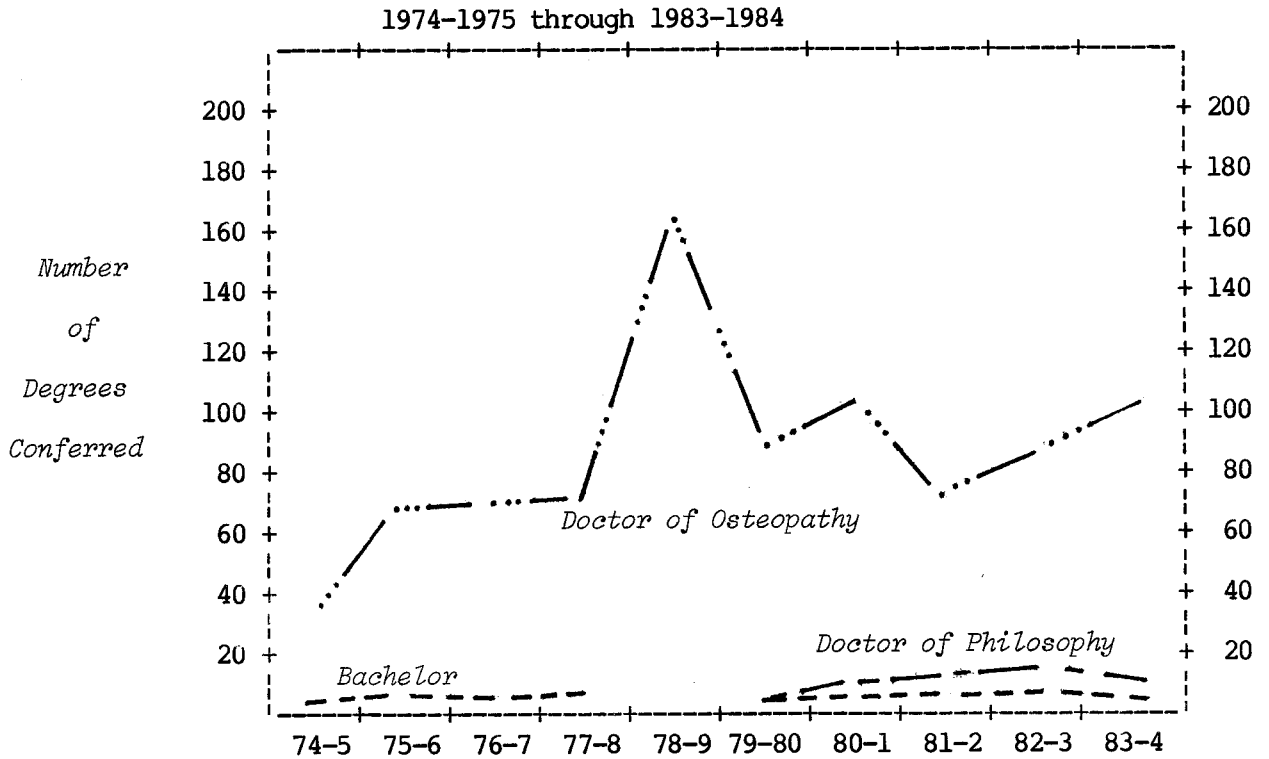
Trendgraph of Annual Degrees Conferred
COLLEGE OF NURSING
East Lansing Campus



| <u>TYPE OF DEGREE</u> | 80-1 | 81-2 | 82-3 | 83-4 |
|------------------------------|------|------|------|------|
| Bachelor of Science | 104 | 112 | 115 | 101 |
| Master of Science in Nursing | 2 | 6 | 6 | 10 |
| <u>GENDER</u> | | | | |
| Women | 104 | 114 | 114 | 109 |
| Men | 2 | 4 | 7 | 2 |
| <u>TERM</u> | | | | |
| Summer | 7 | 1 | 4 | 10 |
| Fall | 32 | 29 | 36 | 1 |
| Winter | 1 | 2 | 4 | 2 |
| Spring | 66 | 86 | 77 | 98 |
| <u>TOTAL COLLEGE</u> | 106 | 118 | 121 | 111 |
| % Increase - College | | 11.3 | 2.5 | -8.3 |
| - Campus | | 3.4 | -6.1 | -5.2 |

MICHIGAN STATE UNIVERSITY
Office of the Registrar

Trendgraph of Annual Degrees Conferred
COLLEGE OF OSTEOPATHIC MEDICINE
East Lansing Campus



TYPE OF DEGREE

| | | | | | | | | | | |
|----------------------|----|----|----|----|-----|----|-----|----|----|-----|
| Bachelor of Science | 3 | 5 | 3 | 5 | | 2 | 3 | 3 | 5 | 4 |
| Master of Science | | | | | | | 2 | 1 | 2 | |
| Doctor of Philosophy | | | | | | 2 | 4 | 8 | 14 | 7 |
| Doctor of Osteopathy | 34 | 71 | 71 | 79 | 162 | 88 | 105 | 76 | 85 | 104 |

GENDER

| | | | | | | | | | | |
|-------|----|----|----|----|-----|----|----|----|----|----|
| Women | 3 | 16 | 19 | 25 | 44 | 23 | 37 | 34 | 35 | 41 |
| Men | 34 | 60 | 55 | 59 | 118 | 69 | 77 | 54 | 71 | 74 |

TERM

| | | | | | | | | | | |
|--------|----|----|----|----|----|----|----|----|----|----|
| Summer | 29 | 65 | 65 | 67 | 69 | 15 | 20 | 13 | 9 | 14 |
| Fall | 2 | 2 | 1 | 3 | 11 | 1 | 10 | 7 | 9 | 4 |
| Winter | 2 | 4 | 3 | 2 | 2 | 3 | 5 | 3 | 4 | 4 |
| Spring | 4 | 5 | 5 | 12 | 80 | 73 | 79 | 65 | 84 | 93 |

TOTAL COLLEGE

| | | | | | | | | | | |
|---------------|----|----|----|----|-----|----|-----|----|-----|-----|
| TOTAL COLLEGE | 37 | 76 | 74 | 84 | 162 | 92 | 114 | 88 | 106 | 115 |
|---------------|----|----|----|----|-----|----|-----|----|-----|-----|

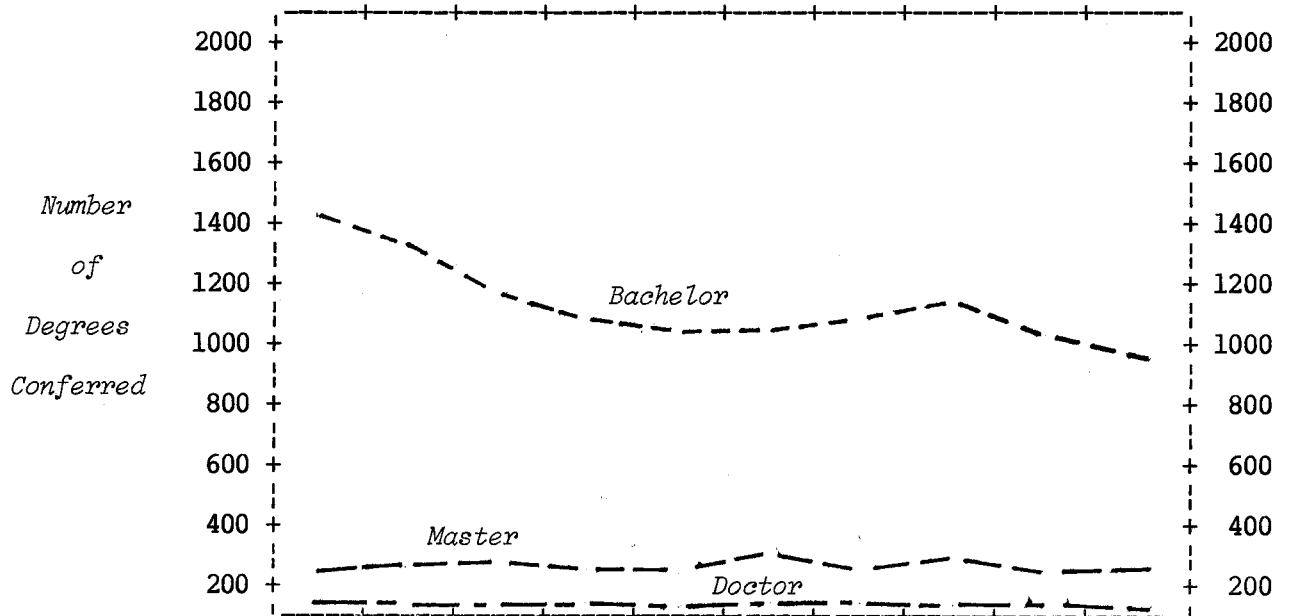
% Increase - College
- Campus

| | | | | | | | | | | |
|----------------------|-----|------|------|------|------|-------|------|-------|------|-----|
| % Increase - College | | | -2.6 | 13.5 | 92.9 | -43.2 | 23.9 | -22.8 | 20.5 | 8.5 |
| - Campus | 5.4 | -2.5 | -2.8 | -3.9 | 5.9 | -0.6 | 3.4 | -6.1 | -5.2 | |

MICHIGAN STATE UNIVERSITY
Office of the Registrar

Trendgraph of Annual Degrees Conferred
COLLEGE OF SOCIAL SCIENCE
East Lansing Campus

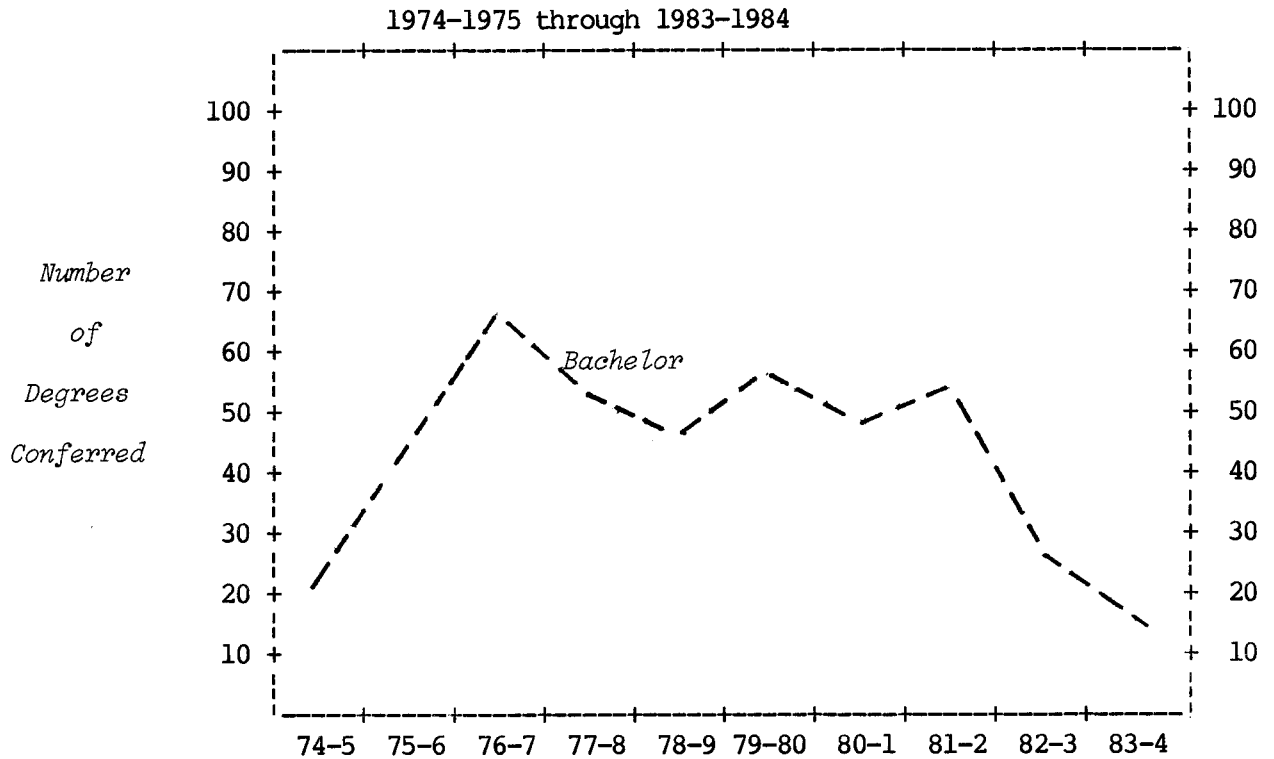
1974-1975 through 1983-1984



| <u>TYPE OF DEGREE</u> | 74-5 | 75-6 | 76-7 | 77-8 | 78-9 | 79-80 | 80-1 | 81-2 | 82-3 | 83-4 |
|--|-------------|-------------|-------------|-------------|-------------|-------------|-------------|-------------|-------------|-------------|
| Bachelor of Arts | 697 | 697 | 661 | 679 | 677 | 695 | 758 | 763 | 661 | 605 |
| Bachelor of Landscape Architecture | 31 | 43 | 44 | 47 | 49 | 41 | 42 | 37 | 41 | 30 |
| Bachelor of Science | 677 | 598 | 480 | 364 | 303 | 299 | 288 | 354 | 308 | 333 |
| Total Bachelors | 1405 | 1338 | 1185 | 1090 | 1029 | 1035 | 1088 | 1154 | 1010 | 968 |
| Master of Arts | 61 | 63 | 70 | 65 | 58 | 73 | 47 | 50 | 50 | 55 |
| Master of Labor & Industrial Relations | 54 | 59 | 71 | 61 | 68 | 90 | 71 | 76 | 79 | 85 |
| Master of Landscape Arch. | | 1 | | | | | | | | |
| Master of Public Admin. | | 7 | 14 | 13 | 14 | 13 | 12 | 22 | 10 | 13 |
| Master of Science | 41 | 35 | 46 | 40 | 46 | 35 | 17 | 17 | 15 | 14 |
| Master of Social Work | 65 | 80 | 57 | 57 | 40 | 88 | 93 | 109 | 73 | 73 |
| Master in Urban Planning | 12 | 10 | 18 | 13 | 10 | 10 | 5 | 8 | 3 | 7 |
| Total Masters | 233 | 255 | 276 | 249 | 236 | 309 | 245 | 282 | 230 | 247 |
| Doctor of Philosophy | 81 | 75 | 64 | 65 | 42 | 53 | 57 | 69 | 58 | 47 |
| Diploma for Advanced Graduate Study | 1 | 2 | | | | | 1 | | | |
| <u>GENDER</u> | | | | | | | | | | |
| Women | 668 | 690 | 668 | 617 | 573 | 664 | 703 | 802 | 668 | 645 |
| Men | 1052 | 980 | 857 | 787 | 734 | 733 | 688 | 703 | 630 | 617 |
| <u>TERM</u> | | | | | | | | | | |
| Summer | 343 | 341 | 323 | 300 | 275 | 340 | 317 | 381 | 275 | 290 |
| Fall | 298 | 281 | 279 | 239 | 191 | 278 | 250 | 254 | 245 | 230 |
| Winter | 263 | 246 | 242 | 200 | 217 | 177 | 178 | 170 | 176 | 177 |
| Spring | 816 | 802 | 681 | 665 | 624 | 602 | 646 | 700 | 602 | 565 |
| TOTAL COLLEGE | 1720 | 1670 | 1525 | 1404 | 1307 | 1397 | 1391 | 1505 | 1298 | 1262 |
| % Increase - College | | -2.9 | -8.7 | -7.9 | -6.9 | 6.9 | -0.4 | 8.2 | -13.8 | -2.8 |

MICHIGAN STATE UNIVERSITY
Office of the Registrar

Trendgraph of Annual Degrees Conferred
COLLEGE OF URBAN DEVELOPMENT
East Lansing Campus



TYPE OF DEGREE
Bachelor of Arts

| | | | | | | | | | | |
|------|----|----|----|----|----|----|----|----|----|----|
| 74-5 | 22 | 43 | 66 | 53 | 47 | 56 | 49 | 54 | 26 | 14 |
|------|----|----|----|----|----|----|----|----|----|----|

GENDER

Women
Men

| | | | | | | | | | | |
|------|----|----|----|----|----|----|----|----|----|---|
| 74-5 | 11 | 22 | 38 | 35 | 35 | 38 | 29 | 35 | 15 | 7 |
| 74-5 | 11 | 21 | 28 | 18 | 12 | 18 | 20 | 19 | 11 | 7 |

TERM

Summer
Fall
Winter
Spring

| | | | | | | | | | | |
|------|----|----|----|----|----|----|----|----|----|---|
| 74-5 | 1 | 11 | 16 | 17 | 15 | 15 | 17 | 14 | 14 | 3 |
| 74-5 | 3 | 9 | 13 | 10 | 5 | 10 | 8 | 13 | 5 | 3 |
| 74-5 | 4 | 10 | 11 | 9 | 10 | 16 | 8 | 12 | 2 | 5 |
| 74-5 | 14 | 13 | 26 | 17 | 17 | 15 | 16 | 15 | 5 | 3 |

TOTAL COLLEGE

| | | | | | | | | | | |
|------|----|----|----|----|----|----|----|----|----|----|
| 74-5 | 22 | 43 | 66 | 53 | 47 | 56 | 49 | 54 | 26 | 14 |
|------|----|----|----|----|----|----|----|----|----|----|

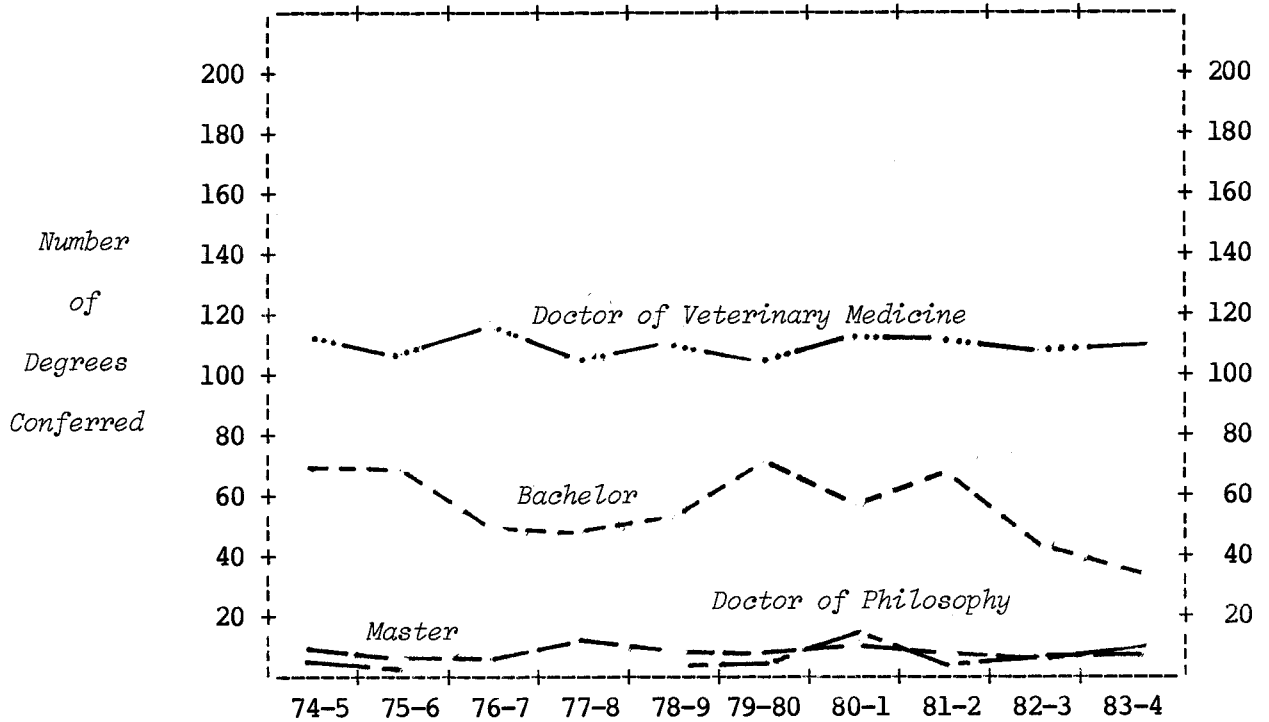
% Increase - College
- Campus

| | | | | | | | | | |
|------|------|------|-------|-------|------|-------|------|-------|-------|
| 74-5 | 95.5 | 53.5 | -19.7 | -11.3 | 19.1 | -12.5 | 10.2 | -51.9 | -46.2 |
| 74-5 | 5.4 | -2.5 | -2.8 | -3.9 | 5.9 | -0.6 | 3.4 | -6.1 | -5.2 |

MICHIGAN STATE UNIVERSITY
Office of the Registrar

Trendgraph of Annual Degrees Conferred
COLLEGE OF VETERINARY MEDICINE
East Lansing Campus

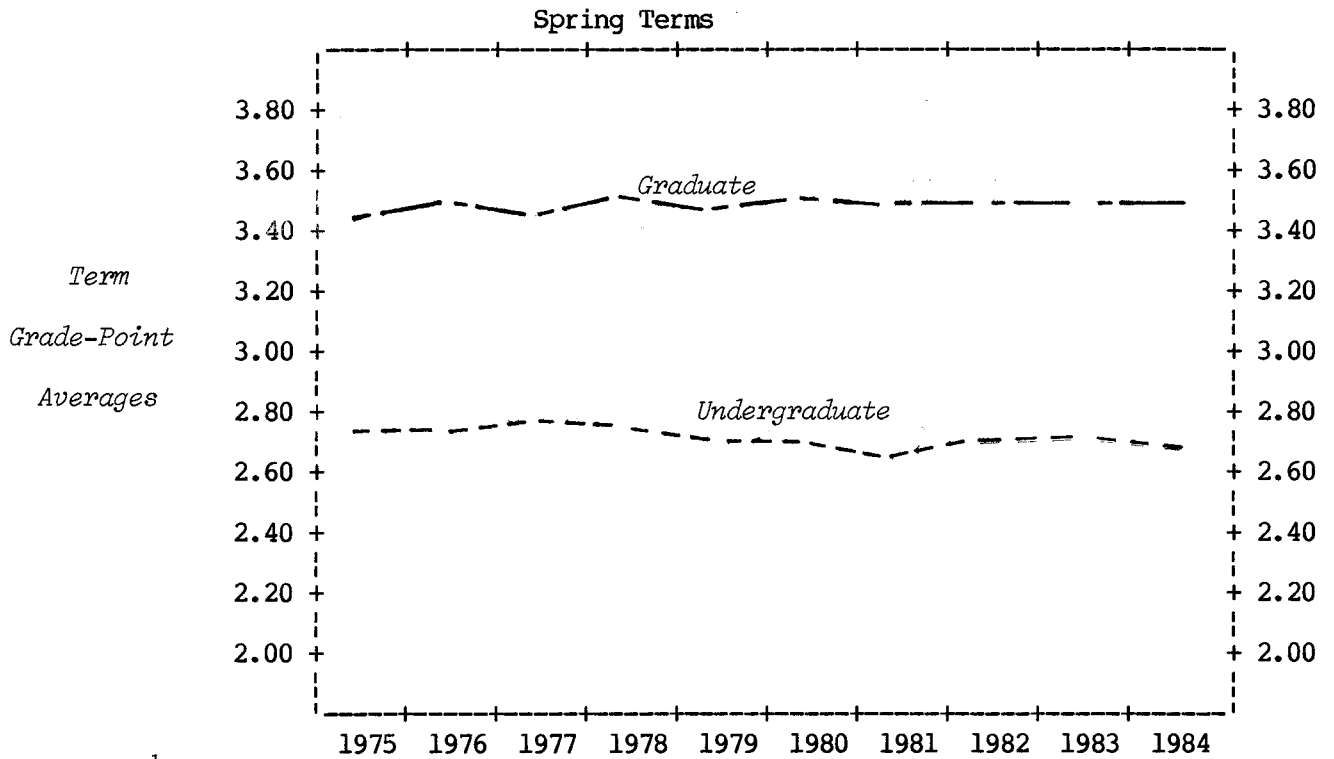
1974-1975 through 1983-1984



| <u>TYPE OF DEGREE</u> | 74-5 | 75-6 | 76-7 | 77-8 | 78-9 | 79-80 | 80-1 | 81-2 | 82-3 | 83-4 |
|-------------------------------|------|------|------|------|------|-------|------|------|-------|------|
| Bachelor of Science | 70 | 71 | 50 | 49 | 56 | 74 | 58 | 68 | 41 | 35 |
| Master of Science | 8 | 4 | 5 | 12 | 8 | 7 | 10 | 8 | 5 | 5 |
| Doctor of Philosophy | 4 | 2 | | | 2 | 4 | 11 | 3 | 5 | 6 |
| Doctor of Veterinary Medicine | 116 | 110 | 118 | 107 | 113 | 107 | 114 | 114 | 111 | 112 |
| <u>GENDER</u> | | | | | | | | | | |
| Women | 55 | 61 | 67 | 63 | 88 | 86 | 79 | 80 | 79 | 75 |
| Men | 143 | 126 | 106 | 105 | 91 | 106 | 114 | 113 | 83 | 83 |
| <u>TERM</u> | | | | | | | | | | |
| Summer | 4 | 25 | 27 | 18 | 25 | 19 | 21 | 19 | 5 | 9 |
| Fall | 89 | 27 | 13 | 13 | 27 | 13 | 9 | 12 | 4 | 2 |
| Winter | 26 | 46 | 36 | 32 | 36 | 10 | 6 | 50 | 37 | 22 |
| Spring | 79 | 89 | 97 | 105 | 91 | 150 | 157 | 112 | 116 | 125 |
| <u>TOTAL COLLEGE</u> | 198 | 187 | 173 | 168 | 179 | 192 | 193 | 193 | 162 | 158 |
| <u>% Increase</u> - College | | -5.6 | -7.5 | -2.9 | 6.5 | 7.3 | 0.5 | | -16.1 | -2.5 |
| - Campus | | 5.4 | -2.5 | -2.8 | -3.9 | 5.9 | -0.6 | 3.4 | -6.1 | -5.2 |

MICHIGAN STATE UNIVERSITY
Office of the Registrar

Trendgraph of Term Grade-Point Averages
COLLEGE OF AGRICULTURE AND NATURAL RESOURCES
East Lansing Campus



UNDERGRADUATE¹

| CLASS | 1975 | 1976 | 1977 | 1978 | 1979 | 1980 | 1981 | 1982 | 1983 | 1984 |
|---------------------|------|------|------|------|------|------|------|------|------|------|
| Freshman | 2.61 | 2.57 | 2.58 | 2.56 | 2.56 | 2.52 | 2.50 | 2.59 | 2.43 | 2.48 |
| Sophomore | 2.65 | 2.73 | 2.80 | 2.64 | 2.64 | 2.62 | 2.66 | 2.65 | 2.67 | 2.56 |
| Junior | 2.74 | 2.65 | 2.76 | 2.74 | 2.62 | 2.67 | 2.58 | 2.62 | 2.66 | 2.62 |
| Senior | 2.83 | 2.88 | 2.86 | 2.86 | 2.84 | 2.81 | 2.79 | 2.79 | 2.79 | 2.79 |
| GENDER | | | | | | | | | | |
| Women | 2.82 | 2.80 | 2.87 | 2.80 | 2.74 | 2.76 | 2.74 | 2.79 | 2.79 | 2.76 |
| Men | 2.71 | 2.70 | 2.74 | 2.73 | 2.68 | 2.67 | 2.64 | 2.65 | 2.66 | 2.64 |
| TOTAL UNDERGRADUATE | 2.74 | 2.74 | 2.79 | 2.75 | 2.70 | 2.70 | 2.67 | 2.70 | 2.71 | 2.69 |

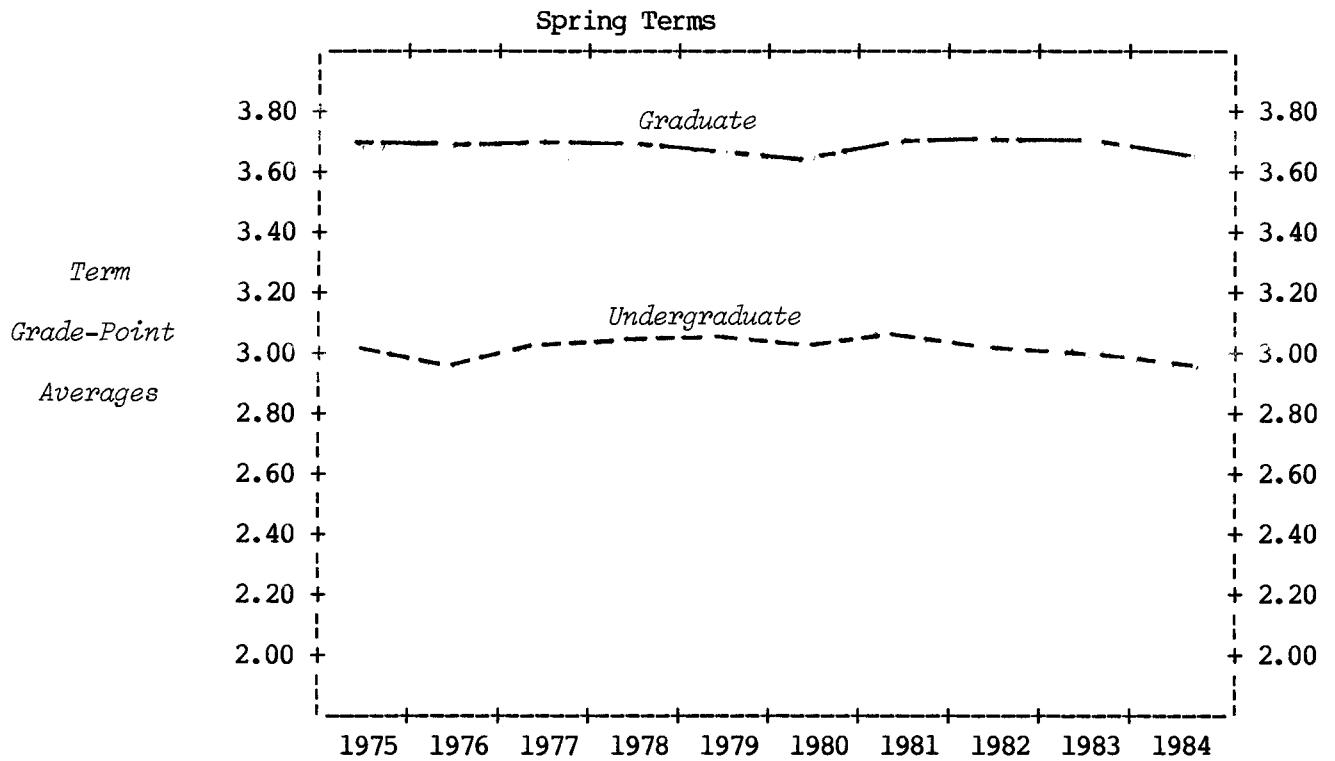
GRADUATE

| CLASS | 1975 | 1976 | 1977 | 1978 | 1979 | 1980 | 1981 | 1982 | 1983 | 1984 |
|----------------|------|------|------|------|------|------|------|------|------|------|
| Master | 3.42 | 3.49 | 3.44 | 3.51 | 3.47 | 3.52 | 3.47 | 3.48 | 3.47 | 3.52 |
| Doctor | 3.51 | 3.53 | 3.49 | 3.55 | 3.53 | 3.52 | 3.57 | 3.50 | 3.52 | 3.41 |
| GENDER | | | | | | | | | | |
| Women | 3.36 | 3.58 | 3.52 | 3.58 | 3.66 | 3.54 | 3.57 | 3.55 | 3.51 | 3.52 |
| Men | 3.46 | 3.49 | 3.44 | 3.51 | 3.46 | 3.51 | 3.48 | 3.47 | 3.48 | 3.48 |
| TOTAL GRADUATE | 3.45 | 3.51 | 3.46 | 3.52 | 3.49 | 3.52 | 3.50 | 3.49 | 3.49 | 3.49 |

Note: 1) Grades of students enrolled in the Institute of Agricultural Technology are not included.

MICHIGAN STATE UNIVERSITY
Office of the Registrar

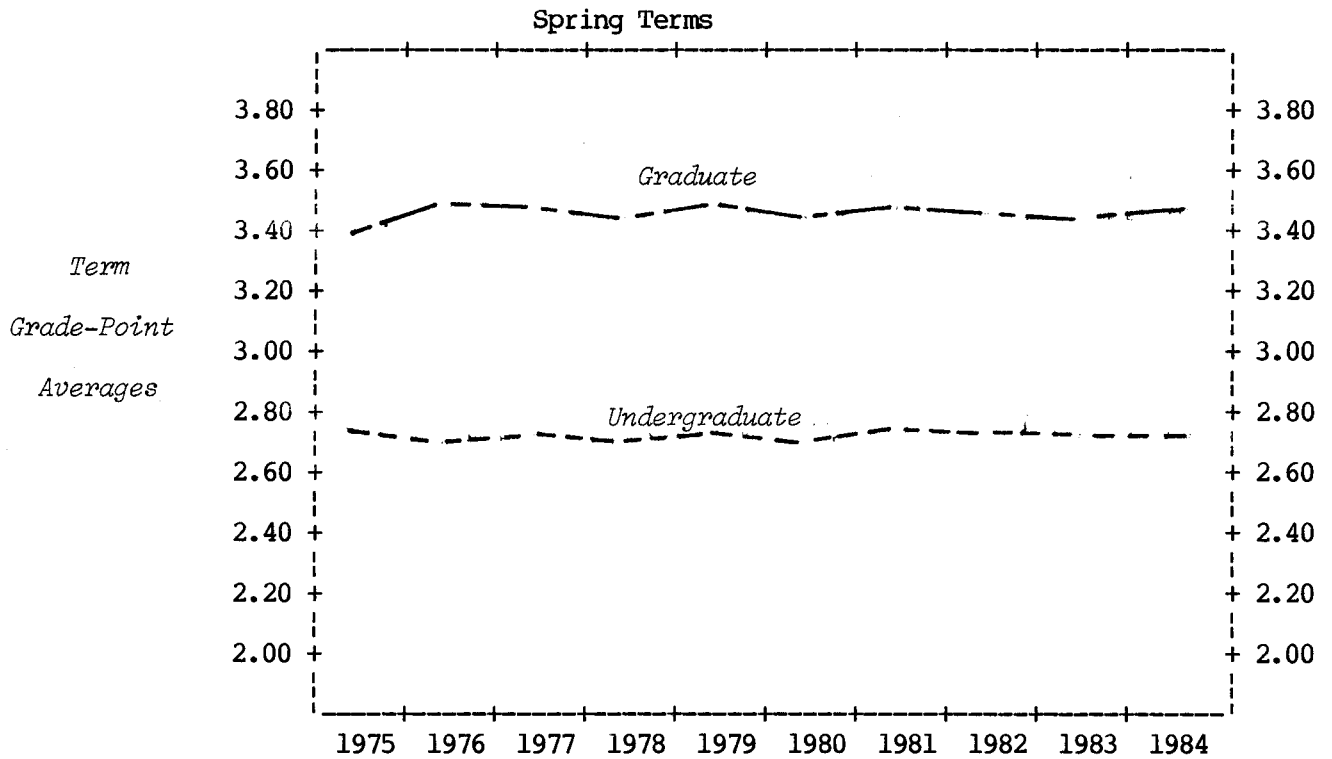
Trendgraph of Term Grade-Point Averages
COLLEGE OF ARTS AND LETTERS
East Lansing Campus



| <u>UNDERGRADUATE</u> | | | | | | | | | | |
|----------------------------|-------------|-------------|-------------|-------------|-------------|-------------|-------------|-------------|-------------|-------------|
| <u>CLASS</u> | | | | | | | | | | |
| Freshman | 2.91 | 2.80 | 2.82 | 2.90 | 2.83 | 2.81 | 2.90 | 2.81 | 2.83 | 2.76 |
| Sophomore | 2.88 | 2.94 | 2.95 | 2.98 | 3.00 | 2.93 | 2.96 | 2.97 | 2.94 | 2.93 |
| Junior | 3.04 | 2.99 | 3.02 | 3.04 | 3.12 | 3.03 | 3.04 | 2.97 | 2.99 | 2.91 |
| Senior | 3.13 | 3.10 | 3.16 | 3.16 | 3.19 | 3.22 | 3.18 | 3.16 | 3.11 | 3.13 |
| <u>GENDER</u> | | | | | | | | | | |
| Women | 3.06 | 3.03 | 3.07 | 3.10 | 3.10 | 3.09 | 3.10 | 3.06 | 3.05 | 3.00 |
| Men | 2.95 | 2.91 | 2.96 | 2.97 | 3.02 | 2.97 | 2.98 | 2.94 | 2.92 | 2.97 |
| TOTAL UNDERGRADUATE | 3.01 | 2.99 | 3.03 | 3.05 | 3.07 | 3.04 | 3.06 | 3.02 | 3.00 | 2.99 |
| <u>GRADUATE</u> | | | | | | | | | | |
| <u>CLASS</u> | | | | | | | | | | |
| Master | 3.69 | 3.69 | 3.70 | 3.70 | 3.66 | 3.67 | 3.73 | 3.74 | 3.75 | 3.68 |
| Doctor | 3.78 | 3.79 | 3.81 | 3.75 | 3.83 | 3.76 | 3.75 | 3.77 | 3.76 | 3.71 |
| <u>GENDER</u> | | | | | | | | | | |
| Women | 3.71 | 3.69 | 3.76 | 3.73 | 3.72 | 3.67 | 3.76 | 3.75 | 3.75 | 3.73 |
| Men | 3.71 | 3.74 | 3.68 | 3.68 | 3.67 | 3.71 | 3.70 | 3.74 | 3.75 | 3.64 |
| TOTAL GRADUATE | 3.71 | 3.71 | 3.72 | 3.71 | 3.70 | 3.69 | 3.74 | 3.75 | 3.75 | 3.69 |

MICHIGAN STATE UNIVERSITY
Office of the Registrar

Trendgraph of Term Grade-Point Averages
COLLEGE OF BUSINESS
East Lansing Campus



UNDERGRADUATE

CLASS

| | | | | | | | | | | |
|-----------|------|------|------|------|------|------|------|------|------|------|
| Freshman | 2.67 | 2.65 | 2.68 | 2.63 | 2.74 | 2.68 | 2.67 | 2.65 | 2.58 | 2.60 |
| Sophomore | 2.67 | 2.64 | 2.67 | 2.69 | 2.66 | 2.64 | 2.76 | 2.76 | 2.70 | 2.63 |
| Junior | 2.73 | 2.71 | 2.72 | 2.74 | 2.76 | 2.75 | 2.74 | 2.77 | 2.82 | 2.82 |
| Senior | 2.81 | 2.80 | 2.85 | 2.79 | 2.82 | 2.83 | 2.85 | 2.84 | 2.85 | 2.91 |

GENDER

| | | | | | | | | | | |
|-------|------|------|------|------|------|------|------|------|------|------|
| Women | 2.82 | 2.80 | 2.83 | 2.80 | 2.80 | 2.77 | 2.79 | 2.81 | 2.77 | 2.78 |
| Men | 2.69 | 2.68 | 2.70 | 2.68 | 2.71 | 2.69 | 2.73 | 2.72 | 2.73 | 2.73 |

TOTAL UNDERGRADUATE

| | | | | | | | | | |
|------|------|------|------|------|------|------|------|------|------|
| 2.73 | 2.71 | 2.74 | 2.72 | 2.74 | 2.72 | 2.76 | 2.76 | 2.75 | 2.75 |
|------|------|------|------|------|------|------|------|------|------|

GRADUATE

CLASS

| | | | | | | | | | | |
|--------|------|------|------|------|------|------|------|------|------|------|
| Master | 3.39 | 3.51 | 3.48 | 3.44 | 3.47 | 3.45 | 3.49 | 3.48 | 3.44 | 3.48 |
| Doctor | 3.55 | 3.46 | 3.49 | 3.59 | 3.61 | 3.51 | 3.67 | 3.57 | 3.58 | 3.56 |

GENDER

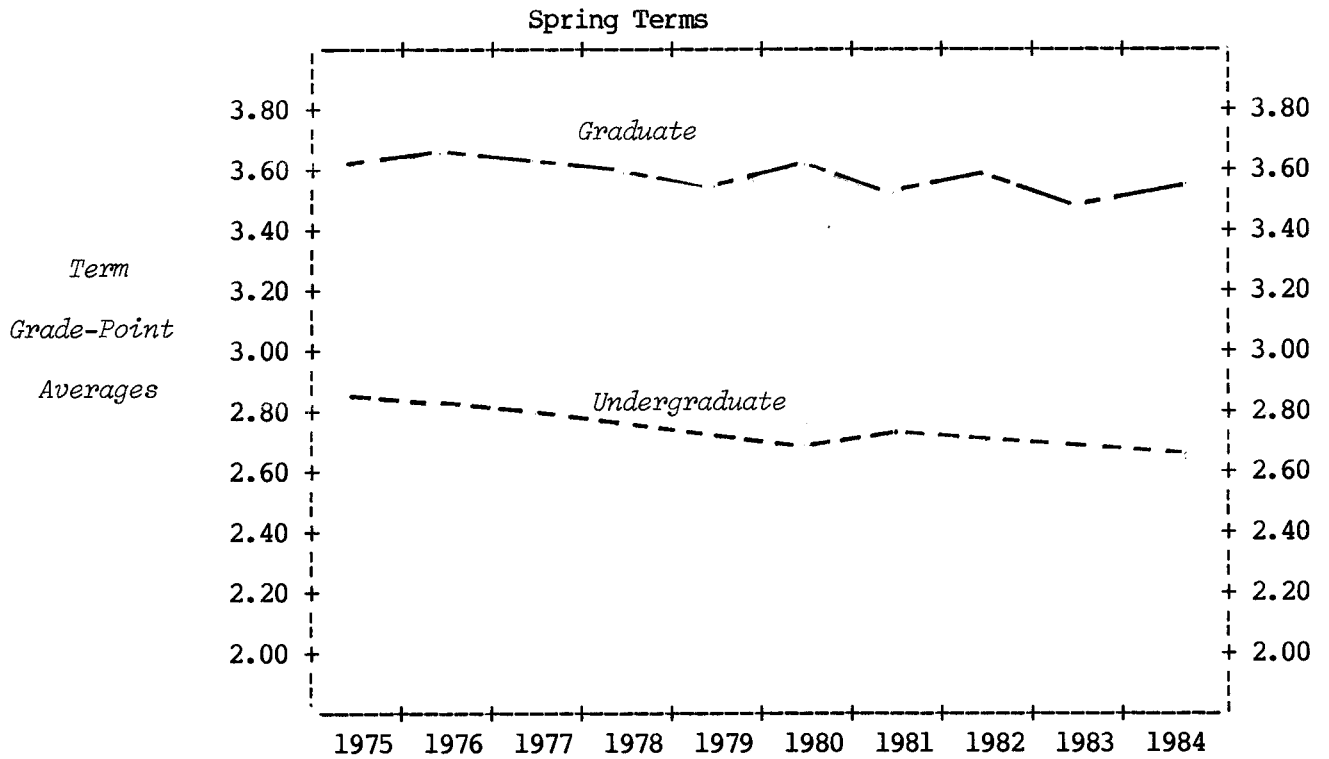
| | | | | | | | | | | |
|-------|------|------|------|------|------|------|------|------|------|------|
| Women | 3.35 | 3.51 | 3.48 | 3.56 | 3.58 | 3.49 | 3.49 | 3.48 | 3.47 | 3.53 |
| Men | 3.41 | 3.50 | 3.48 | 3.43 | 3.46 | 3.44 | 3.51 | 3.49 | 3.45 | 3.47 |

TOTAL GRADUATE

| | | | | | | | | | |
|------|------|------|------|------|------|------|------|------|------|
| 3.40 | 3.50 | 3.48 | 3.45 | 3.48 | 3.45 | 3.50 | 3.48 | 3.46 | 3.49 |
|------|------|------|------|------|------|------|------|------|------|

MICHIGAN STATE UNIVERSITY
Office of the Registrar

Trendgraph of Term Grade-Point Averages
COLLEGE OF COMMUNICATION ARTS AND SCIENCES
East Lansing Campus



UNDERGRADUATE

CLASS

| | | | | | | | | | | |
|-----------|------|------|------|------|------|------|------|------|------|------|
| Freshman | 2.76 | 2.75 | 2.68 | 2.65 | 2.69 | 2.63 | 2.69 | 2.62 | 2.62 | 2.56 |
| Sophomore | 2.74 | 2.79 | 2.69 | 2.77 | 2.68 | 2.65 | 2.69 | 2.70 | 2.66 | 2.60 |
| Junior | 2.85 | 2.84 | 2.83 | 2.75 | 2.70 | 2.70 | 2.73 | 2.69 | 2.71 | 2.63 |
| Senior | 2.97 | 2.92 | 2.90 | 2.90 | 2.83 | 2.80 | 2.87 | 2.82 | 2.78 | 2.82 |

GENDER

| | | | | | | | | | | |
|-------|------|------|------|------|------|------|------|------|------|------|
| Women | 2.91 | 2.92 | 2.88 | 2.85 | 2.82 | 2.77 | 2.82 | 2.78 | 2.78 | 2.74 |
| Men | 2.77 | 2.74 | 2.70 | 2.71 | 2.61 | 2.61 | 2.66 | 2.64 | 2.62 | 2.61 |

TOTAL UNDERGRADUATE

| | | | | | | | | | |
|------|------|------|------|------|------|------|------|------|------|
| 2.85 | 2.83 | 2.80 | 2.79 | 2.73 | 2.71 | 2.76 | 2.72 | 2.71 | 2.68 |
|------|------|------|------|------|------|------|------|------|------|

GRADUATE

CLASS

| | | | | | | | | | | |
|--------|------|------|------|------|------|------|------|------|------|------|
| Master | 3.61 | 3.65 | 3.64 | 3.59 | 3.58 | 3.62 | 3.57 | 3.58 | 3.49 | 3.55 |
| Doctor | 3.74 | 3.82 | 3.71 | 3.66 | 3.75 | 3.50 | 3.62 | 3.78 | 3.67 | 3.80 |

GENDER

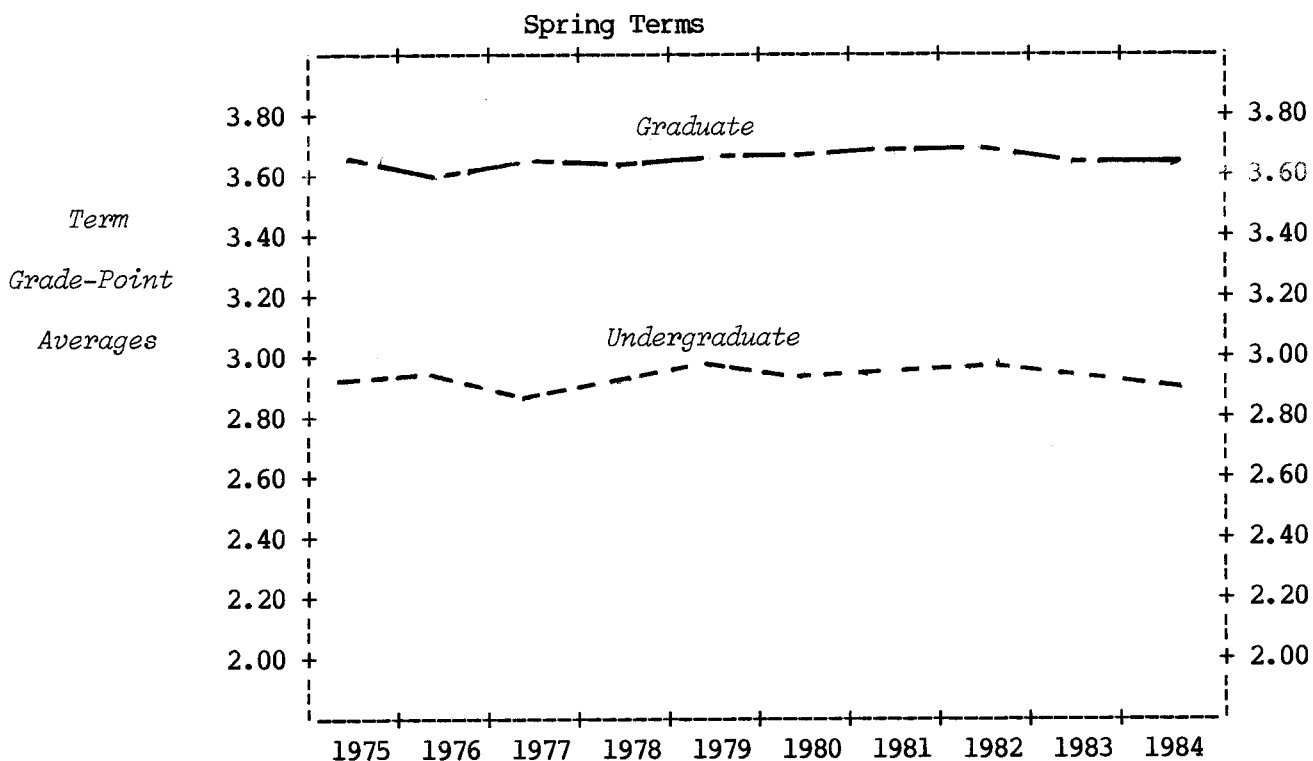
| | | | | | | | | | | |
|-------|------|------|------|------|------|------|------|------|------|------|
| Women | 3.62 | 3.70 | 3.69 | 3.73 | 3.68 | 3.67 | 3.59 | 3.66 | 3.56 | 3.60 |
| Men | 3.62 | 3.64 | 3.59 | 3.36 | 3.49 | 3.50 | 3.56 | 3.52 | 3.42 | 3.54 |

TOTAL GRADUATE

| | | | | | | | | | |
|------|------|------|------|------|------|------|------|------|------|
| 3.62 | 3.67 | 3.65 | 3.60 | 3.59 | 3.61 | 3.58 | 3.60 | 3.50 | 3.58 |
|------|------|------|------|------|------|------|------|------|------|

MICHIGAN STATE UNIVERSITY
Office of the Registrar

Trendgraph of Term Grade-Point Averages
COLLEGE OF EDUCATION
East Lansing Campus



UNDERGRADUATE

CLASS

| | | | | | | | | | | |
|-----------|------|------|------|------|------|------|------|------|------|------|
| Freshman | 2.67 | 2.73 | 2.61 | 2.67 | 2.68 | 2.67 | 2.67 | 2.59 | 2.58 | 2.36 |
| Sophomore | 2.72 | 2.73 | 2.79 | 2.78 | 2.82 | 2.75 | 2.80 | 2.85 | 2.72 | 2.81 |
| Junior | 2.97 | 2.96 | 2.90 | 2.94 | 2.99 | 2.96 | 3.02 | 3.04 | 2.96 | 2.91 |
| Senior | 3.08 | 3.09 | 3.05 | 3.04 | 3.13 | 3.08 | 3.13 | 3.09 | 3.08 | 3.06 |
| Special | 3.39 | 3.29 | 3.17 | 3.33 | 3.33 | 3.32 | 3.45 | 3.35 | 3.62 | 3.18 |

GENDER

| | | | | | | | | | | |
|-------|------|------|------|------|------|------|------|------|------|------|
| Women | 2.95 | 2.97 | 2.94 | 2.98 | 3.02 | 2.97 | 3.00 | 3.01 | 3.01 | 2.97 |
| Men | 2.80 | 2.75 | 2.70 | 2.70 | 2.90 | 2.74 | 2.79 | 2.83 | 2.73 | 2.57 |

TOTAL UNDERGRADUATE

| | | | | | | | | | |
|------|------|------|------|------|------|------|------|------|------|
| 2.91 | 2.93 | 2.89 | 2.92 | 2.99 | 2.93 | 2.97 | 2.99 | 2.96 | 2.90 |
|------|------|------|------|------|------|------|------|------|------|

GRADUATE

CLASS

| | | | | | | | | | | |
|--------|------|------|------|------|------|------|------|------|------|------|
| Master | 3.60 | 3.58 | 3.60 | 3.60 | 3.63 | 3.63 | 3.67 | 3.69 | 3.59 | 3.60 |
| Doctor | 3.72 | 3.65 | 3.73 | 3.69 | 3.69 | 3.70 | 3.69 | 3.69 | 3.68 | 3.65 |

GENDER

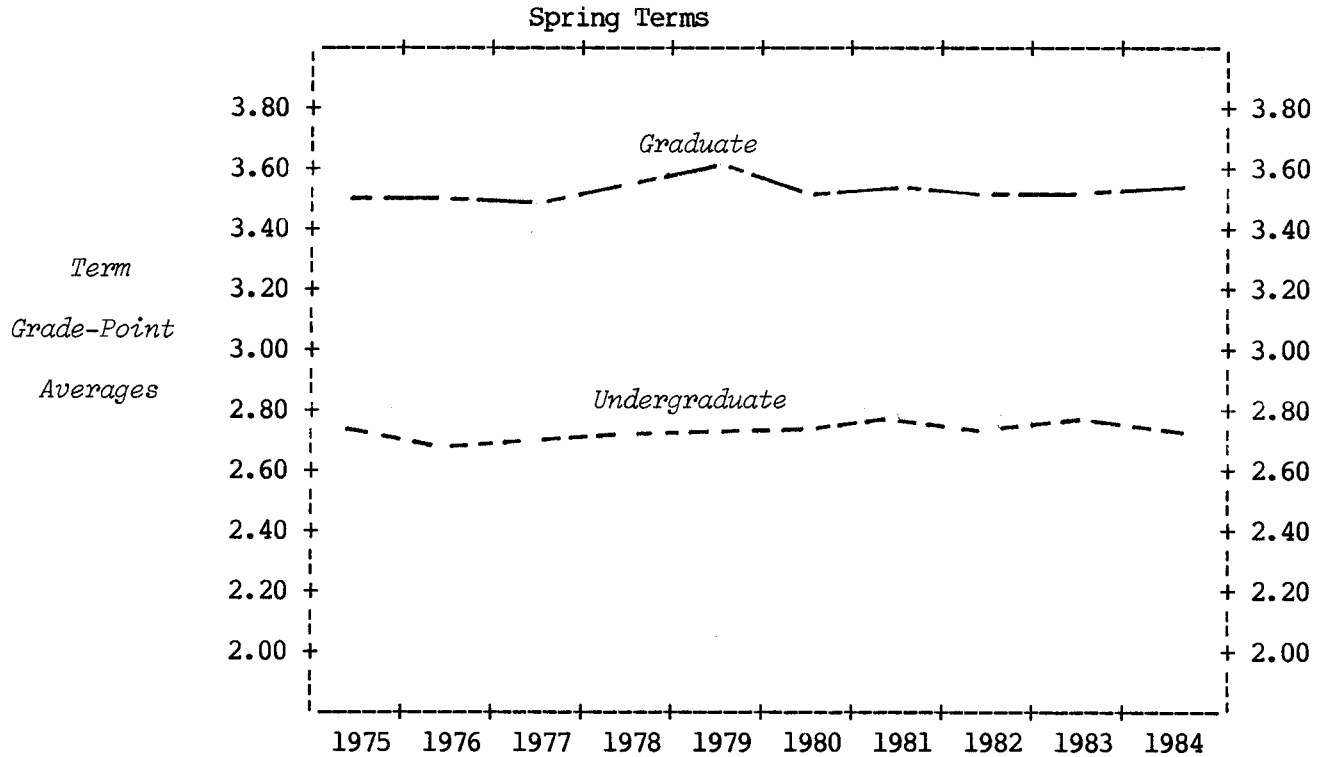
| | | | | | | | | | | |
|-------|------|------|------|------|------|------|------|------|------|------|
| Women | 3.67 | 3.65 | 3.68 | 3.68 | 3.69 | 3.69 | 3.71 | 3.72 | 3.64 | 3.65 |
| Men | 3.60 | 3.55 | 3.60 | 3.56 | 3.60 | 3.60 | 3.63 | 3.65 | 3.60 | 3.58 |

TOTAL GRADUATE

| | | | | | | | | | |
|------|------|------|------|------|------|------|------|------|------|
| 3.64 | 3.60 | 3.64 | 3.62 | 3.65 | 3.65 | 3.68 | 3.69 | 3.62 | 3.62 |
|------|------|------|------|------|------|------|------|------|------|

MICHIGAN STATE UNIVERSITY
Office of the Registrar

Trendgraph of Term Grade-Point Averages
COLLEGE OF ENGINEERING
East Lansing Campus



UNDERGRADUATE

CLASS

| | | | | | | | | | | |
|-----------|------|------|------|------|------|------|------|------|------|------|
| Freshman | 2.65 | 2.52 | 2.47 | 2.54 | 2.55 | 2.61 | 2.52 | 2.55 | 2.52 | 2.53 |
| Sophomore | 2.66 | 2.61 | 2.59 | 2.68 | 2.61 | 2.65 | 2.73 | 2.63 | 2.68 | 2.65 |
| Junior | 2.78 | 2.70 | 2.76 | 2.72 | 2.77 | 2.86 | 2.94 | 2.97 | 3.00 | 2.93 |
| Senior | 2.98 | 2.91 | 2.85 | 2.83 | 2.83 | 2.90 | 2.94 | 2.99 | 3.06 | 3.01 |

GENDER

| | | | | | | | | | | |
|-------|------|------|------|------|------|------|------|------|------|------|
| Women | 2.91 | 2.84 | 2.83 | 2.79 | 2.80 | 2.82 | 2.83 | 2.80 | 2.79 | 2.78 |
| Men | 2.72 | 2.66 | 2.68 | 2.69 | 2.69 | 2.69 | 2.76 | 2.75 | 2.79 | 2.75 |

TOTAL UNDERGRADUATE

| | | | | | | | | | |
|------|------|------|------|------|------|------|------|------|------|
| 2.74 | 2.68 | 2.70 | 2.71 | 2.71 | 2.72 | 2.77 | 2.76 | 2.79 | 2.76 |
|------|------|------|------|------|------|------|------|------|------|

GRADUATE

CLASS

| | | | | | | | | | | |
|--------|------|------|------|------|------|------|------|------|------|------|
| Master | 3.50 | 3.49 | 3.46 | 3.56 | 3.61 | 3.52 | 3.53 | 3.51 | 3.50 | 3.52 |
| Doctor | 3.55 | 3.60 | 3.62 | 3.65 | 3.61 | 3.67 | 3.66 | 3.69 | 3.72 | 3.73 |

GENDER

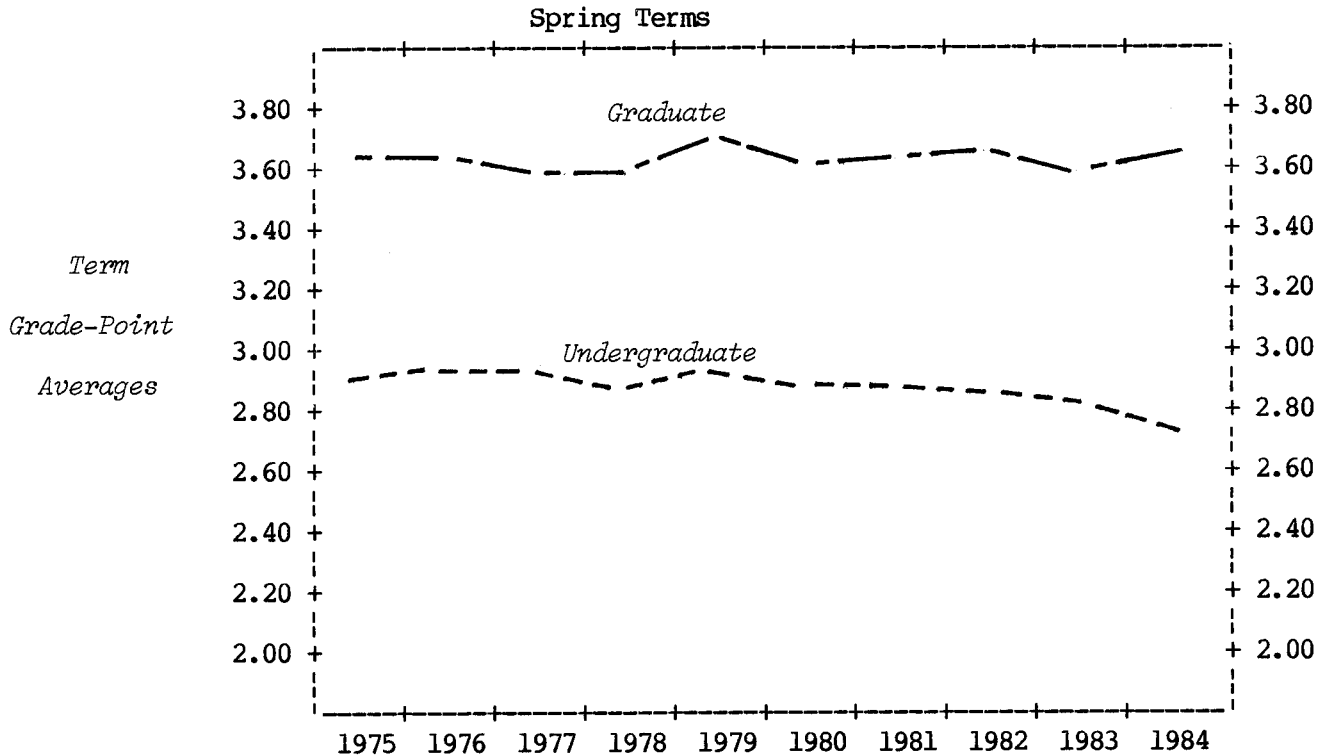
| | | | | | | | | | | |
|-------|------|------|------|------|------|------|------|------|------|------|
| Women | | | | | | | | 3.51 | 3.48 | 3.47 |
| Men | 3.51 | 3.51 | 3.49 | 3.57 | 3.62 | 3.55 | 3.55 | 3.55 | 3.56 | 3.59 |

TOTAL GRADUATE

| | | | | | | | | | | |
|------|------|------|------|------|------|------|------|------|------|------|
| 3.51 | 3.51 | 3.50 | 3.57 | 3.61 | 3.55 | 3.56 | 3.55 | 3.55 | 3.55 | 3.57 |
|------|------|------|------|------|------|------|------|------|------|------|

MICHIGAN STATE UNIVERSITY
Office of the Registrar

Trendgraph of Term Grade-Point Averages
COLLEGE OF HUMAN ECOLOGY
East Lansing Campus



UNDERGRADUATE

CLASS

| | | | | | | | | | | |
|-----------|------|------|------|------|------|------|------|------|------|------|
| Freshman | 2.81 | 2.78 | 2.83 | 2.59 | 2.78 | 2.59 | 2.66 | 2.61 | 2.59 | 2.54 |
| Sophomore | 2.76 | 2.80 | 2.72 | 2.80 | 2.73 | 2.85 | 2.81 | 2.74 | 2.72 | 2.56 |
| Junior | 2.91 | 2.94 | 2.96 | 2.86 | 2.95 | 2.84 | 2.81 | 2.83 | 2.74 | 2.73 |
| Senior | 3.01 | 3.06 | 3.02 | 3.02 | 3.04 | 3.03 | 3.03 | 3.00 | 2.98 | 2.89 |

GENDER

| | | | | | | | | | | |
|-------|------|------|------|------|------|------|------|------|------|------|
| Women | 2.91 | 2.93 | 2.93 | 2.88 | 2.93 | 2.90 | 2.88 | 2.87 | 2.83 | 2.77 |
| Men | 2.54 | 2.73 | 2.61 | 2.84 | 2.77 | 2.61 | 2.76 | 2.67 | 2.58 | 2.57 |

TOTAL UNDERGRADUATE

| | | | | | | | | | |
|------|------|------|------|------|------|------|------|------|------|
| 2.90 | 2.92 | 2.92 | 2.87 | 2.92 | 2.88 | 2.87 | 2.86 | 2.82 | 2.75 |
|------|------|------|------|------|------|------|------|------|------|

GRADUATE

CLASS

| | | | | | | | | | | |
|--------|------|------|------|------|------|------|------|------|------|------|
| Master | 3.63 | 3.62 | 3.59 | 3.60 | 3.74 | 3.59 | 3.61 | 3.68 | 3.55 | 3.63 |
| Doctor | 3.58 | 3.64 | 3.67 | 3.61 | 3.73 | 3.73 | 3.72 | 3.66 | 3.74 | 3.79 |

GENDER

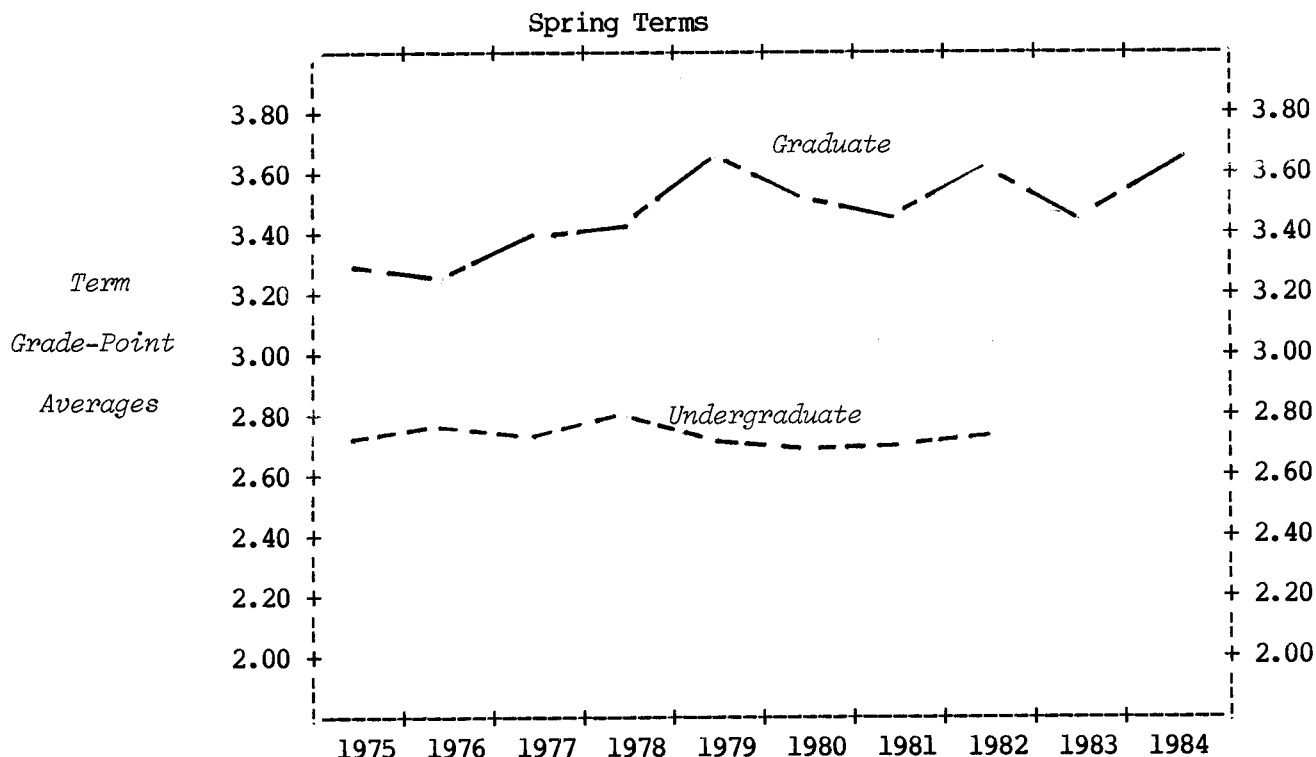
| | | | | | | | | | | |
|-------|------|------|------|------|------|------|------|------|------|------|
| Women | 3.63 | 3.63 | 3.59 | 3.60 | 3.75 | 3.62 | 3.62 | 3.67 | 3.59 | 3.66 |
| Men | | | | | | | | 3.72 | 3.62 | 3.75 |

TOTAL GRADUATE

| | | | | | | | | | |
|------|------|------|------|------|------|------|------|------|------|
| 3.62 | 3.62 | 3.60 | 3.60 | 3.73 | 3.61 | 3.63 | 3.68 | 3.60 | 3.67 |
|------|------|------|------|------|------|------|------|------|------|

MICHIGAN STATE UNIVERSITY
Office of the Registrar

Trendgraph of Term Grade-Point Averages
COLLEGE OF HUMAN MEDICINE
East Lansing Campus



UNDERGRADUATE¹

CLASS

| | | | | | | | | |
|-----------|------|------|------|------|------|------|------|------|
| Freshman | 2.56 | 2.73 | 2.66 | 2.66 | 2.64 | 2.62 | 2.55 | |
| Sophomore | 2.78 | 2.73 | 2.79 | 2.78 | 2.64 | 2.63 | 2.56 | 2.18 |
| Junior | 2.68 | 2.84 | 2.73 | 2.81 | 2.67 | 2.70 | 2.70 | 2.74 |
| Senior | 2.90 | 2.78 | 2.83 | 2.85 | 2.85 | 2.77 | 2.82 | 2.72 |

GENDER

| | | | | | | | | |
|-------|------|------|------|------|------|------|------|------|
| Women | 2.75 | 2.78 | 2.76 | 2.83 | 2.72 | 2.69 | 2.70 | 2.70 |
| Men | 2.74 | 2.79 | 2.78 | 2.72 | 2.74 | 2.72 | 2.71 | 2.80 |

TOTAL UNDERGRADUATE

| | | | | | | | |
|------|------|------|------|------|------|------|------|
| 2.75 | 2.78 | 2.76 | 2.80 | 2.73 | 2.70 | 2.70 | 2.73 |
|------|------|------|------|------|------|------|------|

GRADUATE

CLASS

| | | | | | | | | | | |
|--------|------|------|------|------|------|------|------|------|------|------|
| Master | 3.40 | 3.30 | 3.48 | 3.37 | 3.71 | 3.60 | 3.58 | 3.57 | 3.54 | 3.54 |
| Doctor | 3.16 | 3.16 | 3.25 | 3.45 | 3.58 | 3.51 | 3.43 | 3.64 | 3.39 | 3.68 |
| Women | 3.38 | 3.30 | 3.40 | 3.38 | 3.71 | 3.52 | 3.55 | 3.61 | 3.53 | 3.54 |
| Men | 3.28 | 3.24 | 3.40 | 3.42 | 3.61 | 3.58 | 3.41 | 3.62 | 3.39 | 3.72 |

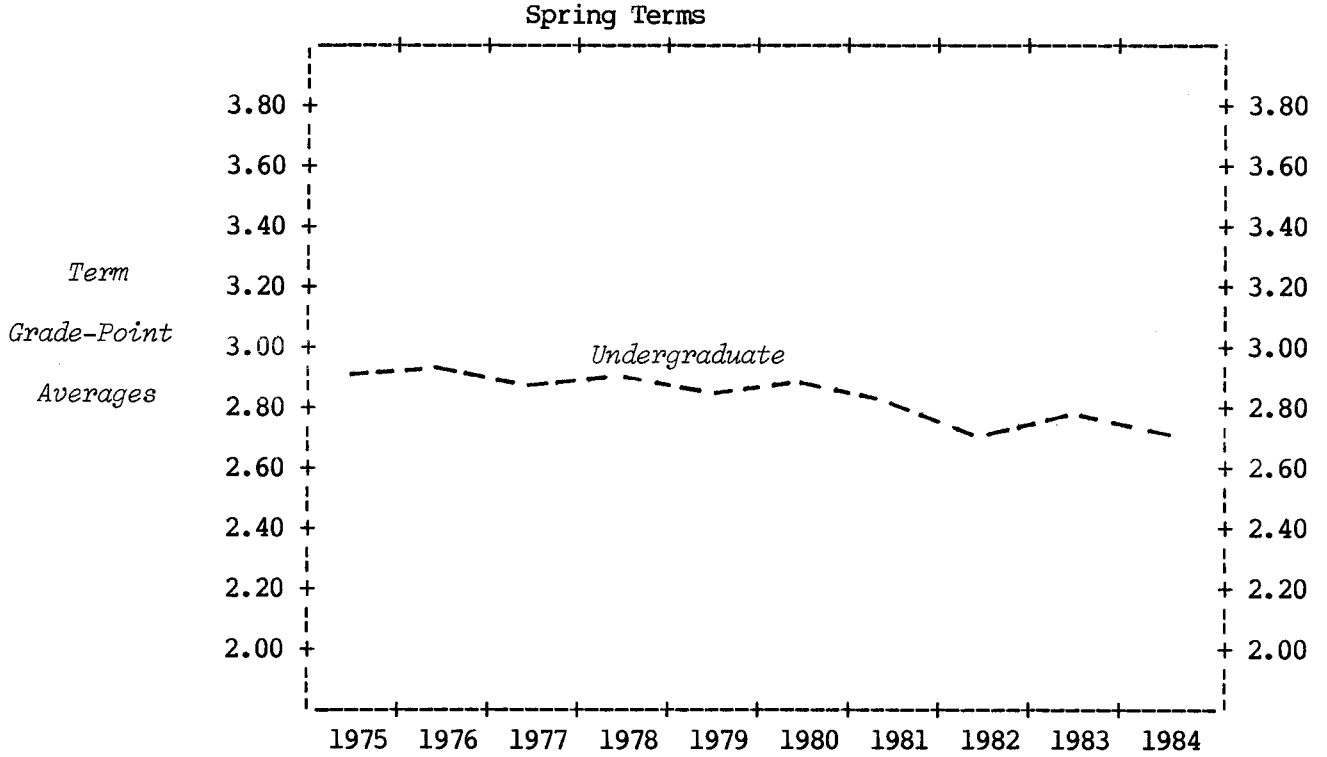
TOTAL GRADUATE

| | | | | | | | | | |
|------|------|------|------|------|------|------|------|------|------|
| 3.30 | 3.26 | 3.40 | 3.41 | 3.66 | 3.55 | 3.48 | 3.61 | 3.45 | 3.65 |
|------|------|------|------|------|------|------|------|------|------|

Note: 1) The undergraduate Medical Technology program was transferred to the College of Natural Science, effective Summer Term 1982.

MICHIGAN STATE UNIVERSITY
Office of the Registrar

Trendgraph of Term Grade-Point Averages
JAMES MADISON COLLEGE
East Lansing Campus



UNDERGRADUATE

CLASS

| | | | | | | | | | | |
|-----------|------|------|------|------|------|------|------|------|------|------|
| Freshman | 2.80 | 2.84 | 2.77 | 2.83 | 2.66 | 2.72 | 2.63 | 2.56 | 2.64 | 2.56 |
| Sophomore | 2.98 | 2.92 | 3.00 | 3.07 | 2.96 | 2.73 | 2.83 | 2.70 | 2.79 | 2.72 |
| Junior | 3.02 | 3.05 | 2.88 | 2.94 | 3.03 | 3.06 | 2.89 | 2.82 | 2.82 | 2.77 |
| Senior | 3.04 | 3.14 | 2.96 | 2.95 | 3.05 | 3.18 | 3.09 | 2.99 | 2.97 | 2.95 |

GENDER

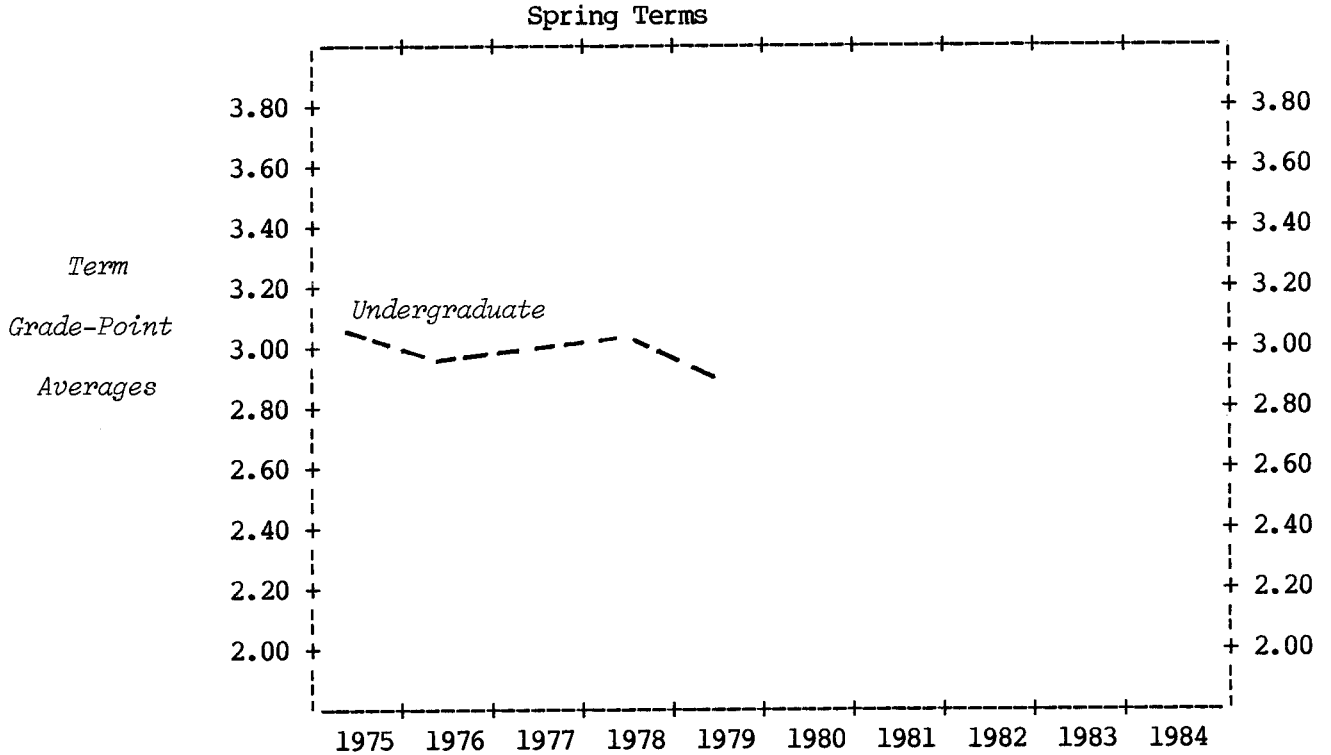
| | | | | | | | | | | |
|-------|------|------|------|------|------|------|------|------|------|------|
| Women | 2.94 | 2.94 | 2.91 | 2.92 | 2.87 | 2.91 | 2.78 | 2.71 | 2.77 | 2.68 |
| Men | 2.92 | 2.97 | 2.88 | 2.92 | 2.87 | 2.87 | 2.86 | 2.78 | 2.83 | 2.78 |

TOTAL UNDERGRADUATE

| | | | | | | | | | |
|------|------|------|------|------|------|------|------|------|------|
| 1975 | 1976 | 1977 | 1978 | 1979 | 1980 | 1981 | 1982 | 1983 | 1984 |
|------|------|------|------|------|------|------|------|------|------|

MICHIGAN STATE UNIVERSITY
Office of the Registrar

Trendgraph of Term Grade-Point Averages
JUSTIN MORRILL COLLEGE¹
East Lansing Campus



UNDERGRADUATE

CLASS

| | | | | | |
|-----------|------|------|------|------|------|
| Freshman | 2.96 | 2.96 | 2.99 | 2.40 | 2.08 |
| Sophomore | 3.01 | 2.95 | 2.79 | 2.90 | 2.82 |
| Junior | 3.18 | 2.93 | 3.02 | 2.95 | 2.78 |
| Senior | 3.11 | 3.10 | 3.19 | 3.14 | 3.14 |

GENDER

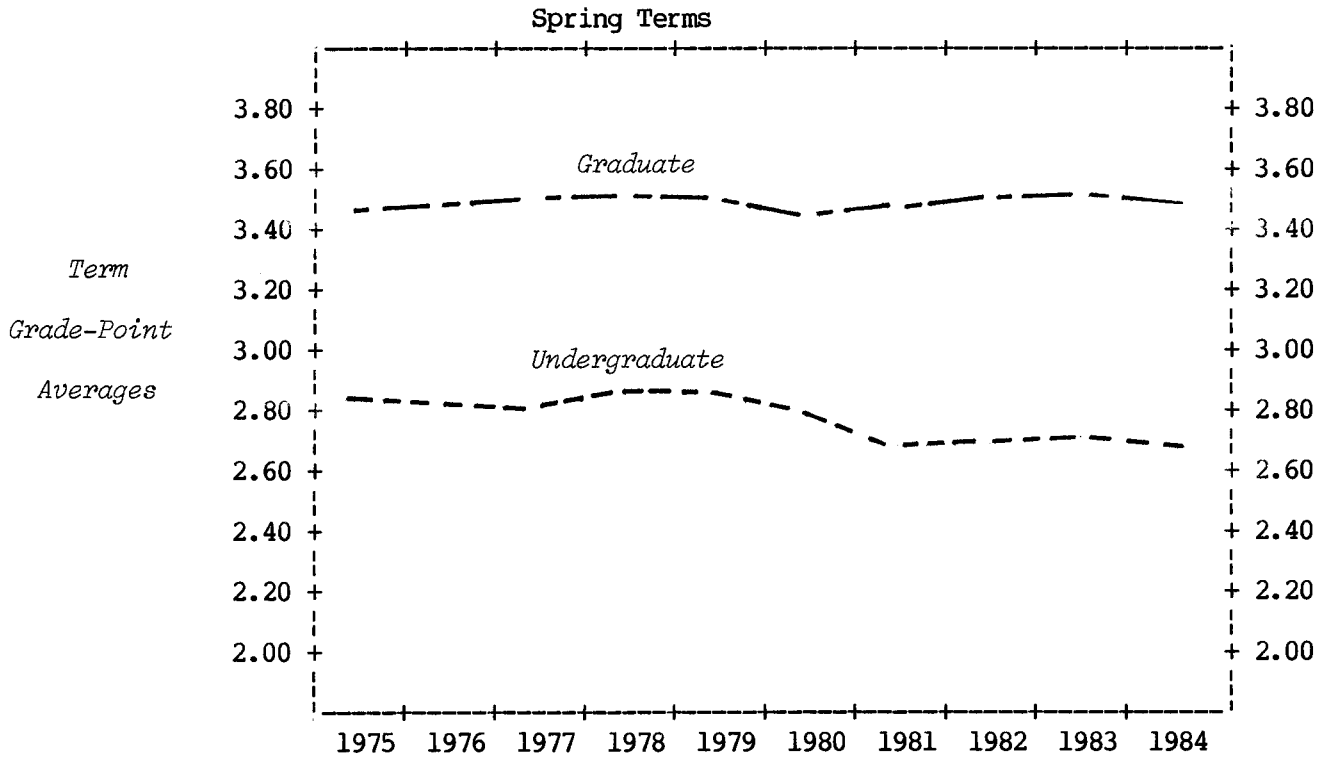
| | | | | | |
|-------|------|------|------|------|------|
| Women | 3.10 | 3.01 | 3.04 | 3.21 | 3.00 |
| Men | 2.99 | 2.97 | 2.95 | 2.81 | 2.74 |

| | | | | | |
|---------------------|------|------|------|------|------|
| TOTAL UNDERGRADUATE | 3.06 | 2.99 | 3.00 | 3.02 | 2.90 |
|---------------------|------|------|------|------|------|

Note: 1) The grade-point averages shown in this report for Justin Morrill College represent only those courses in which numerical grades were earned by JMC students. Many courses in JMC were graded on the P-N system.

MICHIGAN STATE UNIVERSITY
Office of the Registrar

Trendgraph of Term Grade-Point Averages
COLLEGE OF NATURAL SCIENCE¹
East Lansing Campus



UNDERGRADUATE

CLASS

| | | | | | | | | | | |
|-----------|------|------|------|------|------|------|------|------|------|------|
| Freshman | 2.67 | 2.64 | 2.61 | 2.60 | 2.69 | 2.51 | 2.57 | 2.66 | 2.60 | 2.61 |
| Sophomore | 2.85 | 2.82 | 2.88 | 2.86 | 2.83 | 2.80 | 2.69 | 2.78 | 2.75 | 2.72 |
| Junior | 2.83 | 2.85 | 2.80 | 2.94 | 2.84 | 2.77 | 2.68 | 2.65 | 2.65 | 2.60 |
| Senior | 2.99 | 2.99 | 2.94 | 3.02 | 3.06 | 3.06 | 2.85 | 2.80 | 2.90 | 2.84 |

GENDER

| | | | | | | | | | | |
|-------|------|------|------|------|------|------|------|------|------|------|
| Women | 2.89 | 2.84 | 2.88 | 2.91 | 2.95 | 2.90 | 2.71 | 2.74 | 2.78 | 2.72 |
| Men | 2.82 | 2.83 | 2.77 | 2.83 | 2.80 | 2.70 | 2.71 | 2.71 | 2.70 | 2.68 |

TOTAL UNDERGRADUATE

| | | | | | | | | | |
|------|------|------|------|------|------|------|------|------|------|
| 2.85 | 2.84 | 2.82 | 2.87 | 2.87 | 2.80 | 2.71 | 2.72 | 2.73 | 2.70 |
|------|------|------|------|------|------|------|------|------|------|

GRADUATE

CLASS

| | | | | | | | | | | |
|--------|------|------|------|------|------|------|------|------|------|------|
| Master | 3.47 | 3.45 | 3.49 | 3.50 | 3.48 | 3.45 | 3.45 | 3.46 | 3.46 | 3.42 |
| Doctor | 3.58 | 3.62 | 3.59 | 3.59 | 3.63 | 3.61 | 3.59 | 3.60 | 3.63 | 3.59 |

GENDER

| | | | | | | | | | | |
|-------|------|------|------|------|------|------|------|------|------|------|
| Women | 3.50 | 3.51 | 3.57 | 3.59 | 3.60 | 3.52 | 3.54 | 3.55 | 3.60 | 3.52 |
| Men | 3.50 | 3.51 | 3.51 | 3.51 | 3.51 | 3.50 | 3.50 | 3.52 | 3.53 | 3.50 |

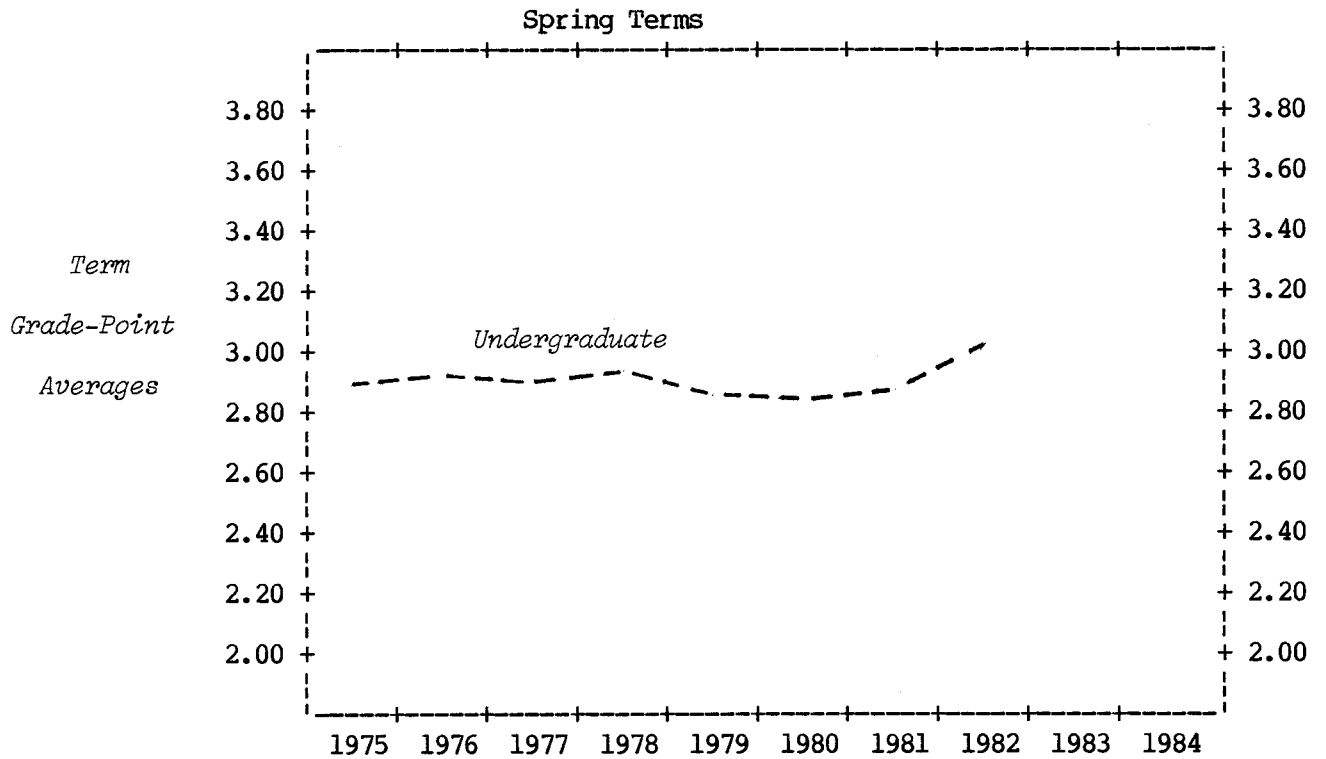
TOTAL GRADUATE

| | | | | | | | | | |
|------|------|------|------|------|------|------|------|------|------|
| 3.50 | 3.51 | 3.53 | 3.53 | 3.53 | 3.50 | 3.51 | 3.53 | 3.54 | 3.50 |
|------|------|------|------|------|------|------|------|------|------|

Note: 1) Includes grades of students enrolled in Lyman Briggs College and the undergraduate Medical Technology program, effective Summer Term 1982.

MICHIGAN STATE UNIVERSITY
Office of the Registrar

Trendgraph of Term Grade-Point Averages
LYMAN BRIGGS COLLEGE¹
East Lansing Campus



UNDERGRADUATE

CLASS

| | | | | | | | | |
|-----------|------|------|------|------|------|------|------|------|
| Freshman | 2.76 | 2.77 | 2.76 | 2.70 | 2.68 | 2.63 | 2.77 | 2.35 |
| Sophomore | 2.91 | 2.95 | 3.00 | 3.05 | 2.88 | 3.02 | 2.95 | 3.33 |
| Junior | 2.94 | 2.96 | 2.92 | 3.00 | 3.13 | 2.93 | 3.10 | 2.96 |
| Senior | 3.22 | 3.12 | 3.05 | 3.23 | 3.00 | 3.03 | 2.96 | 3.08 |

GENDER

| | | | | | | | | |
|-------|------|------|------|------|------|------|------|------|
| Women | 2.97 | 3.01 | 2.96 | 2.97 | 2.90 | 2.87 | 2.90 | 3.02 |
| Men | 2.86 | 2.88 | 2.89 | 2.95 | 2.84 | 2.84 | 2.89 | 3.03 |

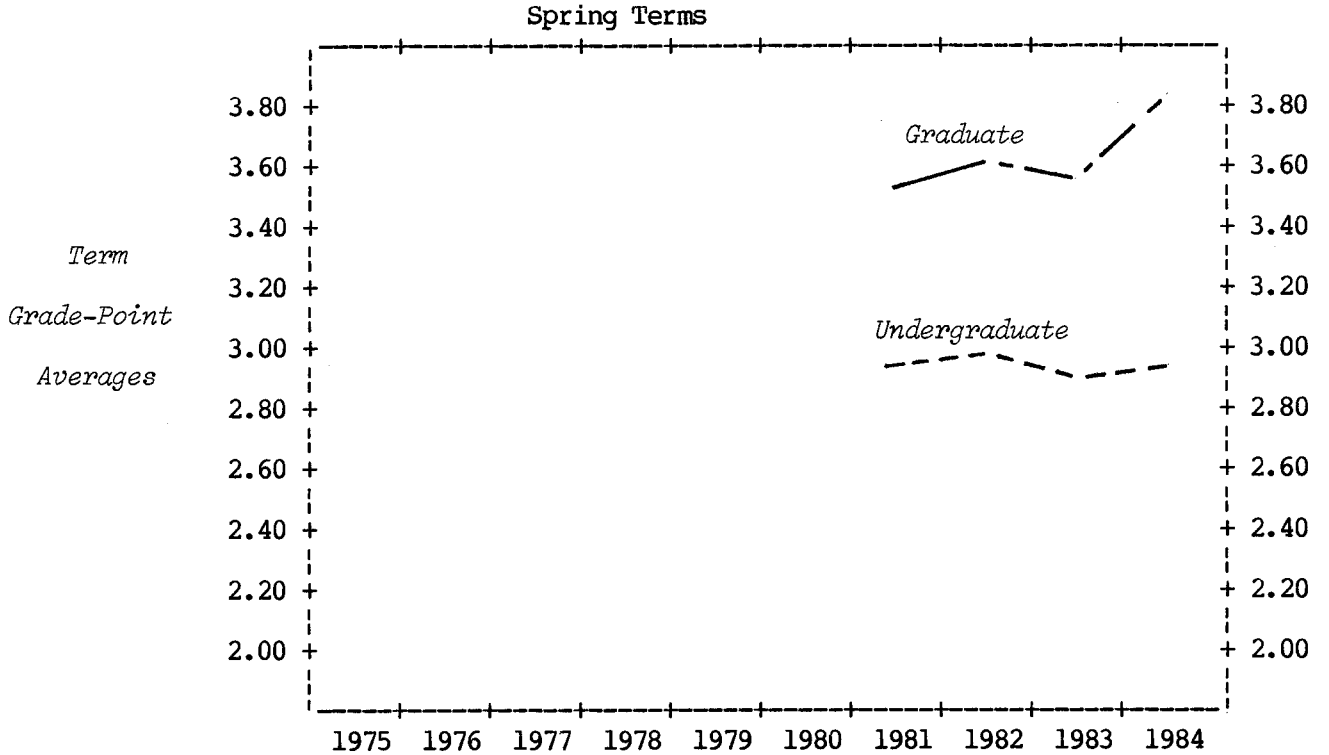
TOTAL UNDERGRADUATE

| | | | | | | | |
|------|------|------|------|------|------|------|------|
| 1975 | 1976 | 1977 | 1978 | 1979 | 1980 | 1981 | 1982 |
| 2.90 | 2.92 | 2.91 | 2.95 | 2.87 | 2.85 | 2.89 | 3.02 |

Note: 1) Grades of Lyman Briggs students were transferred to the College of Natural Science, effective Summer Term 1982.

MICHIGAN STATE UNIVERSITY
Office of the Registrar

Trendgraph of Term Grade-Point Averages
COLLEGE OF NURSING
East Lansing Campus



UNDERGRADUATE

CLASS

| | | | | |
|-----------|------|------|------|------|
| Freshman | 2.54 | 2.72 | 2.57 | 2.65 |
| Sophomore | 3.01 | 2.91 | 2.90 | 2.82 |
| Junior | 3.05 | 3.01 | 3.08 | 3.08 |
| Senior | 3.17 | 3.20 | 3.22 | 3.30 |

GENDER

| | | | | |
|-------|------|------|------|------|
| Women | 2.95 | 3.00 | 2.90 | 2.95 |
| Men | 2.84 | 2.76 | 3.05 | 2.83 |

TOTAL UNDERGRADUATE

| | | | |
|------|------|------|------|
| 2.95 | 2.99 | 2.91 | 2.94 |
|------|------|------|------|

GRADUATE

CLASS

| | | | | |
|--------|------|------|------|------|
| Master | 3.56 | 3.62 | 3.59 | 3.86 |
|--------|------|------|------|------|

GENDER

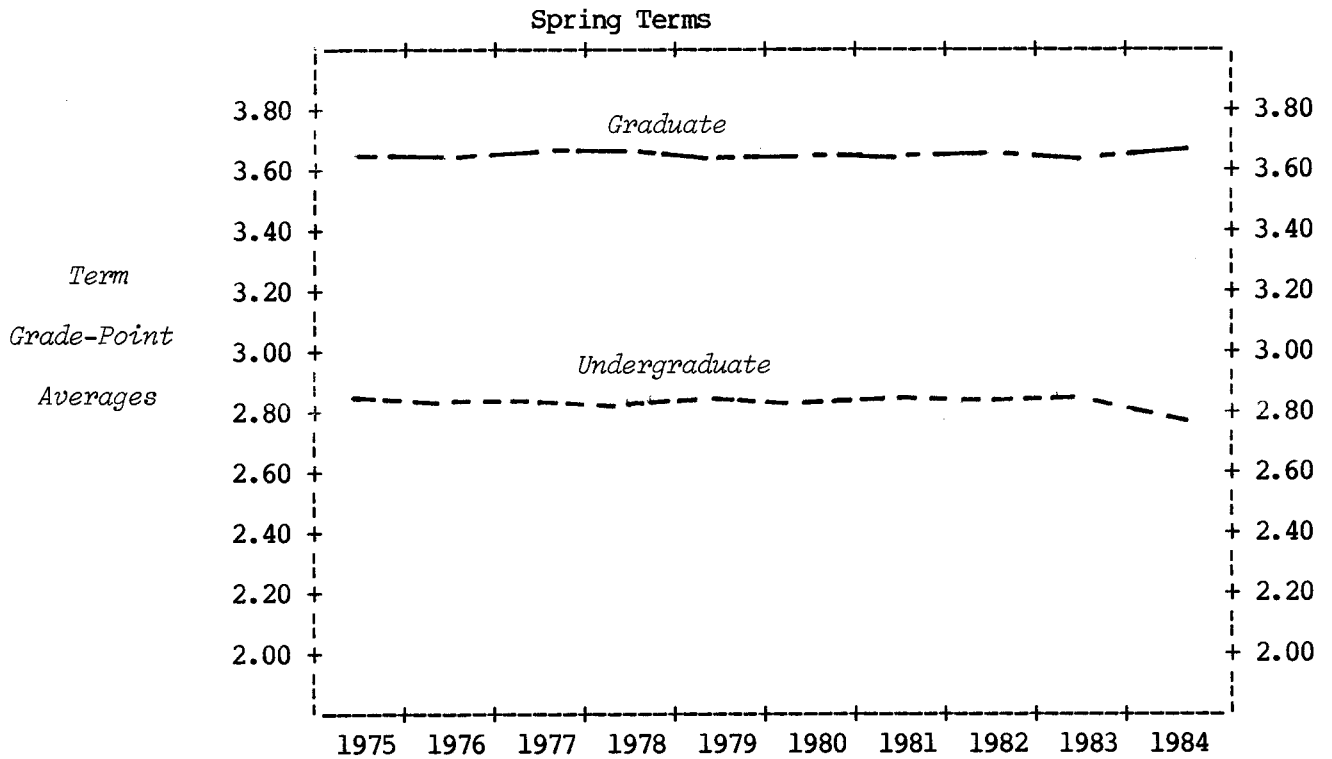
| | | | | |
|-------|------|------|------|------|
| Women | 3.56 | 3.60 | 3.64 | 3.86 |
| Men | | | 3.17 | |

TOTAL GRADUATE

| | | | |
|------|------|------|------|
| 3.56 | 3.62 | 3.59 | 3.86 |
|------|------|------|------|

MICHIGAN STATE UNIVERSITY
Office of the Registrar

Trendgraph of Term Grade-Point Averages
COLLEGE OF SOCIAL SCIENCE
East Lansing Campus



UNDERGRADUATE

CLASS

| | | | | | | | | | | |
|-----------|------|------|------|------|------|------|------|------|------|------|
| Freshman | 2.67 | 2.71 | 2.66 | 2.62 | 2.65 | 2.62 | 2.61 | 2.62 | 2.64 | 2.58 |
| Sophomore | 2.80 | 2.78 | 2.78 | 2.76 | 2.79 | 2.78 | 2.84 | 2.72 | 2.76 | 2.75 |
| Junior | 2.82 | 2.83 | 2.81 | 2.81 | 2.79 | 2.82 | 2.85 | 2.80 | 2.79 | 2.76 |
| Senior | 2.96 | 2.92 | 2.92 | 2.91 | 2.91 | 2.91 | 2.92 | 2.92 | 2.94 | 2.86 |

GENDER

| | | | | | | | | | | |
|-------|------|------|------|------|------|------|------|------|------|------|
| Women | 2.93 | 2.93 | 2.89 | 2.88 | 2.86 | 2.88 | 2.89 | 2.84 | 2.87 | 2.81 |
| Men | 2.79 | 2.76 | 2.77 | 2.75 | 2.77 | 2.74 | 2.79 | 2.77 | 2.78 | 2.74 |

TOTAL UNDERGRADUATE

| | | | | | | | | | |
|------|------|------|------|------|------|------|------|------|------|
| 2.85 | 2.84 | 2.83 | 2.81 | 2.82 | 2.81 | 2.84 | 2.81 | 2.83 | 2.78 |
|------|------|------|------|------|------|------|------|------|------|

GRADUATE

CLASS

| | | | | | | | | | | |
|--------|------|------|------|------|------|------|------|------|------|------|
| Master | 3.67 | 3.66 | 3.67 | 3.67 | 3.62 | 3.63 | 3.62 | 3.64 | 3.62 | 3.65 |
| Doctor | 3.77 | 3.78 | 3.79 | 3.72 | 3.74 | 3.67 | 3.71 | 3.71 | 3.70 | 3.70 |

GENDER

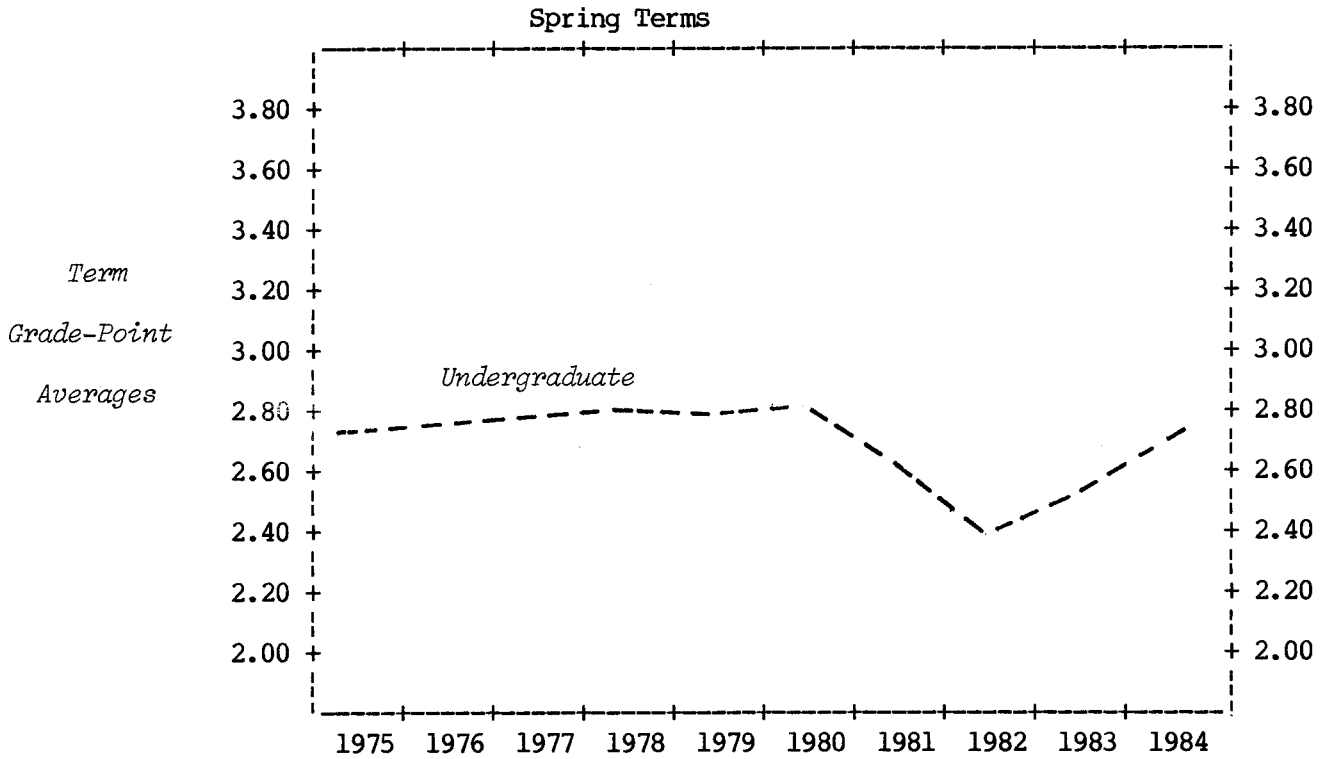
| | | | | | | | | | | |
|-------|------|------|------|------|------|------|------|------|------|------|
| Women | 3.76 | 3.72 | 3.70 | 3.72 | 3.68 | 3.66 | 3.65 | 3.68 | 3.67 | 3.72 |
| Men | 3.64 | 3.64 | 3.68 | 3.65 | 3.62 | 3.62 | 3.62 | 3.61 | 3.59 | 3.58 |

TOTAL GRADUATE

| | | | | | | | | | |
|------|------|------|------|------|------|------|------|------|------|
| 3.68 | 3.67 | 3.69 | 3.68 | 3.64 | 3.64 | 3.63 | 3.65 | 3.63 | 3.66 |
|------|------|------|------|------|------|------|------|------|------|

MICHIGAN STATE UNIVERSITY
Office of the Registrar

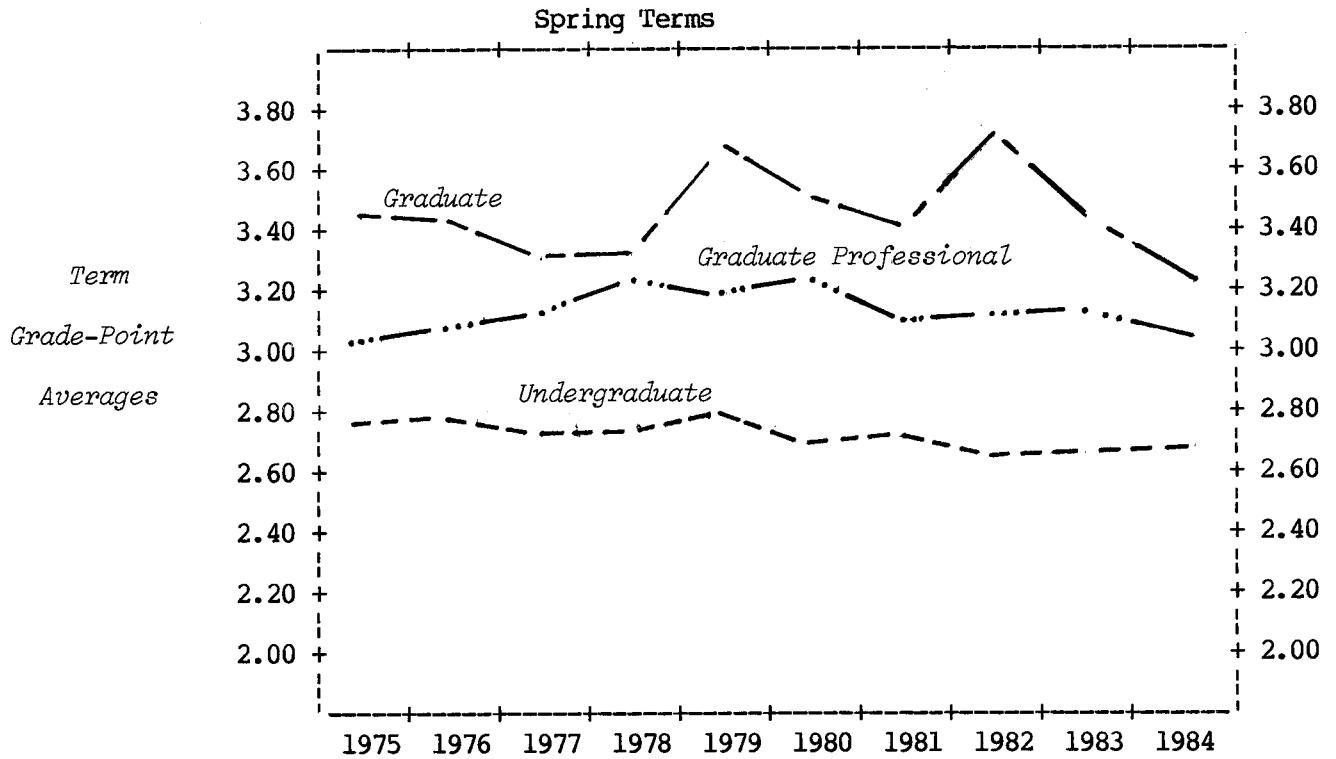
Trendgraph of Term Grade-Point Averages
URBAN AFFAIRS PROGRAMS
East Lansing Campus



| <u>UNDERGRADUATE</u> | | | | | | | | | | |
|----------------------|------|------|------|------|------|------|------|------|------|------|
| CLASS | 1975 | 1976 | 1977 | 1978 | 1979 | 1980 | 1981 | 1982 | 1983 | 1984 |
| Freshman | 3.31 | 2.63 | 2.78 | 2.32 | 2.30 | 2.45 | 2.72 | | | |
| Sophomore | 2.74 | 2.60 | 2.79 | 2.73 | 2.77 | 2.92 | 3.04 | 2.23 | | |
| Junior | 2.68 | 2.83 | 2.67 | 2.95 | 2.87 | 2.65 | 2.52 | 2.55 | 2.67 | |
| Senior | 2.81 | 2.81 | 2.88 | 2.71 | 2.77 | 2.92 | 2.55 | 2.37 | 2.48 | 2.72 |
| GENDER | | | | | | | | | | |
| Women | 2.90 | 2.96 | 2.91 | 2.91 | 2.98 | 2.96 | 2.70 | 2.66 | 2.40 | |
| Men | 2.57 | 2.55 | 2.58 | 2.56 | 2.39 | 2.55 | 2.45 | 2.05 | 2.68 | 2.72 |
| TOTAL UNDERGRADUATE | 2.75 | 2.78 | 2.79 | 2.79 | 2.79 | 2.80 | 2.60 | 2.38 | 2.50 | 2.72 |

MICHIGAN STATE UNIVERSITY
Office of the Registrar

Trendgraph of Term Grade-Point Averages
COLLEGE OF VETERINARY MEDICINE
East Lansing Campus



UNDERGRADUATE

CLASS

| | | | | | | | | | | |
|-----------|------|------|------|------|------|------|------|------|------|------|
| Freshman | 2.69 | 2.73 | 2.66 | 2.64 | 2.71 | 2.65 | 2.68 | 2.63 | 2.67 | 2.59 |
| Sophomore | 2.84 | 2.90 | 2.92 | 2.92 | 2.94 | 2.82 | 2.77 | 2.71 | 2.70 | 2.82 |

GENDER

| | | | | | | | | | | |
|-------|------|------|------|------|------|------|------|------|------|------|
| Women | 2.77 | 2.81 | 2.72 | 2.70 | 2.78 | 2.70 | 2.74 | 2.60 | 2.65 | 2.69 |
| Men | 2.79 | 2.77 | 2.78 | 2.80 | 2.81 | 2.69 | 2.67 | 2.77 | 2.73 | 2.70 |

TOTAL UNDERGRADUATE

| | | | | | | | | | |
|------|------|------|------|------|------|------|------|------|------|
| 2.78 | 2.79 | 2.75 | 2.75 | 2.80 | 2.71 | 2.72 | 2.66 | 2.68 | 2.69 |
|------|------|------|------|------|------|------|------|------|------|

GRADUATE

CLASS

| | | | | | | | | | | |
|--------|------|------|------|------|------|------|------|------|------|------|
| Master | 3.49 | 3.39 | 3.23 | 3.31 | 3.73 | 3.53 | 3.24 | 3.85 | 3.47 | 3.39 |
| Doctor | 3.38 | 3.62 | 3.51 | 3.46 | 3.77 | 3.64 | 3.81 | 3.69 | 3.38 | 3.01 |

GENDER

| | | | | | | | | | | |
|-------|------|------|------|------|------|------|------|------|------|------|
| Women | 3.53 | 3.60 | 3.35 | 3.38 | 3.69 | 3.64 | 3.95 | 3.85 | 3.81 | 2.61 |
| Men | 3.45 | 3.39 | 3.33 | 3.35 | 3.70 | 3.54 | 3.21 | 3.73 | 3.24 | 3.52 |

TOTAL GRADUATE

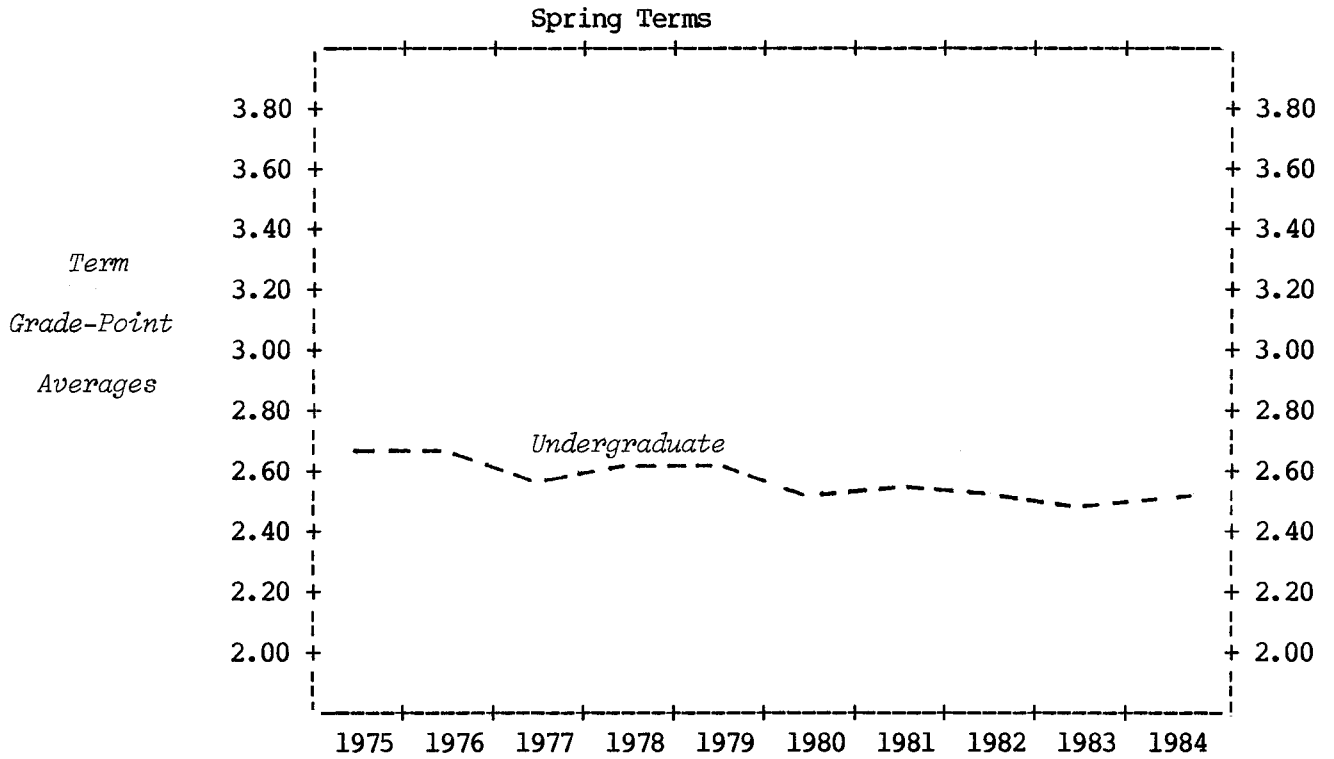
| | | | | | | | | | |
|------|------|------|------|------|------|------|------|------|------|
| 3.46 | 3.43 | 3.34 | 3.36 | 3.69 | 3.56 | 3.41 | 3.77 | 3.45 | 3.23 |
|------|------|------|------|------|------|------|------|------|------|

TOTAL GRADUATE
PROFESSIONAL

| | | | | | | | | | |
|------|------|------|------|------|------|------|------|------|------|
| 3.02 | 3.09 | 3.16 | 3.22 | 3.20 | 3.22 | 3.11 | 3.16 | 3.17 | 3.05 |
|------|------|------|------|------|------|------|------|------|------|

MICHIGAN STATE UNIVERSITY
Office of the Registrar

Trendgraph of Term Grade-Point Averages
UNDERGRADUATE UNIVERSITY DIVISION - NO PREFERENCE
East Lansing Campus

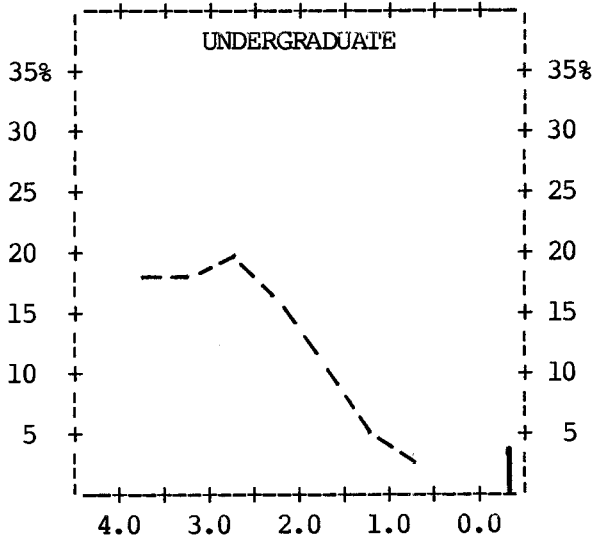


| <u>UNDERGRADUATE</u> | 1975 | 1976 | 1977 | 1978 | 1979 | 1980 | 1981 | 1982 | 1983 | 1984 |
|----------------------------|------|------|------|------|------|------|------|------|------|------|
| <u>CLASS</u> | | | | | | | | | | |
| Freshman | 2.68 | 2.69 | 2.61 | 2.63 | 2.63 | 2.53 | 2.57 | 2.55 | 2.49 | 2.53 |
| Sophomore | 2.64 | 2.59 | 2.56 | 2.54 | 2.55 | 2.49 | 2.54 | 2.54 | 2.48 | 2.51 |
| <u>GENDER</u> | | | | | | | | | | |
| Women | 2.73 | 2.75 | 2.63 | 2.63 | 2.64 | 2.59 | 2.62 | 2.59 | 2.56 | 2.55 |
| Men | 2.59 | 2.54 | 2.54 | 2.56 | 2.55 | 2.43 | 2.47 | 2.48 | 2.39 | 2.49 |
| <u>TOTAL UNDERGRADUATE</u> | 2.66 | 2.66 | 2.59 | 2.61 | 2.61 | 2.52 | 2.56 | 2.55 | 2.49 | 2.53 |

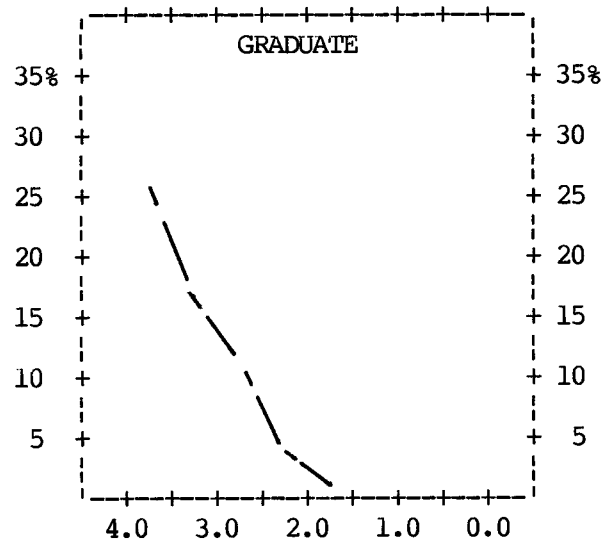
MICHIGAN STATE UNIVERSITY
Office of the Registrar

DISTRIBUTION OF COURSE GRADES
East Lansing Campus

Spring 1984



Percent
of
Total
Grades
Earned



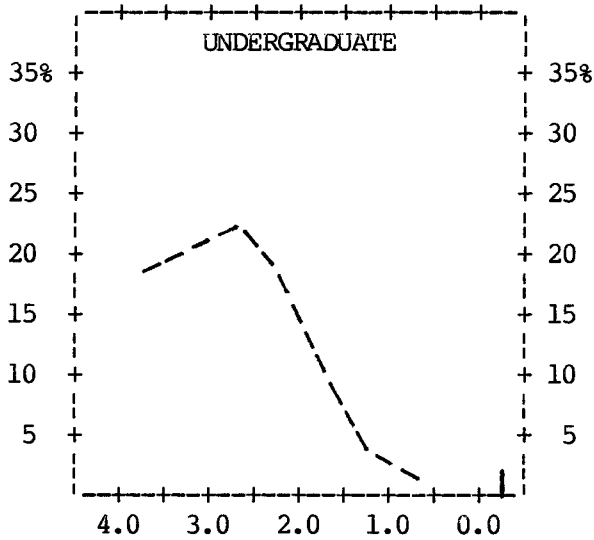
| | Total Grades | Percent Distribution of Numerical Grades | | | | | | | | Percent Letter Grades ¹ |
|-----------------------------------|-----------------|--|-------|-------|-------|-------|------|------|------|--|
| | | 4.0 | 3.5 | 3.0 | 2.5 | 2.0 | 1.5 | 1.0 | 0.0 | |
| <u>UNDERGRADUATES²</u> | | | | | | | | | | |
| Number of Grades | 107611 | 19322 | 18860 | 21865 | 17350 | 12899 | 5398 | 3565 | 4364 | 3988 |
| Percent of Campus | 100 | 18 | 18 | 20 | 16 | 12 | 5 | 3 | 4 | 4 |
| <u>GRADUATES³</u> | | | | | | | | | | |
| Number of Grades | 18314 | 4791 | 3183 | 1953 | 588 | 266 | 78 | 29 | 59 | 7367 |
| Percent of Campus | 100 | 26 | 17 | 11 | 3 | 1 | | | | 42 |

- Note: 1) The following grades and symbols are included: CR-NC, P-N, I, DF, and V.
 2) Totals do not include grades earned by students enrolled in the Institute of Agricultural Technology.
 3) Includes master, doctor and graduate professional students.

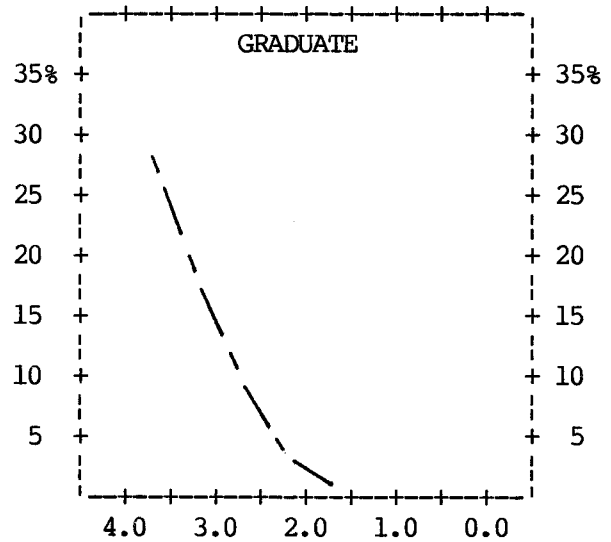
MICHIGAN STATE UNIVERSITY
Office of the Registrar

Distribution of Course Grades
COLLEGE OF AGRICULTURE AND NATURAL RESOURCES
East Lansing Campus

Spring 1984



*Percent
of
Total
Grades
Earned*



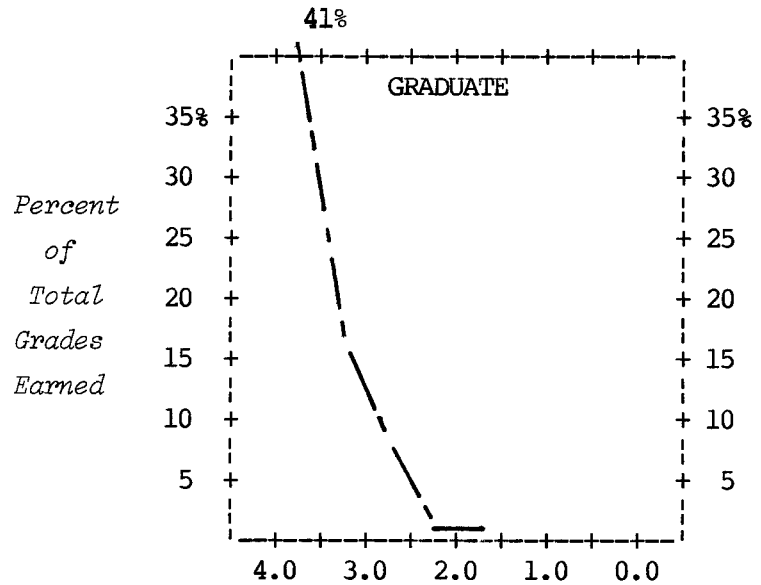
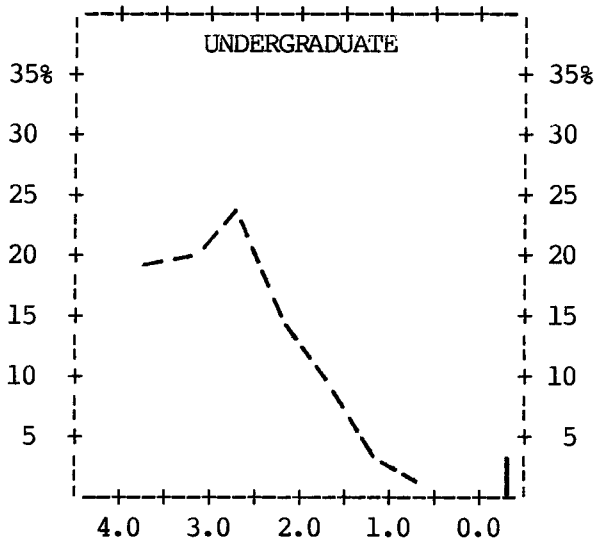
| | Total Grades | Percent Distribution of Numerical Grades | | | | | | | | Percent Letter Grades ¹ |
|------------------------------------|-----------------|--|-----|------|-----|-----|-----|-----|-----|--|
| | | 4.0 | 3.5 | 3.0 | 2.5 | 2.0 | 1.5 | 1.0 | 0.0 | |
| <u>UNDERGRADUATES</u> ² | | | | | | | | | | |
| Number of Grades | 4988 | 917 | 985 | 1113 | 873 | 565 | 177 | 101 | 98 | 159 |
| Percent of Total | | | | | | | | | | |
| - College | 100 | 18 | 20 | 22 | 18 | 11 | 4 | 2 | 2 | 3 |
| - Campus | 100 | 18 | 18 | 20 | 16 | 12 | 5 | 3 | 4 | 4 |
| <u>GRADUATES</u> | | | | | | | | | | |
| Number of Grades | 1080 | 304 | 196 | 110 | 29 | 12 | 3 | | 1 | 425 |
| Percent of Total | | | | | | | | | | |
| - College | 100 | 28 | 18 | 10 | 3 | 1 | | | | 40 |
| - Campus | 100 | 26 | 17 | 11 | 3 | 1 | | | | 42 |

Notes: 1) The following grades and symbols are included: CR-NC, P-N, I, DF, and V.
2) Totals do not include grades earned by students enrolled in the Institute of Agricultural Technology.

MICHIGAN STATE UNIVERSITY
Office of the Registrar

Distribution of Course Grades
COLLEGE OF ARTS AND LETTERS
East Lansing Campus

Spring 1984



Percent
of
Total
Grades
Earned

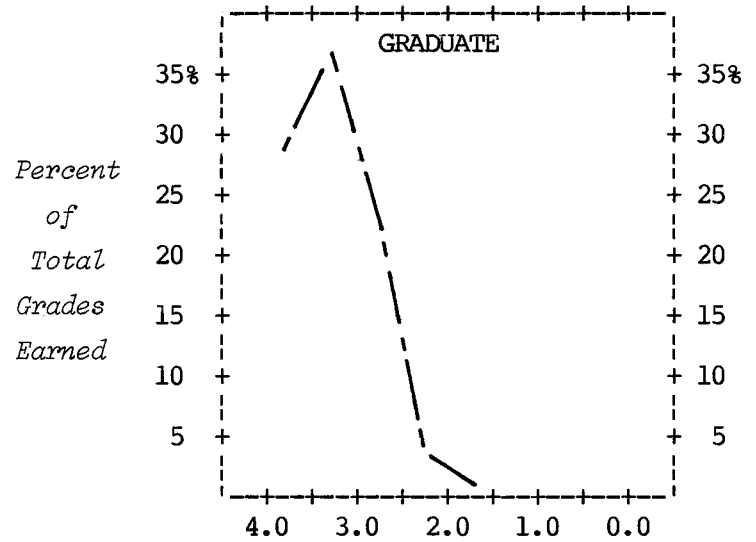
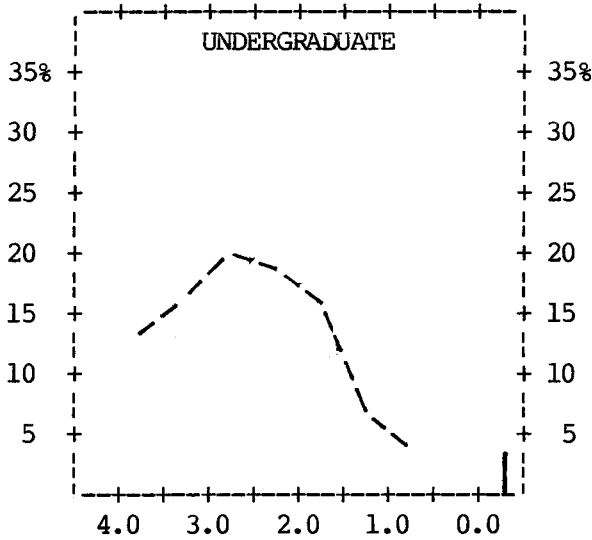
| | Total Grades | Percent Distribution of Numerical Grades | | | | | | | | Percent Letter Grades ¹ |
|-----------------------|-----------------|--|------|------|------|------|-----|-----|-----|--|
| | | 4.0 | 3.5 | 3.0 | 2.5 | 2.0 | 1.5 | 1.0 | 0.0 | |
| <u>UNDERGRADUATES</u> | | | | | | | | | | |
| Number of Grades | 22900 | 4316 | 4516 | 5248 | 3428 | 2201 | 857 | 529 | 783 | 1022 |
| Percent of Total | | | | | | | | | | |
| - College | 100 | 19 | 20 | 23 | 15 | 10 | 4 | 2 | 3 | 4 |
| - Campus | 100 | 18 | 18 | 20 | 16 | 12 | 5 | 3 | 4 | 4 |
| <u>GRADUATES</u> | | | | | | | | | | |
| Number of Grades | 1509 | 626 | 237 | 126 | 16 | 8 | | 1 | 6 | 489 |
| Percent of Total | | | | | | | | | | |
| - College | 100 | 41 | 16 | 8 | 1 | 1 | | | | 33 |
| - Campus | 100 | 26 | 17 | 11 | 3 | 1 | | | | 42 |

Notes: 1) the following grades and symbols are included: CR-NC, P-N, I, DF, and V.

MICHIGAN STATE UNIVERSITY
Office of the Registrar

Distribution of Course Grades
COLLEGE OF BUSINESS
East Lansing Campus

Spring 1984



Percent
of
Total
Grades
Earned

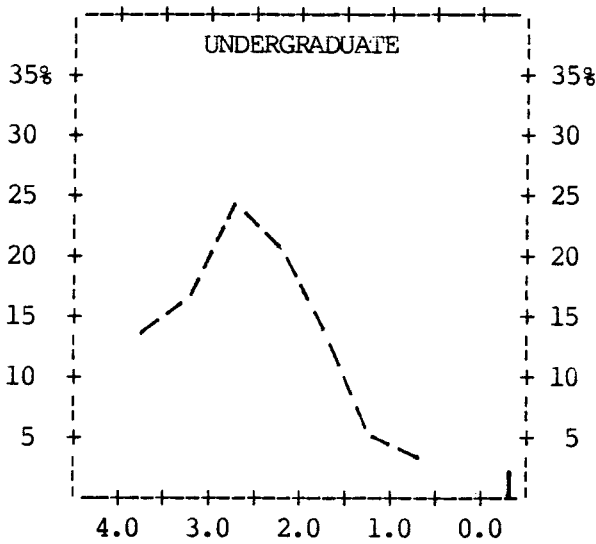
| | Total Grades | Percent Distribution of Numerical Grades | | | | | | | | Percent Letter Grades ¹ |
|-----------------------|-----------------|--|------|------|------|------|-----|-----|-----|--|
| | | 4.0 | 3.5 | 3.0 | 2.5 | 2.0 | 1.5 | 1.0 | 0.0 | |
| <u>UNDERGRADUATES</u> | | | | | | | | | | |
| Number of Grades | 14300 | 1881 | 2260 | 2864 | 2682 | 2335 | 958 | 613 | 461 | 246 |
| Percent of Total | | | | | | | | | | |
| - College | 101 | 13 | 16 | 20 | 19 | 16 | 7 | 4 | 3 | 2 |
| - Campus | 100 | 18 | 18 | 20 | 16 | 12 | 5 | 3 | 4 | 4 |
| <u>GRADUATES</u> | | | | | | | | | | |
| Number of Grades | 1851 | 517 | 679 | 404 | 69 | 14 | 2 | 3 | 5 | 158 |
| Percent of Total | | | | | | | | | | |
| - College | 100 | 28 | 37 | 22 | 4 | 1 | | | | 8 |
| - Campus | 100 | 26 | 17 | 11 | 3 | 1 | | | | 42 |

Notes: 1) the following grades and symbols are included: CR-NC, P-N, I, DF, and V.

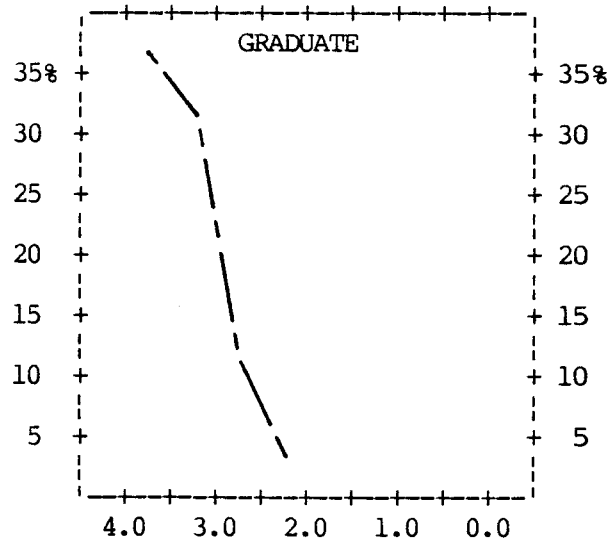
MICHIGAN STATE UNIVERSITY
Office of the Registrar

Distribution of Course Grades
COLLEGE OF COMMUNICATION ARTS AND SCIENCES
East Lansing Campus

Spring 1984



*Percent
of
Total
Grades
Earned*



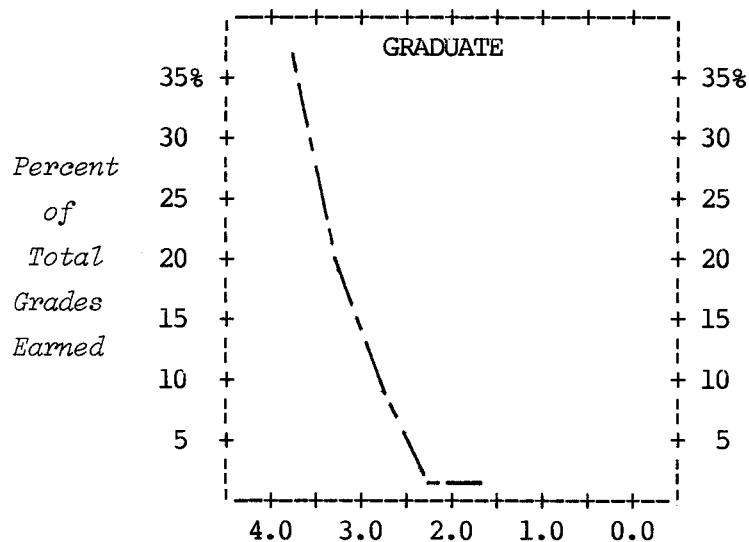
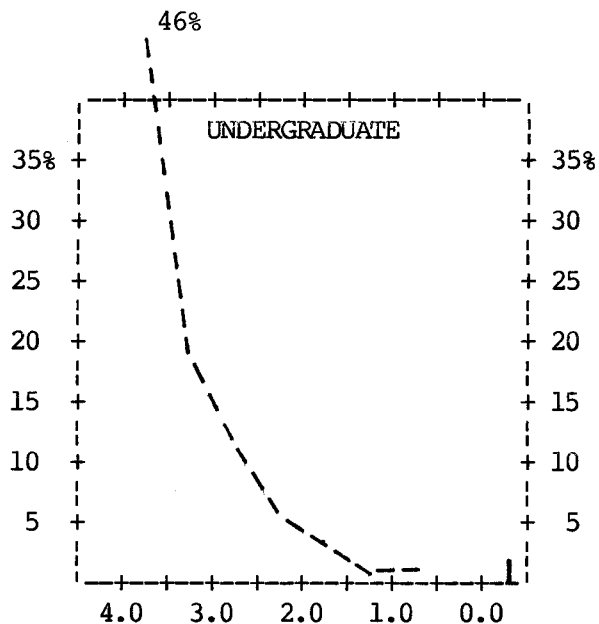
| | Total Grades | Percent Distribution of Numerical Grades | | | | | | | | Percent Letter Grades ¹ |
|-----------------------|-----------------|--|------|------|------|-----|-----|-----|-----|--|
| | | 4.0 | 3.5 | 3.0 | 2.5 | 2.0 | 1.5 | 1.0 | 0.0 | |
| <u>UNDERGRADUATES</u> | | | | | | | | | | |
| Number of Grades | 6583 | 843 | 1069 | 1597 | 1333 | 918 | 356 | 180 | 144 | 143 |
| Percent of Total | | | | | | | | | | |
| - College | 101 | 13 | 16 | 24 | 20 | 14 | 5 | 3 | 2 | 3 |
| - Campus | 100 | 18 | 18 | 20 | 16 | 12 | 5 | 3 | 4 | 4 |
| <u>GRADUATES</u> | | | | | | | | | | |
| Number of Grades | 681 | 251 | 216 | 81 | 20 | 3 | | | 2 | 108 |
| Percent of Total | | | | | | | | | | |
| - College | 100 | 37 | 32 | 12 | 3 | | | | | 16 |
| - Campus | 100 | 26 | 17 | 11 | 3 | 1 | | | | 42 |

Notes: 1) the following grades and symbols are included: CR-NC, P-N, I, DF, and V.

MICHIGAN STATE UNIVERSITY
Office of the Registrar

Distribution of Course Grades
COLLEGE OF EDUCATION
East Lansing Campus

Spring 1984



Percent
of
Total
Grades
Earned

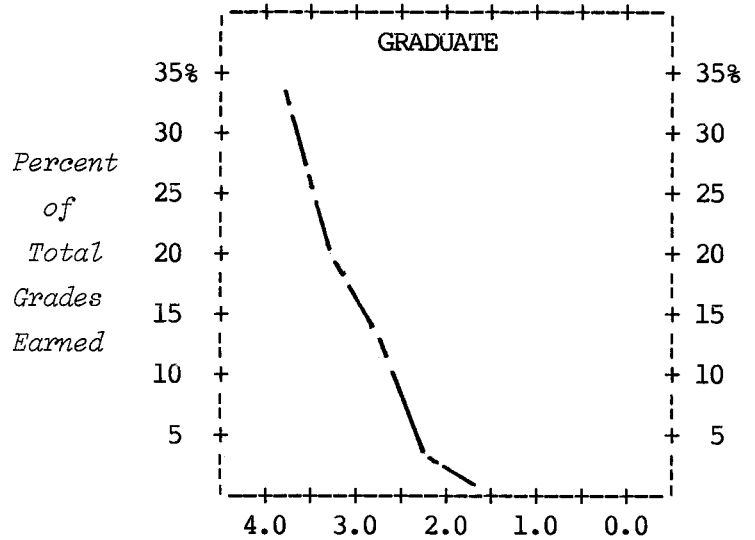
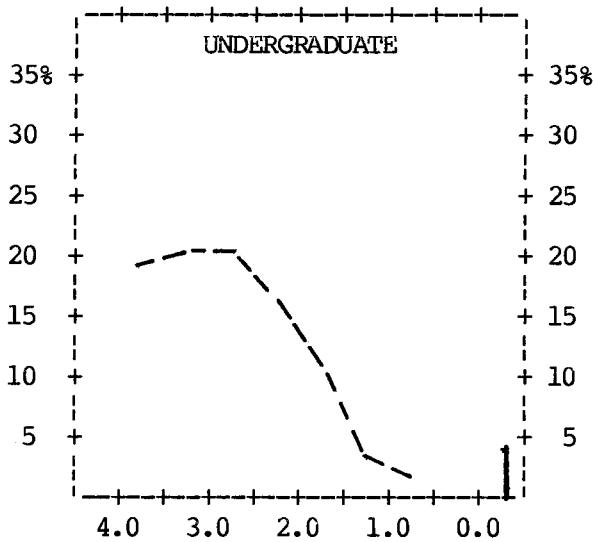
| | Total Grades | Percent Distribution of Numerical Grades | | | | | | | | Percent Letter Grades ¹ |
|-----------------------|-----------------|--|------|-----|-----|-----|-----|-----|-----|--|
| | | 4.0 | 3.5 | 3.0 | 2.5 | 2.0 | 1.5 | 1.0 | 0.0 | |
| <u>UNDERGRADUATES</u> | | | | | | | | | | |
| Number of Grades | 7360 | 3415 | 1369 | 834 | 338 | 222 | 61 | 58 | 161 | 902 |
| Percent of Total | | | | | | | | | | |
| - College | 100 | 46 | 19 | 11 | 5 | 3 | 1 | 1 | 2 | 12 |
| - Campus | 100 | 18 | 18 | 20 | 16 | 12 | 5 | 3 | 4 | 4 |
| <u>GRADUATES</u> | | | | | | | | | | |
| Number of Grades | 2460 | 916 | 474 | 228 | 27 | 14 | 2 | 3 | 1 | 795 |
| Percent of Total | | | | | | | | | | |
| - College | 100 | 37 | 19 | 9 | 1 | 1 | | | | 33 |
| - Campus | 100 | 26 | 17 | 11 | 3 | 1 | | | | 42 |

Notes: 1) the following grades and symbols are included: CR-NC, P-N, I, DF, and V.

MICHIGAN STATE UNIVERSITY
Office of the Registrar

Distribution of Course Grades
COLLEGE OF ENGINEERING
East Lansing Campus

Spring 1984



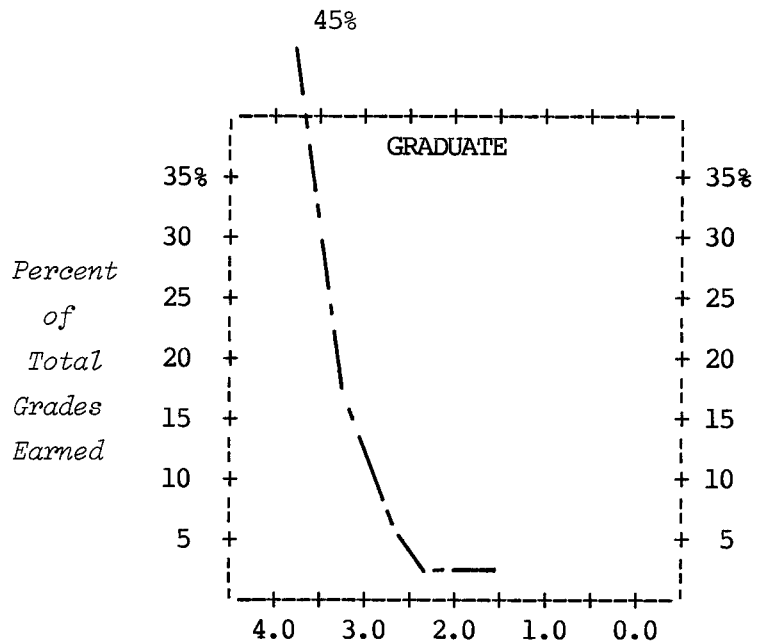
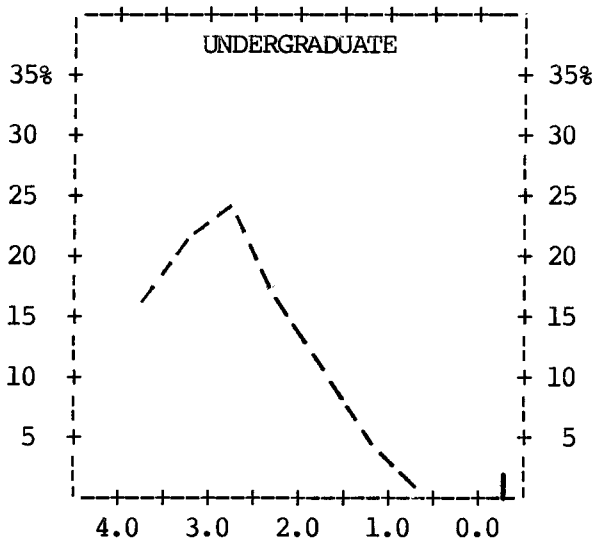
| | Total Grades | Percent Distribution of Numerical Grades | | | | | | | | Percent Letter Grades ¹ |
|-----------------------|--------------|--|------|------|------|-----|-----|-----|-----|------------------------------------|
| | | 4.0 | 3.5 | 3.0 | 2.5 | 2.0 | 1.5 | 1.0 | 0.0 | |
| <u>UNDERGRADUATES</u> | | | | | | | | | | |
| Number of Grades | 7281 | 1414 | 1461 | 1442 | 1252 | 828 | 221 | 113 | 311 | 239 |
| Percent of Total | | | | | | | | | | |
| - College | 100 | 19 | 20 | 20 | 17 | 11 | 3 | 2 | 4 | 4 |
| - Campus | 100 | 18 | 18 | 20 | 16 | 12 | 5 | 3 | 4 | 4 |
| <u>GRADUATES</u> | | | | | | | | | | |
| Number of Grades | 837 | 275 | 166 | 110 | 36 | 9 | 1 | 1 | 6 | 233 |
| Percent of Total | | | | | | | | | | |
| - College | 100 | 33 | 20 | 13 | 4 | 1 | | | 1 | 28 |
| - Campus | 100 | 26 | 17 | 11 | 3 | 1 | | | | 42 |

Notes: 1) the following grades and symbols are included: CR-NC, P-N, I, DF, and V.

MICHIGAN STATE UNIVERSITY
Office of the Registrar

Distribution of Course Grades
COLLEGE OF HUMAN ECOLOGY
East Lansing Campus

Spring 1984



Percent
of
Total
Grades
Earned

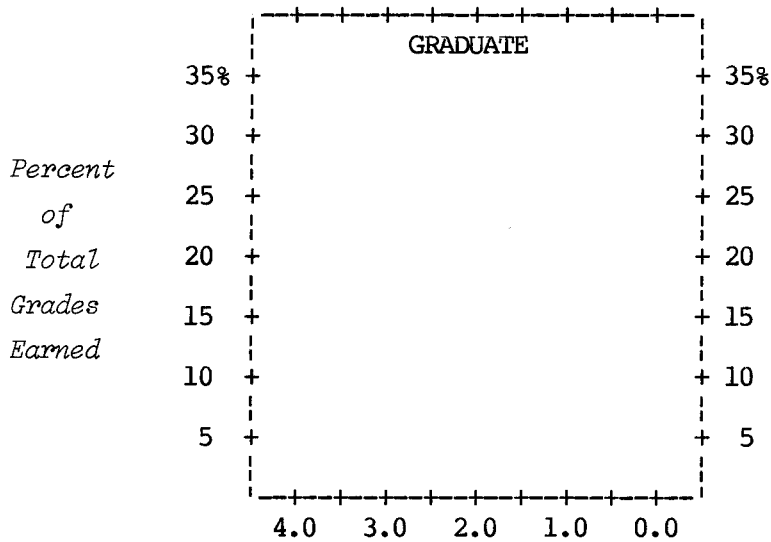
| | Total Grades | Percent Distribution of Numerical Grades | | | | | | | | Percent Letter Grades ¹ |
|-----------------------|-----------------|--|------|------|-----|-----|-----|-----|-----|--|
| | | 4.0 | 3.5 | 3.0 | 2.5 | 2.0 | 1.5 | 1.0 | 0.0 | |
| UNDERGRADUATES | | | | | | | | | | |
| Number of Grades | 4848 | 780 | 1013 | 1179 | 805 | 559 | 235 | 113 | 105 | 59 |
| Percent of Total | | | | | | | | | | |
| - College | 100 | 16 | 21 | 24 | 17 | 12 | 5 | 2 | 2 | 1 |
| - Campus | 100 | 18 | 18 | 20 | 16 | 12 | 5 | 3 | 4 | 4 |
| GRADUATES | | | | | | | | | | |
| Number of Grades | 332 | 149 | 63 | 21 | 5 | 5 | 1 | | | 88 |
| Percent of Total | | | | | | | | | | |
| - College | 100 | 45 | 19 | 6 | 2 | 2 | | | | 26 |
| - Campus | 100 | 26 | 17 | 11 | 3 | 1 | | | | 42 |

Notes: 1) the following grades and symbols are included: CR-NC, P-N, I, DF, and V.

MICHIGAN STATE UNIVERSITY
Office of the Registrar

Distribution of Course Grades
COLLEGE OF HUMAN MEDICINE
East Lansing Campus

Spring 1984



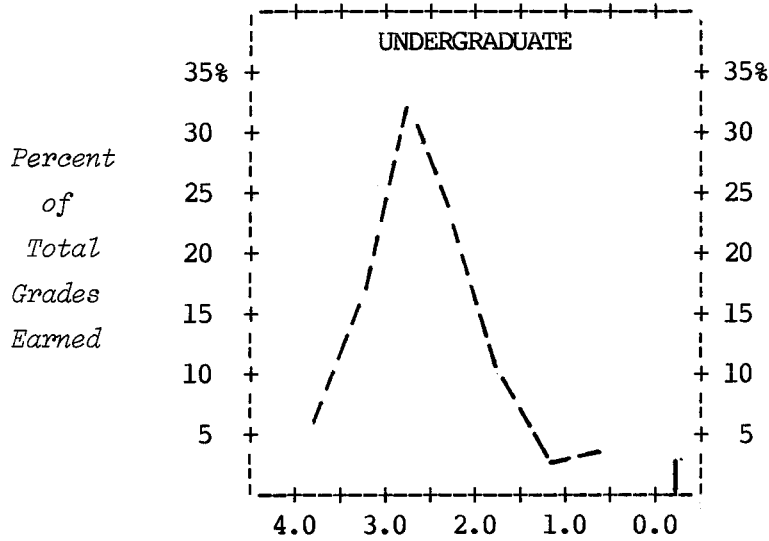
| | Total Grades | Percent Distribution of Numerical Grades | | | | | | | | Percent Letter Grades ¹ |
|-----------------------|--------------|--|-----|-----|-----|-----|-----|-----|-----|------------------------------------|
| | | 4.0 | 3.5 | 3.0 | 2.5 | 2.0 | 1.5 | 1.0 | 0.0 | |
| <u>UNDERGRADUATES</u> | | | | | | | | | | |
| Number of Grades | 9 | 4 | 1 | 1 | 1 | | | | | 2 |
| Percent of Total | | | | | | | | | | |
| - College | 100 | | | | | | | | | 4 |
| - Campus | 100 | 18 | 18 | 20 | 16 | 12 | 5 | 3 | 4 | 4 |
| <u>GRADUATES</u> | | | | | | | | | | |
| Number of Grades | 1430 | 9 | 2 | | | | | | | 1419 |
| Percent of Total | | | | | | | | | | |
| - College | 100 | 1 | | | | | | | | 99 |
| - Campus | 100 | 26 | 17 | 11 | 3 | 1 | | | | 42 |

Notes: 1) the following grades and symbols are included: CR-NC, P-N, I, DF, and V.

MICHIGAN STATE UNIVERSITY
Office of the Registrar

Distribution of Course Grades
JAMES MADISON COLLEGE
East Lansing Campus

Spring 1984



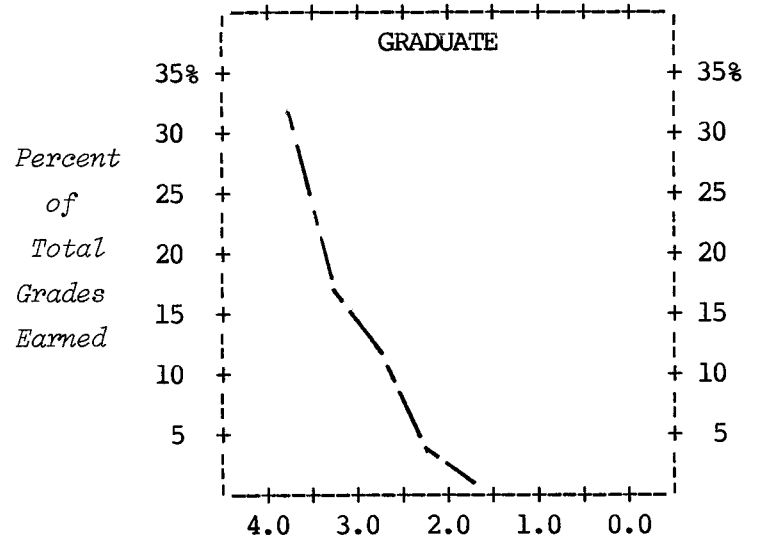
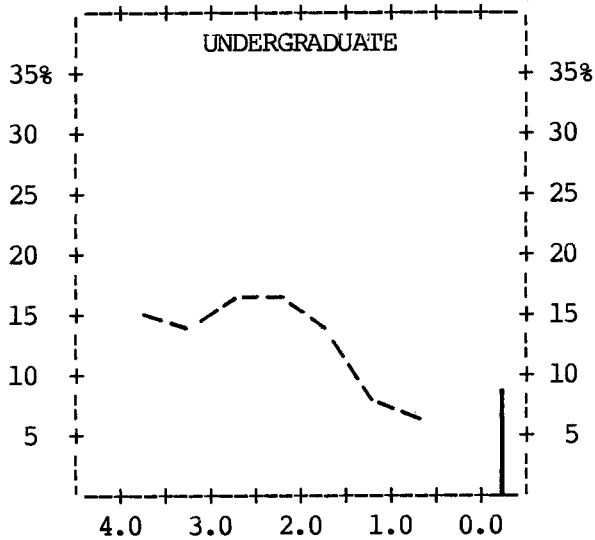
| | Total Grades | Percent Distribution of Numerical Grades | | | | | | | | Percent Letter Grades ¹ |
|-----------------------|--------------|--|-----|-----|-----|-----|-----|-----|-----|------------------------------------|
| | | 4.0 | 3.5 | 3.0 | 2.5 | 2.0 | 1.5 | 1.0 | 0.0 | |
| <u>UNDERGRADUATES</u> | | | | | | | | | | |
| Number of Grades | 1096 | 61 | 180 | 349 | 263 | 113 | 41 | 17 | 31 | 41 |
| Percent of Total | | | | | | | | | | |
| - College | 100 | 6 | 16 | 32 | 24 | 10 | 4 | 2 | 3 | 3 |
| - Campus | 100 | 18 | 18 | 20 | 16 | 12 | 5 | 3 | 4 | 4 |

Notes: 1) the following grades and symbols are included: CR-NC, P-N, I, DF, and V.

MICHIGAN STATE UNIVERSITY
Office of the Registrar

Distribution of Course Grades
COLLEGE OF NATURAL SCIENCE
East Lansing Campus

Spring 1984



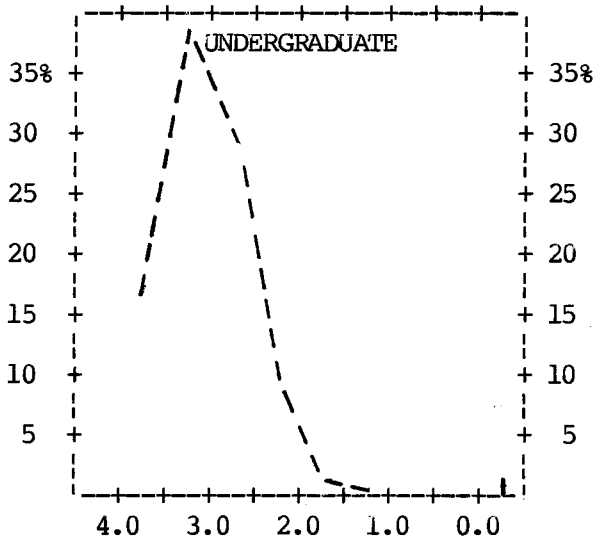
| | Total Grades | Percent Distribution of Numerical Grades | | | | | | | | Percent Letter Grades ¹ |
|-----------------------|--------------|--|------|------|------|------|------|------|------|------------------------------------|
| | | 4.0 | 3.5 | 3.0 | 2.5 | 2.0 | 1.5 | 1.0 | 0.0 | |
| <u>UNDERGRADUATES</u> | | | | | | | | | | |
| Number of Grades | 19510 | 2831 | 2716 | 3143 | 3049 | 2785 | 1477 | 1304 | 1778 | 427 |
| Percent of Total | | | | | | | | | | |
| - College | 100 | 15 | 14 | 16 | 16 | 14 | 8 | 7 | 9 | 1 |
| - Campus | 100 | 18 | 18 | 20 | 16 | 12 | 5 | 3 | 4 | 4 |
| <u>GRADUATES</u> | | | | | | | | | | |
| Number of Grades | 1756 | 541 | 292 | 205 | 47 | 24 | 7 | 6 | 17 | 617 |
| Percent of Total | | | | | | | | | | |
| - College | 100 | 31 | 17 | 12 | 3 | 1 | | | 1 | 35 |
| - Campus | 100 | 26 | 17 | 11 | 3 | 1 | | | | 42 |

Notes: 1) the following grades and symbols are included: CR-NC, P-N, I, DF, and V.

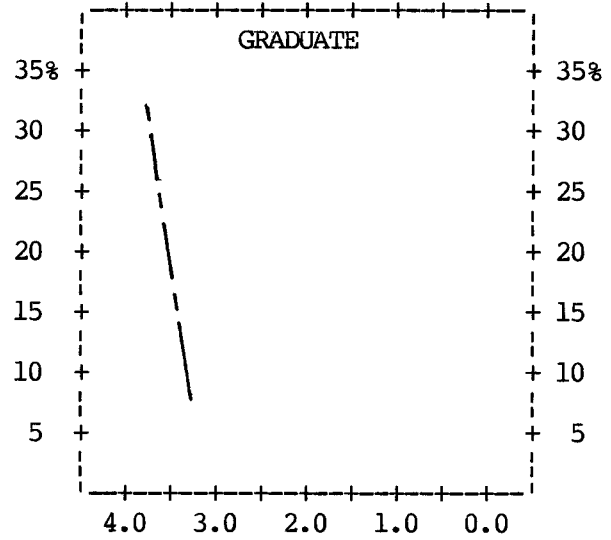
MICHIGAN STATE UNIVERSITY
Office of the Registrar

Distribution of Course Grades
COLLEGE OF NURSING
East Lansing Campus

Spring 1984



Percent
of
Total
Grades
Earned



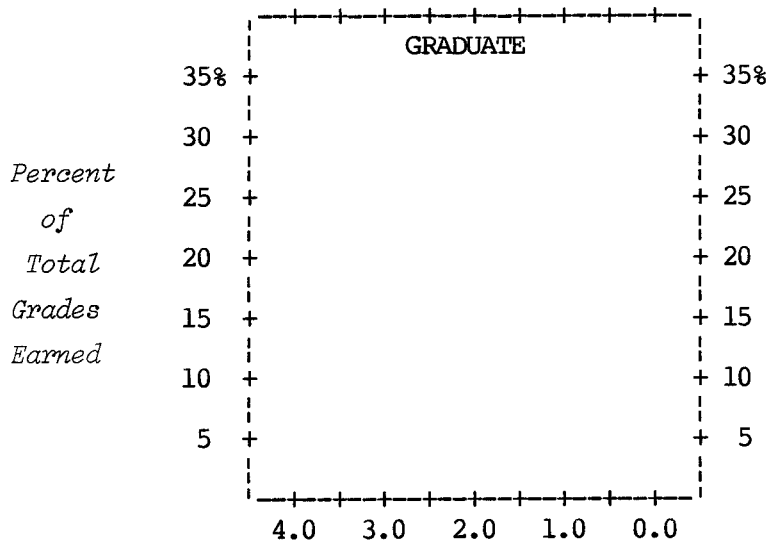
| | Total Grades | Percent Distribution of Numerical Grades | | | | | | | | Percent Letter Grades ¹ |
|-----------------------|-----------------|--|-----|-----|-----|-----|-----|-----|-----|--|
| | | 4.0 | 3.5 | 3.0 | 2.5 | 2.0 | 1.5 | 1.0 | 0.0 | |
| <u>UNDERGRADUATES</u> | | | | | | | | | | |
| Number of Grades | 289 | 49 | 114 | 82 | 29 | 5 | 3 | 1 | 3 | 3 |
| Percent of Total | | | | | | | | | | |
| - College | 100 | 17 | 39 | 28 | 10 | 2 | 1 | | 1 | 2 |
| - Campus | 100 | 18 | 18 | 20 | 16 | 12 | 5 | 3 | 4 | 4 |
| <u>GRADUATES</u> | | | | | | | | | | |
| Number of Grades | 38 | 12 | 3 | | | | | | | 23 |
| Percent of Total | | | | | | | | | | |
| - College | 100 | 32 | 8 | | | | | | | 60 |
| - Campus | 100 | 26 | 17 | 11 | 3 | 1 | | | | 42 |

Notes: 1) the following grades and symbols are included: CR-NC, P-N, I, DF, and V.

MICHIGAN STATE UNIVERSITY
Office of the Registrar

Distribution of Course Grades
COLLEGE OF OSTEOPATHIC MEDICINE
East Lansing Campus

Spring 1984



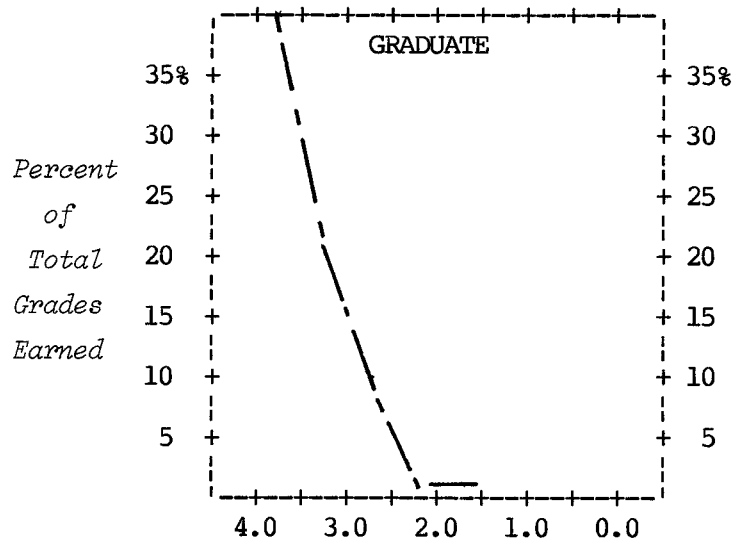
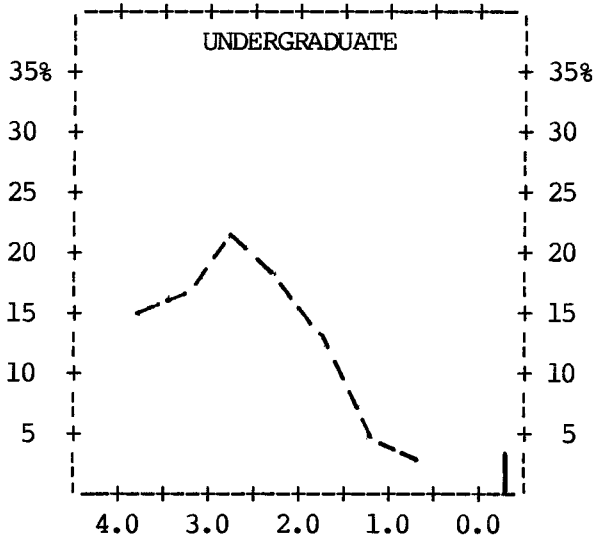
| | Total Grades | Percent Distribution of Numerical Grades | | | | | | | | Percent Letter Grades ¹ |
|-----------------------|--------------|--|-----|-----|-----|-----|-----|-----|-----|------------------------------------|
| | | 4.0 | 3.5 | 3.0 | 2.5 | 2.0 | 1.5 | 1.0 | 0.0 | |
| <u>UNDERGRADUATES</u> | | | | | | | | | | |
| Number of Grades | 2 | | | | | | | 1 | | 1 |
| Percent of Total | | | | | | | | | | |
| - College | 100 | | | | | | | | | |
| - Campus | 100 | 18 | 18 | 20 | 16 | 12 | 5 | 3 | 4 | 4 |
| <u>GRADUATES</u> | | | | | | | | | | |
| Number of Grades | 1256 | 14 | 4 | 2 | 2 | | | | | 1234 |
| Percent of Total | | | | | | | | | | |
| - College | 100 | 1 | | | | | | | | 99 |
| - Campus | 100 | 26 | 17 | 11 | 3 | 1 | | | | 42 |

Note: 1) The following grades and symbols are included: CR-NC, P-N, I, DF, and V.

MICHIGAN STATE UNIVERSITY
Office of the Registrar

Distribution of Course Grades
COLLEGE OF SOCIAL SCIENCE
East Lansing Campus

Spring 1984



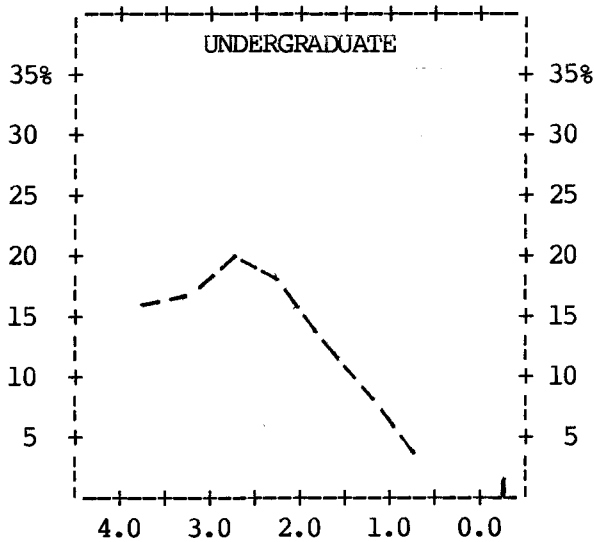
| | Total Grades | Percent Distribution of Numerical Grades | | | | | | | | Percent Letter Grades ¹ |
|-----------------------|--------------|--|------|------|------|------|-----|-----|-----|------------------------------------|
| | | 4.0 | 3.5 | 3.0 | 2.5 | 2.0 | 1.5 | 1.0 | 0.0 | |
| <u>UNDERGRADUATES</u> | | | | | | | | | | |
| Number of Grades | 16176 | 2419 | 2745 | 3547 | 2922 | 2115 | 834 | 452 | 439 | 703 |
| Percent of Total | | | | | | | | | | |
| - College | 100 | 15 | 17 | 22 | 18 | 13 | 5 | 3 | 3 | 4 |
| - Campus | 100 | 18 | 18 | 20 | 16 | 12 | 5 | 3 | 4 | 4 |
| <u>GRADUATES</u> | | | | | | | | | | |
| Number of Grades | 1929 | 762 | 402 | 186 | 27 | 11 | | 1 | 5 | 535 |
| Percent of Total | | | | | | | | | | |
| - College | 100 | 40 | 21 | 10 | 1 | 1 | | | | 27 |
| - Campus | 100 | 26 | 17 | 11 | 3 | 1 | | | | 42 |

Note: 1) The following grades and symbols are included: CR-NC, P-N, I, DF, and V.

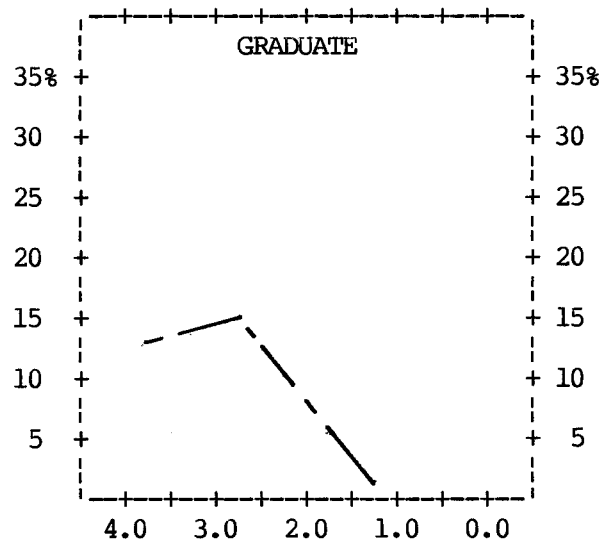
MICHIGAN STATE UNIVERSITY
Office of the Registrar

Distribution of Course Grades
COLLEGE OF VETERINARY MEDICINE
East Lansing Campus

Spring 1984



Percent
of
Total
Grades
Earned



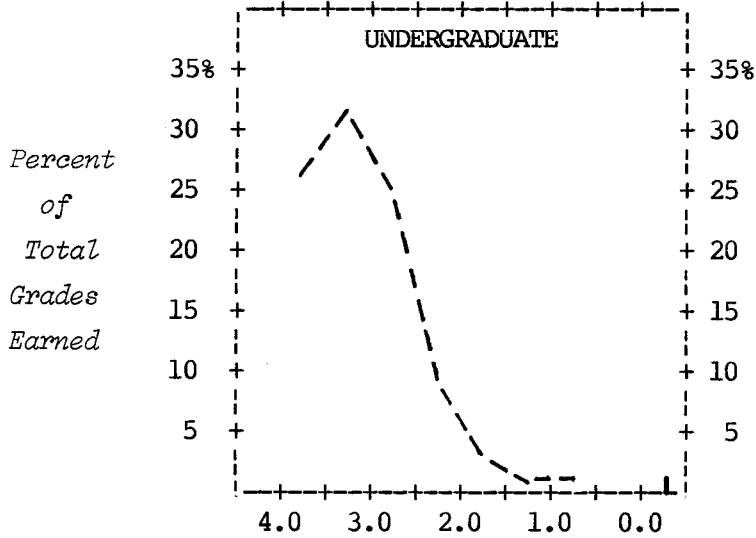
| | Total Grades | Percent Distribution of Numerical Grades | | | | | | | | Percent Letter Grades ¹ |
|-----------------------|-----------------|--|-----|-----|-----|-----|-----|-----|-----|--|
| | | 4.0 | 3.5 | 3.0 | 2.5 | 2.0 | 1.5 | 1.0 | 0.0 | |
| <u>UNDERGRADUATES</u> | | | | | | | | | | |
| Number of Grades | 1916 | 299 | 320 | 378 | 341 | 241 | 176 | 81 | 47 | 33 |
| Percent of Total | | | | | | | | | | |
| - College | 100 | 16 | 17 | 20 | 18 | 13 | 9 | 4 | 2 | 1 |
| - Campus | 100 | 18 | 18 | 20 | 16 | 12 | 5 | 3 | 4 | 4 |
| <u>GRADUATES</u> | | | | | | | | | | |
| Number of Grades | 3140 | 413 | 449 | 479 | 310 | 166 | 62 | 14 | 6 | 1241 |
| Percent of Total | | | | | | | | | | |
| - College | 100 | 13 | 14 | 15 | 10 | 5 | 2 | | | 41 |
| - Campus | 100 | 26 | 17 | 11 | 3 | 1 | | | | 42 |

Note: 1) The following grades and symbols are included: CR-NC, P-N, I, DF, and V.

MICHIGAN STATE UNIVERSITY
Office of the Registrar

Distribution of Course Grades
ALL UNIVERSITY COURSES
East Lansing Campus

Spring 1984



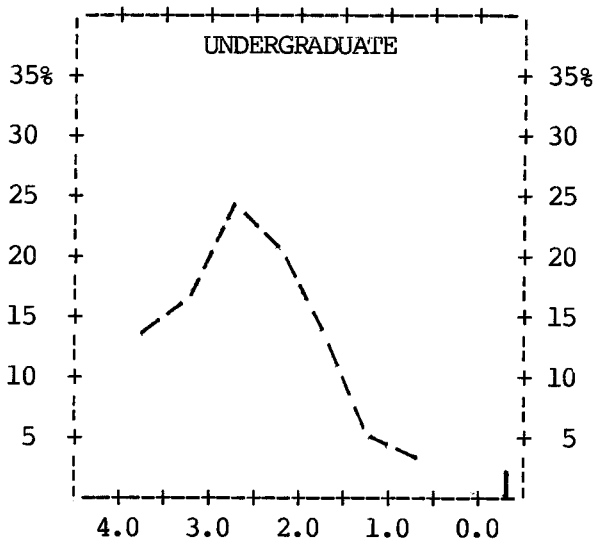
| | Total Grades | Percent Distribution of Numerical Grades | | | | | | | | Percent Letter ₁ Grades |
|-----------------------|--------------|--|-----|-----|-----|-----|-----|-----|-----|------------------------------------|
| | | 4.0 | 3.5 | 3.0 | 2.5 | 2.0 | 1.5 | 1.0 | 0.0 | |
| <u>UNDERGRADUATES</u> | | | | | | | | | | |
| Number of Grades | 347 | 93 | 111 | 88 | 34 | 12 | 2 | 2 | 3 | 2 |
| Percent of Total | | | | | | | | | | |
| - College | 100 | 26 | 31 | 25 | 10 | 3 | 1 | 1 | 1 | 2 |
| - Campus | 100 | 18 | 18 | 20 | 16 | 12 | 5 | 3 | 4 | 4 |
| <u>GRADUATES</u> | | | | | | | | | | |
| Number of Grades | 5 | 2 | | 1 | | | | | | 2 |
| Percent of Total | | | | | | | | | | |
| - College | 100 | | | | | | | | | |
| - Campus | 100 | 26 | 17 | 11 | 3 | 1 | | | | 42 |

Note: 1) The following grades and symbols are included: CR-NC, P-N, I, DF, and V.

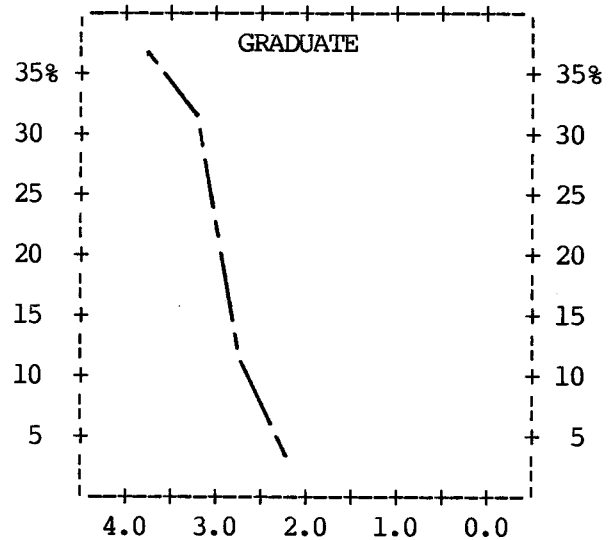
MICHIGAN STATE UNIVERSITY
Office of the Registrar

Distribution of Course Grades
COLLEGE OF COMMUNICATION ARTS AND SCIENCES
East Lansing Campus

Spring 1984



*Percent
of
Total
Grades
Earned*



| | Total Grades | Percent Distribution of Numerical Grades | | | | | | | | Percent Letter Grades ¹ |
|-----------------------|-----------------|--|------|------|------|-----|-----|-----|-----|--|
| | | 4.0 | 3.5 | 3.0 | 2.5 | 2.0 | 1.5 | 1.0 | 0.0 | |
| <u>UNDERGRADUATES</u> | | | | | | | | | | |
| Number of Grades | 6583 | 843 | 1069 | 1597 | 1333 | 918 | 356 | 180 | 144 | 143 |
| Percent of Total | | | | | | | | | | |
| - College | 101 | 13 | 16 | 24 | 20 | 14 | 5 | 3 | 2 | 3 |
| - Campus | 100 | 18 | 18 | 20 | 16 | 12 | 5 | 3 | 4 | 4 |
| <u>GRADUATES</u> | | | | | | | | | | |
| Number of Grades | 681 | 251 | 216 | 81 | 20 | 3 | | | 2 | 108 |
| Percent of Total | | | | | | | | | | |
| - College | 100 | 37 | 32 | 12 | 3 | | | | | 16 |
| - Campus | 100 | 26 | 17 | 11 | 3 | 1 | | | | 42 |

Notes: 1) the following grades and symbols are included: CR-NC, P-N, I, DF, and V.

Spring Term 1984

T E R M - E N D R E P O R T
of
Degrees Conferred
Grade-Point Averages
and Grades